

Summary Results Report  
2020 General Election  
November 3, 2020

Official Results  
Athens County

**Statistics**

TOTAL











Election Day Precincts Reporting	56 of 56
Registered Voters - Total	39,342
Ballots Cast - Total	26,350
Voter Turnout - Total	66.98%

Summary Results Report  
 2020 General Election  
 November 3, 2020

Official Results  
 Athens County




**President and Vice President**

Vote For 1

	TOTAL	VOTE %	
DEM Joseph R. Biden	14,772	56.55%	
Howie Hawkins	115	0.44%	
LIB Jo Jorgensen	299	1.14%	
REP Donald J. Trump	10,862	41.58%	
Write-In Totals	72	0.28%	
Write-In: Not Certified	61	0.23%	
Write-In: Brian Carroll	9	0.03%	
Write-In: Jade Simmons	2	0.01%	
Not Assigned	0	0.00%	
<b>Total Votes Cast</b>	<b>26,120</b>	<b>100.00%</b>	
Overvotes	43		
Undervotes	187		
Contest Totals	26,350		








**Representative to Congress 6th Dist**

Vote For 1

	TOTAL	VOTE %	
REP Bill Johnson	1,518	76.71%	
DEM Shawna Roberts	461	23.29%	
<b>Total Votes Cast</b>	<b>1,979</b>	<b>100.00%</b>	
Overvotes	0		
Undervotes	61		
Contest Totals	2,040		




**Representative to Congress 15th Dist**

Vote For 1

	TOTAL	VOTE %	
DEM Joel Newby	13,512	57.91%	
REP Steve Stivers	9,809	42.04%	
Write-In Totals	13	0.06%	
Write-In: Not Certified	8	0.03%	
Write-In: Shane Ian Hoffman	5	0.02%	
Not Assigned	0	0.00%	
<b>Total Votes Cast</b>	<b>23,334</b>	<b>100.00%</b>	
Overvotes	14		
Undervotes	962		
Contest Totals	24,310		

**State Senator 20th District**




Vote For 1

	TOTAL	VOTE %	
DEM Christian N. Johnson	776	47.46%	
REP Tim Schaffer	859	52.54%	
<b>Total Votes Cast</b>	<b>1,635</b>	<b>100.00%</b>	
Overvotes	1		
Undervotes	121		
Contest Totals	1,757		

Summary Results Report  
 2020 General Election  
 November 3, 2020




**State Senator 30th District**

Vote For 1

	TOTAL	VOTE %	
DEM Michael Fletcher	13,937	60.06%	
REP Frank Hoagland	9,267	39.94%	
<b>Total Votes Cast</b>	<b>23,204</b>	<b>100.00%</b>	
Overvotes	5		
Undervotes	1,384		
Contest Totals	24,593		




**State Representative 94th District**

Vote For 1

	TOTAL	VOTE %	
REP Jay Edwards	10,564	44.22%	
DEM Katie O'Neill	13,328	55.78%	
<b>Total Votes Cast</b>	<b>23,892</b>	<b>100.00%</b>	
Overvotes	5		
Undervotes	696		
Contest Totals	24,593		




**State Representative 78th District**

Vote For 1

	TOTAL	VOTE %	
DEM Charlotte Owens	773	47.54%	
REP Brian Stewart	853	52.46%	
<b>Total Votes Cast</b>	<b>1,626</b>	<b>100.00%</b>	
Overvotes	1		
Undervotes	130		
Contest Totals	1,757		



**County Commissioner FTC 1-2-21**

Vote For 1

	TOTAL	VOTE %	
DEM Charlie R. Adkins	14,778	62.66%	
Bill Hayes	8,807	37.34%	
<b>Total Votes Cast</b>	<b>23,585</b>	<b>100.00%</b>	
Overvotes	19		
Undervotes	2,746		
Contest Totals	26,350		

**County Commissioner FTC 1-3-21**



Vote For 1

	TOTAL	VOTE %	
DEM Chris Chmiel	17,790	100.00%	
<b>Total Votes Cast</b>	<b>17,790</b>	<b>100.00%</b>	
Overvotes	0		
Undervotes	8,560		
Contest Totals	26,350		

Summary Results Report  
 2020 General Election  
 November 3, 2020



**Prosecuting Attorney**

Vote For 1

	TOTAL	VOTE %	
DEM Keller J. Blackburn	17,481	100.00%	
<b>Total Votes Cast</b>	<b>17,481</b>	<b>100.00%</b>	
Overvotes	0		
Undervotes	8,869		
Contest Totals	26,350		



**Clerk of the Court of Common Pleas**

Vote For 1

	TOTAL	VOTE %	
DEM Candy S. Russell	17,973	100.00%	
<b>Total Votes Cast</b>	<b>17,973</b>	<b>100.00%</b>	
Overvotes	0		
Undervotes	8,377		
Contest Totals	26,350		



**Sheriff**

Vote For 1

	TOTAL	VOTE %	
DEM Rodney Smith	19,253	100.00%	
<b>Total Votes Cast</b>	<b>19,253</b>	<b>100.00%</b>	
Overvotes	0		
Undervotes	7,097		
Contest Totals	26,350		



**County Recorder**

Vote For 1

	TOTAL	VOTE %	
DEM Jessica Markins	17,780	100.00%	
<b>Total Votes Cast</b>	<b>17,780</b>	<b>100.00%</b>	
Overvotes	0		
Undervotes	8,570		
Contest Totals	26,350		

**County Treasurer**



Vote For 1

	TOTAL	VOTE %	
DEM Ric Wasserman	17,788	100.00%	
<b>Total Votes Cast</b>	<b>17,788</b>	<b>100.00%</b>	
Overvotes	0		
Undervotes	8,562		
Contest Totals	26,350		

Summary Results Report  
 2020 General Election  
 November 3, 2020



**County Engineer**

Vote For 1

	TOTAL	VOTE %	
DEM Jeff Maiden	18,132	100.00%	
<b>Total Votes Cast</b>	<b>18,132</b>	<b>100.00%</b>	
Overvotes	0		
Undervotes	8,218		
Contest Totals	26,350		




**Coroner**

Vote For 1

	TOTAL	VOTE %	
DEM Carl Ortman	18,395	100.00%	
<b>Total Votes Cast</b>	<b>18,395</b>	<b>100.00%</b>	
Overvotes	0		
Undervotes	7,955		
Contest Totals	26,350		




**Member of the State Board of Education 9th Dist**

Vote For 1

	TOTAL	VOTE %	
Ron Hood	421	31.61%	
Michelle Newman	911	68.39%	
<b>Total Votes Cast</b>	<b>1,332</b>	<b>100.00%</b>	
Overvotes	2		
Undervotes	423		
Contest Totals	1,757		




**Justice of the Supreme Court FTC 1-1-21**

Vote For 1

	TOTAL	VOTE %	
Sharon L. Kennedy	9,860	46.63%	
John P. O'Donnell	11,284	53.37%	
<b>Total Votes Cast</b>	<b>21,144</b>	<b>100.00%</b>	
Overvotes	12		
Undervotes	5,194		
Contest Totals	26,350		

**Justice of the Supreme Court FTC 1-2-21**



Vote For 1

	TOTAL	VOTE %	
Jennifer Brunner	13,988	68.06%	
Judi French	6,563	31.94%	
<b>Total Votes Cast</b>	<b>20,551</b>	<b>100.00%</b>	
Overvotes	11		
Undervotes	5,788		
Contest Totals	26,350		

Summary Results Report  
 2020 General Election  
 November 3, 2020




**Judge of the Court of Appeals FTC 2-9-21 4th District**

Vote For 1

	TOTAL	VOTE %	
Peter B. Abele	15,635	100.00%	
<b>Total Votes Cast</b>	<b>15,635</b>	<b>100.00%</b>	
Overvotes	0		
Undervotes	10,715		
Contest Totals	26,350		



**Judge of the Court of Appeals UTE 2-8-23**

Vote For 1

	TOTAL	VOTE %	
Stacy Brooks	12,821	65.28%	
Kristy Wilkin	6,819	34.72%	
<b>Total Votes Cast</b>	<b>19,640</b>	<b>100.00%</b>	
Overvotes	19		
Undervotes	6,691		
Contest Totals	26,350		




**Judge of the Court of Common Pleas Gen 2-9-21**

Vote For 1

	TOTAL	VOTE %	
Pat Lang	16,816	100.00%	
<b>Total Votes Cast</b>	<b>16,816</b>	<b>100.00%</b>	
Overvotes	0		
Undervotes	9,534		
Contest Totals	26,350		




**Judge of the Court of Common Pleas Prov Juv 2-9-21**

Vote For 1

	TOTAL	VOTE %	
Kenneth E. Ryan	8,486	39.35%	
Zachary L. Saunders	13,078	60.65%	
<b>Total Votes Cast</b>	<b>21,564</b>	<b>100.00%</b>	
Overvotes	16		
Undervotes	4,770		
Contest Totals	26,350		

**1 City of Athens Income Tax Levy**

Vote For 1

	TOTAL	VOTE %	
FOR THE INCOME TAX	4,657	72.30%	
AGAINST THE INCOME TAX	1,784	27.70%	
<b>Total Votes Cast</b>	<b>6,441</b>	<b>100.00%</b>	
Overvotes	1		
Undervotes	726		
Contest Totals	7,168		

**2 City of Nelsonville Tax Levy Roads**

Vote For 1

	TOTAL	VOTE %	
For the Tax Levy	847	61.24%	
Against the Tax Levy	536	38.76%	
<b>Total Votes Cast</b>	<b>1,383</b>	<b>100.00%</b>	
Overvotes	0		
Undervotes	75		
Contest Totals	1,458		

**3 Chauncey Village Income Tax Police**

Vote For 1

	TOTAL	VOTE %	
FOR THE INCOME TAX	143	44.41%	
AGAINST THE INCOME TAX	179	55.59%	
<b>Total Votes Cast</b>	<b>322</b>	<b>100.00%</b>	
Overvotes	1		
Undervotes	14		
Contest Totals	337		

**4 Glouster Village Ordinance Marihuana**

Vote For 1

	TOTAL	VOTE %	
YES	392	67.47%	
NO	189	32.53%	
<b>Total Votes Cast</b>	<b>581</b>	<b>100.00%</b>	
Overvotes	0		
Undervotes	38		
Contest Totals	619		

**5 Jacksonville Tax Levy Current Op Expenses**

Vote For 1

	TOTAL	VOTE %	
For the Tax Levy	125	63.45%	
Against the Tax Levy	72	36.55%	
<b>Total Votes Cast</b>	<b>197</b>	<b>100.00%</b>	
Overvotes	0		
Undervotes	4		
Contest Totals	201		

**6 Jacksonville Village Tax Levy Fire**

Vote For 1

	TOTAL	VOTE %	
For the Tax Levy	141	71.21%	
Against the Tax Levy	57	28.79%	
<b>Total Votes Cast</b>	<b>198</b>	<b>100.00%</b>	
Overvotes	0		
Undervotes	3		
Contest Totals	201		

**7 Jacksonville Village Ordinance Marihuana**

Vote For 1

	TOTAL	VOTE %	
YES	114	57.87%	
NO	83	42.13%	
<b>Total Votes Cast</b>	<b>197</b>	<b>100.00%</b>	
Overvotes	0		
Undervotes	4		
Contest Totals	201		

**8 Trimble Village Ordinance Marihuana**

Vote For 1

	TOTAL	VOTE %	
YES	79	68.70%	
NO	36	31.30%	
<b>Total Votes Cast</b>	<b>115</b>	<b>100.00%</b>	
Overvotes	0		
Undervotes	9		
Contest Totals	124		

**9 Ames Twp Tax Levy Roads**

Vote For 1

	TOTAL	VOTE %	
For the Tax Levy	423	73.57%	
Against the Tax Levy	152	26.43%	
<b>Total Votes Cast</b>	<b>575</b>	<b>100.00%</b>	
Overvotes	0		
Undervotes	25		
Contest Totals	600		

**10 Ames Twp Tax Levy Cemeteries**

Vote For 1

	TOTAL	VOTE %	
For the Tax Levy	482	72.70%	
Against the Tax Levy	181	27.30%	
<b>Total Votes Cast</b>	<b>663</b>	<b>100.00%</b>	
Overvotes	0		
Undervotes	32		
Contest Totals	695		

**11 Athens Twp Tax Levy Zoning**

Vote For 1

	TOTAL	VOTE %	
YES	651	59.56%	
NO	442	40.44%	
<b>Total Votes Cast</b>	<b>1,093</b>	<b>100.00%</b>	
Overvotes	0		
Undervotes	79		
Contest Totals	1,172		



**12 Bern Twp Tax Levy Cemeteries**

Vote For 1

	TOTAL	VOTE %	
For the Tax Levy	164	64.31%	
Against the Tax Levy	91	35.69%	
<b>Total Votes Cast</b>	<b>255</b>	<b>100.00%</b>	
Overvotes	1		
Undervotes	13		
Contest Totals	269		

**13 Canaan Twp Tax Levy Roads**

Vote For 1

	TOTAL	VOTE %	
For the Tax Levy	643	72.09%	
Against the Tax Levy	249	27.91%	
<b>Total Votes Cast</b>	<b>892</b>	<b>100.00%</b>	
Overvotes	0		
Undervotes	45		
Contest Totals	937		

**14 Dover Twp Tax Levy Roads**

Vote For 1

	TOTAL	VOTE %	
For the Tax Levy	780	66.55%	
Against the Tax Levy	392	33.45%	
<b>Total Votes Cast</b>	<b>1,172</b>	<b>100.00%</b>	
Overvotes	0		
Undervotes	54		
Contest Totals	1,226		

**15 Dover Twp Tax Levy Cemeteries**

Vote For 1

	TOTAL	VOTE %	
For the Tax Levy	949	63.82%	
Against the Tax Levy	538	36.18%	
<b>Total Votes Cast</b>	<b>1,487</b>	<b>100.00%</b>	
Overvotes	0		
Undervotes	76		
Contest Totals	1,563		

**16 Lodi Twp Tax Levy Current Exp**

Vote For 1

	TOTAL	VOTE %	
For the Tax Levy	469	61.31%	
Against the Tax Levy	296	38.69%	
<b>Total Votes Cast</b>	<b>765</b>	<b>100.00%</b>	
Overvotes	0		
Undervotes	44		
Contest Totals	809		

**17 Rome Twp Tax Levy Cemeteries**

Vote For 1

	TOTAL	VOTE %	
For the Tax Levy	411	67.82%	
Against the Tax Levy	195	32.18%	
<b>Total Votes Cast</b>	<b>606</b>	<b>100.00%</b>	
Overvotes	0		
Undervotes	28		
Contest Totals	634		

**18 Rome Twp Tax Levy Fire**

Vote For 1

	TOTAL	VOTE %	
For the Tax Levy	470	77.30%	
Against the Tax Levy	138	22.70%	
<b>Total Votes Cast</b>	<b>608</b>	<b>100.00%</b>	
Overvotes	0		
Undervotes	26		
Contest Totals	634		

**19 Trimble Twp Tax Levy Fire**

Vote For 1

	TOTAL	VOTE %	
For the Tax Levy	469	61.79%	
Against the Tax Levy	290	38.21%	
<b>Total Votes Cast</b>	<b>759</b>	<b>100.00%</b>	
Overvotes	0		
Undervotes	54		
Contest Totals	813		

**20 Waterloo Twp Tax Levy Cemeteries**

Vote For 1

	TOTAL	VOTE %	
For the Tax Levy	732	64.04%	
Against the Tax Levy	411	35.96%	
<b>Total Votes Cast</b>	<b>1,143</b>	<b>100.00%</b>	
Overvotes	0		
Undervotes	55		
Contest Totals	1,198		

**21 Waterloo Twp Tax Levy Roads**




Vote For 1

	TOTAL	VOTE %	
For the Tax Levy	793	69.26%	
Against the Tax Levy	352	30.74%	
<b>Total Votes Cast</b>	<b>1,145</b>	<b>100.00%</b>	
Overvotes	0		
Undervotes	53		
Contest Totals	1,198		

Summary Results Report  
 2020 General Election  
 November 3, 2020




**22 Waterloo Twp Tax Levy Fire**

Vote For 1

	TOTAL	VOTE %	
For the Tax Levy	823	72.45%	
Against the Tax Levy	313	27.55%	
<b>Total Votes Cast</b>	<b>1,136</b>	<b>100.00%</b>	
Overvotes	1		
Undervotes	61		
Contest Totals	1,198		




**23 York Twp Tax Levy Roads**

Vote For 1

	TOTAL	VOTE %	
For the Tax Levy	513	62.79%	
Against the Tax Levy	304	37.21%	
<b>Total Votes Cast</b>	<b>817</b>	<b>100.00%</b>	
Overvotes	0		
Undervotes	57		
Contest Totals	874		

**24 Athens County Sales Tax Levy**

Vote For 1

	TOTAL	VOTE %	
YES	12,853	52.55%	
NO	11,606	47.45%	
<b>Total Votes Cast</b>	<b>24,459</b>	<b>100.00%</b>	
Overvotes	5		
Undervotes	1,886		
Contest Totals	26,350		