




## Athens Ward 1, Precinct 1

### Statistics

	TOTAL	Election Day	Absentee Mail Out	Absentee In Office	Provisional
Registered Voters - Total	1,116				
Ballots Cast - Total	326	140	14	126	46
Voter Turnout - Total	29.21%				

### State Issue 1

Vote For 1

	TOTAL	VOTE %		Election Day	Absentee Mail Out	Absentee In Office	Provisional
Yes	21	6.44%		15	3	3	0
No	305	93.56%		125	11	123	46
<b>Total Votes Cast</b>	<b>326</b>	<b>100.00%</b>		<b>140</b>	<b>14</b>	<b>126</b>	<b>46</b>
Overvotes	0			0	0	0	0
Undervotes	0			0	0	0	0
Contest Totals	326			140	14	126	46




## Athens Ward 1, Precinct 2

### Statistics

	TOTAL	Election Day	Absentee Mail Out	Absentee In Office	Provisional
Registered Voters - Total	530				
Ballots Cast - Total	291	128	37	105	21
Voter Turnout - Total	54.91%				

### State Issue 1

Vote For 1

	TOTAL	VOTE %	Election Day	Absentee Mail Out	Absentee In Office	Provisional
Yes	10	3.44% 	5	4	0	1
No	281	96.56% 	123	33	105	20
<b>Total Votes Cast</b>	<b>291</b>	<b>100.00%</b> 	<b>128</b>	<b>37</b>	<b>105</b>	<b>21</b>
Overvotes	0		0	0	0	0
Undervotes	0		0	0	0	0
Contest Totals	291		128	37	105	21




### Athens Ward 1, Precinct 3

#### Statistics

	TOTAL	Election Day	Absentee Mail Out	Absentee In Office	Provisional
Registered Voters - Total	822				
Ballots Cast - Total	150	69	11	48	22
Voter Turnout - Total	18.25%				

#### State Issue 1

Vote For 1

	TOTAL	VOTE %		Election Day	Absentee Mail Out	Absentee In Office	Provisional
Yes	11	7.33%		6	5	0	0
No	139	92.67%		63	6	48	22
<b>Total Votes Cast</b>	<b>150</b>	<b>100.00%</b>		<b>69</b>	<b>11</b>	<b>48</b>	<b>22</b>
Overvotes	0			0	0	0	0
Undervotes	0			0	0	0	0
Contest Totals	150			69	11	48	22




## Athens Ward 1, Precinct 4

### Statistics

	TOTAL	Election Day	Absentee Mail Out	Absentee In Office	Provisional
Registered Voters - Total	505				
Ballots Cast - Total	11	3	0	3	5
Voter Turnout - Total	2.18%				

### State Issue 1

Vote For 1

	TOTAL	VOTE %		Election Day	Absentee Mail Out	Absentee In Office	Provisional
Yes	1	9.09%		0	0	1	0
No	10	90.91%		3	0	2	5
<b>Total Votes Cast</b>	<b>11</b>	<b>100.00%</b>		<b>3</b>	<b>0</b>	<b>3</b>	<b>5</b>
Overvotes	0			0	0	0	0
Undervotes	0			0	0	0	0
Contest Totals	11			3	0	3	5




## Athens Ward 1, Precinct 5

### Statistics

	TOTAL	Election Day	Absentee Mail Out	Absentee In Office	Provisional
Registered Voters - Total	176				
Ballots Cast - Total	27	8	2	15	2
Voter Turnout - Total	15.34%				

### State Issue 1

Vote For 1

	TOTAL	VOTE %		Election Day	Absentee Mail Out	Absentee In Office	Provisional
Yes	2	7.41%		0	0	1	1
No	25	92.59%		8	2	14	1
<b>Total Votes Cast</b>	<b>27</b>	<b>100.00%</b>		<b>8</b>	<b>2</b>	<b>15</b>	<b>2</b>
Overvotes	0			0	0	0	0
Undervotes	0			0	0	0	0
Contest Totals	27			8	2	15	2

## Athens Ward 2, Precinct 1

### Statistics

	TOTAL	Election Day	Absentee Mail Out	Absentee In Office	Provisional
Registered Voters - Total	502				
Ballots Cast - Total	12	3	2	2	5
Voter Turnout - Total	2.39%				

### State Issue 1

Vote For 1

	TOTAL	VOTE %		Election Day	Absentee Mail Out	Absentee In Office	Provisional
Yes	0	0.00%	<div style="width: 0%;"></div>	0	0	0	0
No	12	100.00%	<div style="width: 100%;"></div>	3	2	2	5
<b>Total Votes Cast</b>	<b>12</b>	<b>100.00%</b>		<b>3</b>	<b>2</b>	<b>2</b>	<b>5</b>
Overvotes	0			0	0	0	0
Undervotes	0			0	0	0	0
Contest Totals	12			3	2	2	5




## Athens Ward 2, Precinct 2

### Statistics

	TOTAL	Election Day	Absentee Mail Out	Absentee In Office	Provisional
Registered Voters - Total	484				
Ballots Cast - Total	54	39	2	11	2
Voter Turnout - Total	11.16%				

### State Issue 1

Vote For 1

	TOTAL	VOTE %		Election Day	Absentee Mail Out	Absentee In Office	Provisional
Yes	4	7.41%		3	0	1	0
No	50	92.59%		36	2	10	2
<b>Total Votes Cast</b>	<b>54</b>	<b>100.00%</b>		<b>39</b>	<b>2</b>	<b>11</b>	<b>2</b>
Overvotes	0			0	0	0	0
Undervotes	0			0	0	0	0
Contest Totals	54			39	2	11	2




### Athens Ward 2, Precinct 3

#### Statistics

	TOTAL	Election Day	Absentee Mail Out	Absentee In Office	Provisional
Registered Voters - Total	638				
Ballots Cast - Total	376	212	16	142	6
Voter Turnout - Total	58.93%				

#### State Issue 1

Vote For 1

	TOTAL	VOTE %		Election Day	Absentee Mail Out	Absentee In Office	Provisional
Yes	65	17.29%		51	1	12	1
No	311	82.71%		161	15	130	5
<b>Total Votes Cast</b>	<b>376</b>	<b>100.00%</b>		<b>212</b>	<b>16</b>	<b>142</b>	<b>6</b>
Overvotes	0			0	0	0	0
Undervotes	0			0	0	0	0
Contest Totals	376			212	16	142	6






## Athens Ward 2, Precinct 4

### Statistics

	TOTAL	Election Day	Absentee Mail Out	Absentee In Office	Provisional
Registered Voters - Total	872				
Ballots Cast - Total	487	230	46	199	12
Voter Turnout - Total	55.85%				

### State Issue 1

Vote For 1

	TOTAL	VOTE %		Election Day	Absentee Mail Out	Absentee In Office	Provisional
Yes	67	13.76%		44	9	14	0
No	420	86.24%		186	37	185	12
<b>Total Votes Cast</b>	<b>487</b>	<b>100.00%</b>		<b>230</b>	<b>46</b>	<b>199</b>	<b>12</b>
Overvotes	0			0	0	0	0
Undervotes	0			0	0	0	0
Contest Totals	487			230	46	199	12

## Athens Ward 2, Precinct 5

### Statistics

	TOTAL	Election Day	Absentee Mail Out	Absentee In Office	Provisional
Registered Voters - Total	310				
Ballots Cast - Total	11	3	0	3	5
Voter Turnout - Total	3.55%				

### State Issue 1

Vote For 1

	TOTAL	VOTE %		Election Day	Absentee Mail Out	Absentee In Office	Provisional
Yes	0	0.00%	<div style="width: 0%; background-color: #cccccc;"></div>	0	0	0	0
No	11	100.00%	<div style="width: 100%; background-color: #f4a460;"></div>	3	0	3	5
<b>Total Votes Cast</b>	<b>11</b>	<b>100.00%</b>	<div style="width: 100%; background-color: #f4a460;"></div>	<b>3</b>	<b>0</b>	<b>3</b>	<b>5</b>
Overvotes	0			0	0	0	0
Undervotes	0			0	0	0	0
Contest Totals	11			3	0	3	5




## Athens Ward 3, Precinct 1

### Statistics

	TOTAL	Election Day	Absentee Mail Out	Absentee In Office	Provisional
Registered Voters - Total	352				
Ballots Cast - Total	43	17	3	8	15
Voter Turnout - Total	12.22%				

### State Issue 1

Vote For 1

	TOTAL	VOTE %	Election Day	Absentee Mail Out	Absentee In Office	Provisional
Yes	1	2.33% 	1	0	0	0
No	42	97.67% 	16	3	8	15
<b>Total Votes Cast</b>	<b>43</b>	<b>100.00%</b> 	<b>17</b>	<b>3</b>	<b>8</b>	<b>15</b>
Overvotes	0		0	0	0	0
Undervotes	0		0	0	0	0
Contest Totals	43		17	3	8	15




## Athens Ward 3, Precinct 2

### Statistics

	TOTAL	Election Day	Absentee Mail Out	Absentee In Office	Provisional
Registered Voters - Total	529				
Ballots Cast - Total	64	19	4	24	17
Voter Turnout - Total	12.10%				

### State Issue 1

Vote For 1

	TOTAL	VOTE %		Election Day	Absentee Mail Out	Absentee In Office	Provisional
Yes	4	6.25%		0	1	3	0
No	60	93.75%		19	3	21	17
<b>Total Votes Cast</b>	<b>64</b>	<b>100.00%</b>		<b>19</b>	<b>4</b>	<b>24</b>	<b>17</b>
Overvotes	0			0	0	0	0
Undervotes	0			0	0	0	0
Contest Totals	64			19	4	24	17




### Athens Ward 3, Precinct 3

#### Statistics

	TOTAL	Election Day	Absentee Mail Out	Absentee In Office	Provisional
Registered Voters - Total	383				
Ballots Cast - Total	19	8	1	4	6
Voter Turnout - Total	4.96%				

#### State Issue 1

Vote For 1

	TOTAL	VOTE %		Election Day	Absentee Mail Out	Absentee In Office	Provisional
Yes	2	10.53%		1	0	0	1
No	17	89.47%		7	1	4	5
<b>Total Votes Cast</b>	<b>19</b>	<b>100.00%</b>		<b>8</b>	<b>1</b>	<b>4</b>	<b>6</b>
Overvotes	0			0	0	0	0
Undervotes	0			0	0	0	0
Contest Totals	19			8	1	4	6




## Athens Ward 3, Precinct 4

### Statistics

	TOTAL	Election Day	Absentee Mail Out	Absentee In Office	Provisional
Registered Voters - Total	742				
Ballots Cast - Total	255	113	16	112	14
Voter Turnout - Total	34.37%				

### State Issue 1

Vote For 1

	TOTAL	VOTE %		Election Day	Absentee Mail Out	Absentee In Office	Provisional
Yes	23	9.06%		16	0	7	0
No	231	90.94%		97	16	104	14
<b>Total Votes Cast</b>	<b>254</b>	<b>100.00%</b>		<b>113</b>	<b>16</b>	<b>111</b>	<b>14</b>
Overvotes	0			0	0	0	0
Undervotes	1			0	0	1	0
Contest Totals	255			113	16	112	14




## Athens Ward 3, Precinct 5

### Statistics

	TOTAL	Election Day	Absentee Mail Out	Absentee In Office	Provisional
Registered Voters - Total	819				
Ballots Cast - Total	391	158	14	195	24
Voter Turnout - Total	47.74%				

### State Issue 1

Vote For 1

	TOTAL	VOTE %	Election Day	Absentee Mail Out	Absentee In Office	Provisional
Yes	22	5.63% 	14	5	2	1
No	369	94.37% 	144	9	193	23
<b>Total Votes Cast</b>	<b>391</b>	<b>100.00%</b> 	<b>158</b>	<b>14</b>	<b>195</b>	<b>24</b>
Overvotes	0		0	0	0	0
Undervotes	0		0	0	0	0
Contest Totals	391		158	14	195	24




## Athens Ward 3, Precinct 6

### Statistics

	TOTAL	Election Day	Absentee Mail Out	Absentee In Office	Provisional
Registered Voters - Total	542				
Ballots Cast - Total	347	137	22	185	3
Voter Turnout - Total	64.02%				

### State Issue 1

Vote For 1

	TOTAL	VOTE %	Election Day	Absentee Mail Out	Absentee In Office	Provisional
Yes	20	5.76% 	13	0	7	0
No	327	94.24% 	124	22	178	3
<b>Total Votes Cast</b>	<b>347</b>	<b>100.00%</b> 	<b>137</b>	<b>22</b>	<b>185</b>	<b>3</b>
Overvotes	0		0	0	0	0
Undervotes	0		0	0	0	0
Contest Totals	347		137	22	185	3






## Athens Ward 4, Precinct 1

### Statistics

	TOTAL	Election Day	Absentee Mail Out	Absentee In Office	Provisional
Registered Voters - Total	742				
Ballots Cast - Total	374	174	26	171	3
Voter Turnout - Total	50.40%				

### State Issue 1

Vote For 1

	TOTAL	VOTE %		Election Day	Absentee Mail Out	Absentee In Office	Provisional
Yes	39	10.43%		23	4	12	0
No	335	89.57%		151	22	159	3
<b>Total Votes Cast</b>	<b>374</b>	<b>100.00%</b>		<b>174</b>	<b>26</b>	<b>171</b>	<b>3</b>
Overvotes	0			0	0	0	0
Undervotes	0			0	0	0	0
Contest Totals	374			174	26	171	3




## Athens Ward 4, Precinct 2

### Statistics

	TOTAL	Election Day	Absentee Mail Out	Absentee In Office	Provisional
Registered Voters - Total	605				
Ballots Cast - Total	315	151	11	146	7
Voter Turnout - Total	52.07%				

### State Issue 1

Vote For 1

	TOTAL	VOTE %		Election Day	Absentee Mail Out	Absentee In Office	Provisional
Yes	16	5.08%		10	3	3	0
No	299	94.92%		141	8	143	7
<b>Total Votes Cast</b>	<b>315</b>	<b>100.00%</b>		<b>151</b>	<b>11</b>	<b>146</b>	<b>7</b>
Overvotes	0			0	0	0	0
Undervotes	0			0	0	0	0
Contest Totals	315			151	11	146	7




### Athens Ward 4, Precinct 3

#### Statistics

	TOTAL	Election Day	Absentee Mail Out	Absentee In Office	Provisional
Registered Voters - Total	490				
Ballots Cast - Total	177	73	6	88	10
Voter Turnout - Total	36.12%				

#### State Issue 1

Vote For 1

	TOTAL	VOTE %		Election Day	Absentee Mail Out	Absentee In Office	Provisional
Yes	12	6.78%		8	0	2	2
No	165	93.22%		65	6	86	8
<b>Total Votes Cast</b>	<b>177</b>	<b>100.00%</b>		<b>73</b>	<b>6</b>	<b>88</b>	<b>10</b>
Overvotes	0			0	0	0	0
Undervotes	0			0	0	0	0
Contest Totals	177			73	6	88	10

## Athens Ward 4, Precinct 4

### Statistics

	TOTAL	Election Day	Absentee Mail Out	Absentee In Office	Provisional
Registered Voters - Total	552				
Ballots Cast - Total	44	18	3	10	13
Voter Turnout - Total	7.97%				

### State Issue 1

Vote For 1

	TOTAL	VOTE %		Election Day	Absentee Mail Out	Absentee In Office	Provisional
Yes	0	0.00%	<div style="width: 0%;"></div>	0	0	0	0
No	44	100.00%	<div style="width: 100%;"></div>	18	3	10	13
<b>Total Votes Cast</b>	<b>44</b>	<b>100.00%</b>	<div style="width: 100%;"></div>	<b>18</b>	<b>3</b>	<b>10</b>	<b>13</b>
Overvotes	0			0	0	0	0
Undervotes	0			0	0	0	0
Contest Totals	44			18	3	10	13




## Athens Ward 4, Precinct 5

### Statistics

	TOTAL	Election Day	Absentee Mail Out	Absentee In Office	Provisional
Registered Voters - Total	522				
Ballots Cast - Total	21	13	5	1	2
Voter Turnout - Total	4.02%				

### State Issue 1

Vote For 1

	TOTAL	VOTE %		Election Day	Absentee Mail Out	Absentee In Office	Provisional
Yes	1	4.76%		0	1	0	0
No	20	95.24%		13	4	1	2
<b>Total Votes Cast</b>	<b>21</b>	<b>100.00%</b>		<b>13</b>	<b>5</b>	<b>1</b>	<b>2</b>
Overvotes	0			0	0	0	0
Undervotes	0			0	0	0	0
Contest Totals	21			13	5	1	2




## Nelsonville 1

### Statistics

	TOTAL	Election Day	Absentee Mail Out	Absentee In Office	Provisional
Registered Voters - Total	561				
Ballots Cast - Total	173	145	11	16	1
Voter Turnout - Total	30.84%				

### State Issue 1

Vote For 1

	TOTAL	VOTE %		Election Day	Absentee Mail Out	Absentee In Office	Provisional
Yes	57	32.95%		52	2	3	0
No	116	67.05%		93	9	13	1
<b>Total Votes Cast</b>	<b>173</b>	<b>100.00%</b>		<b>145</b>	<b>11</b>	<b>16</b>	<b>1</b>
Overvotes	0			0	0	0	0
Undervotes	0			0	0	0	0
Contest Totals	173			145	11	16	1




## Nelsonville 2

### Statistics

	TOTAL	Election Day	Absentee Mail Out	Absentee In Office	Provisional
Registered Voters - Total	435				
Ballots Cast - Total	135	112	9	12	2
Voter Turnout - Total	31.03%				

### State Issue 1

Vote For 1

	TOTAL	VOTE %		Election Day	Absentee Mail Out	Absentee In Office	Provisional
Yes	39	28.89%		32	2	5	0
No	96	71.11%		80	7	7	2
<b>Total Votes Cast</b>	<b>135</b>	<b>100.00%</b>		<b>112</b>	<b>9</b>	<b>12</b>	<b>2</b>
Overvotes	0			0	0	0	0
Undervotes	0			0	0	0	0
Contest Totals	135			112	9	12	2




### Nelsonville 3

#### Statistics

	TOTAL	Election Day	Absentee Mail Out	Absentee In Office	Provisional
Registered Voters - Total	652				
Ballots Cast - Total	171	129	22	17	3
Voter Turnout - Total	26.23%				

#### State Issue 1

Vote For 1

	TOTAL	VOTE %		Election Day	Absentee Mail Out	Absentee In Office	Provisional
Yes	62	36.47%		45	8	8	1
No	108	63.53%		83	14	9	2
<b>Total Votes Cast</b>	<b>170</b>	<b>100.00%</b>		<b>128</b>	<b>22</b>	<b>17</b>	<b>3</b>
Overvotes	0			0	0	0	0
Undervotes	1			1	0	0	0
Contest Totals	171			129	22	17	3






## Nelsonville 4

### Statistics

	TOTAL	Election Day	Absentee Mail Out	Absentee In Office	Provisional
Registered Voters - Total	758				
Ballots Cast - Total	178	134	15	23	6
Voter Turnout - Total	23.48%				

### State Issue 1

Vote For 1

	TOTAL	VOTE %		Election Day	Absentee Mail Out	Absentee In Office	Provisional
Yes	60	33.71%		51	3	3	3
No	118	66.29%		83	12	20	3
<b>Total Votes Cast</b>	<b>178</b>	<b>100.00%</b>		<b>134</b>	<b>15</b>	<b>23</b>	<b>6</b>
Overvotes	0			0	0	0	0
Undervotes	0			0	0	0	0
Contest Totals	178			134	15	23	6




## Alexander East

### Statistics

	TOTAL	Election Day	Absentee Mail Out	Absentee In Office	Provisional
Registered Voters - Total	1,203				
Ballots Cast - Total	517	358	44	109	6
Voter Turnout - Total	42.98%				

### State Issue 1

Vote For 1

	TOTAL	VOTE %		Election Day	Absentee Mail Out	Absentee In Office	Provisional
Yes	218	42.17%		184	12	18	4
No	299	57.83%		174	32	91	2
<b>Total Votes Cast</b>	<b>517</b>	<b>100.00%</b>		<b>358</b>	<b>44</b>	<b>109</b>	<b>6</b>
Overvotes	0			0	0	0	0
Undervotes	0			0	0	0	0
Contest Totals	517			358	44	109	6




## Alexander West

### Statistics

	TOTAL	Election Day	Absentee Mail Out	Absentee In Office	Provisional
Registered Voters - Total	716				
Ballots Cast - Total	305	185	37	77	6
Voter Turnout - Total	42.60%				

### State Issue 1

Vote For 1

	TOTAL	VOTE %		Election Day	Absentee Mail Out	Absentee In Office	Provisional
Yes	112	36.84%		88	12	10	2
No	192	63.16%		96	25	67	4
<b>Total Votes Cast</b>	<b>304</b>	<b>100.00%</b>		<b>184</b>	<b>37</b>	<b>77</b>	<b>6</b>
Overvotes	0			0	0	0	0
Undervotes	1			1	0	0	0
Contest Totals	305			185	37	77	6




## Amesville Village

### Statistics

	TOTAL	Election Day	Absentee Mail Out	Absentee In Office	Provisional
Registered Voters - Total	122				
Ballots Cast - Total	64	48	7	8	1
Voter Turnout - Total	52.46%				

### State Issue 1

Vote For 1

	TOTAL	VOTE %		Election Day	Absentee Mail Out	Absentee In Office	Provisional
Yes	18	28.12%		18	0	0	0
No	46	71.88%		30	7	8	1
<b>Total Votes Cast</b>	<b>64</b>	<b>100.00%</b>		<b>48</b>	<b>7</b>	<b>8</b>	<b>1</b>
Overvotes	0			0	0	0	0
Undervotes	0			0	0	0	0
Contest Totals	64			48	7	8	1




## Ames Township

### Statistics

	TOTAL	Election Day	Absentee Mail Out	Absentee In Office	Provisional
Registered Voters - Total	728				
Ballots Cast - Total	367	222	35	104	6
Voter Turnout - Total	50.41%				

### State Issue 1

Vote For 1

	TOTAL	VOTE %		Election Day	Absentee Mail Out	Absentee In Office	Provisional
Yes	107	29.16%		87	10	8	2
No	260	70.84%		135	25	96	4
<b>Total Votes Cast</b>	<b>367</b>	<b>100.00%</b>		<b>222</b>	<b>35</b>	<b>104</b>	<b>6</b>
Overvotes	0			0	0	0	0
Undervotes	0			0	0	0	0
Contest Totals	367			222	35	104	6




## Athens Baker

### Statistics

	TOTAL	Election Day	Absentee Mail Out	Absentee In Office	Provisional
Registered Voters - Total	1,238				
Ballots Cast - Total	655	400	43	205	7
Voter Turnout - Total	52.91%				

### State Issue 1

Vote For 1

	TOTAL	VOTE %		Election Day	Absentee Mail Out	Absentee In Office	Provisional
Yes	157	23.97%		137	4	16	0
No	498	76.03%		263	39	189	7
<b>Total Votes Cast</b>	<b>655</b>	<b>100.00%</b>		<b>400</b>	<b>43</b>	<b>205</b>	<b>7</b>
Overvotes	0			0	0	0	0
Undervotes	0			0	0	0	0
Contest Totals	655			400	43	205	7




## Athens East

### Statistics

	TOTAL	Election Day	Absentee Mail Out	Absentee In Office	Provisional
Registered Voters - Total	434				
Ballots Cast - Total	242	119	17	105	1
Voter Turnout - Total	55.76%				

### State Issue 1

Vote For 1

	TOTAL	VOTE %		Election Day	Absentee Mail Out	Absentee In Office	Provisional
Yes	28	11.57%		23	2	3	0
No	214	88.43%		96	15	102	1
<b>Total Votes Cast</b>	<b>242</b>	<b>100.00%</b>		<b>119</b>	<b>17</b>	<b>105</b>	<b>1</b>
Overvotes	0			0	0	0	0
Undervotes	0			0	0	0	0
Contest Totals	242			119	17	105	1




## Athens South

### Statistics

	TOTAL	Election Day	Absentee Mail Out	Absentee In Office	Provisional
Registered Voters - Total	829				
Ballots Cast - Total	404	229	31	140	4
Voter Turnout - Total	48.73%				

### State Issue 1

Vote For 1

	TOTAL	VOTE %		Election Day	Absentee Mail Out	Absentee In Office	Provisional
Yes	79	19.65%		59	6	13	1
No	323	80.35%		169	24	127	3
<b>Total Votes Cast</b>	<b>402</b>	<b>100.00%</b>		<b>228</b>	<b>30</b>	<b>140</b>	<b>4</b>
Overvotes	1			0	1	0	0
Undervotes	1			1	0	0	0
Contest Totals	404			229	31	140	4






## Plains 1

### Statistics

	TOTAL	Election Day	Absentee Mail Out	Absentee In Office	Provisional
Registered Voters - Total	947				
Ballots Cast - Total	369	230	74	58	7
Voter Turnout - Total	38.97%				

### State Issue 1

Vote For 1

	TOTAL	VOTE %		Election Day	Absentee Mail Out	Absentee In Office	Provisional
Yes	101	27.45%		73	24	2	2
No	267	72.55%		157	49	56	5
<b>Total Votes Cast</b>	<b>368</b>	<b>100.00%</b>		<b>230</b>	<b>73</b>	<b>58</b>	<b>7</b>
Overvotes	0			0	0	0	0
Undervotes	1			0	1	0	0
Contest Totals	369			230	74	58	7




## Plains 2

### Statistics

	TOTAL	Election Day	Absentee Mail Out	Absentee In Office	Provisional
Registered Voters - Total	1,164				
Ballots Cast - Total	547	390	37	109	11
Voter Turnout - Total	46.99%				

### State Issue 1

Vote For 1

	TOTAL	VOTE %		Election Day	Absentee Mail Out	Absentee In Office	Provisional
Yes	135	24.73%		117	6	10	2
No	411	75.27%		272	31	99	9
<b>Total Votes Cast</b>	<b>546</b>	<b>100.00%</b>		<b>389</b>	<b>37</b>	<b>109</b>	<b>11</b>
Overvotes	0			0	0	0	0
Undervotes	1			1	0	0	0
Contest Totals	547			390	37	109	11




## Bern Township

### Statistics

	TOTAL	Election Day	Absentee Mail Out	Absentee In Office	Provisional
Registered Voters - Total	344				
Ballots Cast - Total	162	127	14	17	4
Voter Turnout - Total	47.09%				

### State Issue 1

Vote For 1

	TOTAL	VOTE %		Election Day	Absentee Mail Out	Absentee In Office	Provisional
Yes	60	37.04%		56	2	2	0
No	102	62.96%		71	12	15	4
<b>Total Votes Cast</b>	<b>162</b>	<b>100.00%</b>		<b>127</b>	<b>14</b>	<b>17</b>	<b>4</b>
Overvotes	0			0	0	0	0
Undervotes	0			0	0	0	0
Contest Totals	162			127	14	17	4




## Canaan Township

### Statistics

	TOTAL	Election Day	Absentee Mail Out	Absentee In Office	Provisional
Registered Voters - Total	1,035				
Ballots Cast - Total	579	310	47	216	6
Voter Turnout - Total	55.94%				

### State Issue 1

Vote For 1

	TOTAL	VOTE %		Election Day	Absentee Mail Out	Absentee In Office	Provisional
Yes	148	25.56%		131	8	9	0
No	431	74.44%		179	39	207	6
<b>Total Votes Cast</b>	<b>579</b>	<b>100.00%</b>		<b>310</b>	<b>47</b>	<b>216</b>	<b>6</b>
Overvotes	0			0	0	0	0
Undervotes	0			0	0	0	0
Contest Totals	579			310	47	216	6




## Carthage Township

### Statistics

	TOTAL	Election Day	Absentee Mail Out	Absentee In Office	Provisional
Registered Voters - Total	977				
Ballots Cast - Total	405	311	33	59	2
Voter Turnout - Total	41.45%				

### State Issue 1

Vote For 1

	TOTAL	VOTE %		Election Day	Absentee Mail Out	Absentee In Office	Provisional
Yes	237	58.52%		204	10	21	2
No	168	41.48%		107	23	38	0
<b>Total Votes Cast</b>	<b>405</b>	<b>100.00%</b>		<b>311</b>	<b>33</b>	<b>59</b>	<b>2</b>
Overvotes	0			0	0	0	0
Undervotes	0			0	0	0	0
Contest Totals	405			311	33	59	2




## Chauncey Village

### Statistics

	TOTAL	Election Day	Absentee Mail Out	Absentee In Office	Provisional
Registered Voters - Total	492				
Ballots Cast - Total	142	112	14	14	2
Voter Turnout - Total	28.86%				

### State Issue 1

Vote For 1

	TOTAL	VOTE %		Election Day	Absentee Mail Out	Absentee In Office	Provisional
Yes	57	40.14%		52	3	1	1
No	85	59.86%		60	11	13	1
<b>Total Votes Cast</b>	<b>142</b>	<b>100.00%</b>		<b>112</b>	<b>14</b>	<b>14</b>	<b>2</b>
Overvotes	0			0	0	0	0
Undervotes	0			0	0	0	0
Contest Totals	142			112	14	14	2




## Circle Hill

### Statistics

	TOTAL	Election Day	Absentee Mail Out	Absentee In Office	Provisional
Registered Voters - Total	678				
Ballots Cast - Total	293	208	26	53	6
Voter Turnout - Total	43.22%				

### State Issue 1

Vote For 1

	TOTAL	VOTE %		Election Day	Absentee Mail Out	Absentee In Office	Provisional
Yes	68	23.21%		55	7	4	2
No	225	76.79%		153	19	49	4
<b>Total Votes Cast</b>	<b>293</b>	<b>100.00%</b>		<b>208</b>	<b>26</b>	<b>53</b>	<b>6</b>
Overvotes	0			0	0	0	0
Undervotes	0			0	0	0	0
Contest Totals	293			208	26	53	6




## Millfield

### Statistics

	TOTAL	Election Day	Absentee Mail Out	Absentee In Office	Provisional
Registered Voters - Total	642				
Ballots Cast - Total	232	172	23	36	1
Voter Turnout - Total	36.14%				

### State Issue 1

Vote For 1

	TOTAL	VOTE %		Election Day	Absentee Mail Out	Absentee In Office	Provisional
Yes	75	32.33%		65	6	4	0
No	157	67.67%		107	17	32	1
<b>Total Votes Cast</b>	<b>232</b>	<b>100.00%</b>		<b>172</b>	<b>23</b>	<b>36</b>	<b>1</b>
Overvotes	0			0	0	0	0
Undervotes	0			0	0	0	0
Contest Totals	232			172	23	36	1






## Sugar Creek

### Statistics

	TOTAL	Election Day	Absentee Mail Out	Absentee In Office	Provisional
Registered Voters - Total	363				
Ballots Cast - Total	158	96	12	49	1
Voter Turnout - Total	43.53%				

### State Issue 1

Vote For 1

	TOTAL	VOTE %		Election Day	Absentee Mail Out	Absentee In Office	Provisional
Yes	35	22.15%		31	4	0	0
No	123	77.85%		65	8	49	1
<b>Total Votes Cast</b>	<b>158</b>	<b>100.00%</b>		<b>96</b>	<b>12</b>	<b>49</b>	<b>1</b>
Overvotes	0			0	0	0	0
Undervotes	0			0	0	0	0
Contest Totals	158			96	12	49	1




## Albany Village

### Statistics

	TOTAL	Election Day	Absentee Mail Out	Absentee In Office	Provisional
Registered Voters - Total	627				
Ballots Cast - Total	266	207	26	31	2
Voter Turnout - Total	42.42%				

### State Issue 1

Vote For 1

	TOTAL	VOTE %		Election Day	Absentee Mail Out	Absentee In Office	Provisional
Yes	127	47.74%		106	9	11	1
No	139	52.26%		101	17	20	1
<b>Total Votes Cast</b>	<b>266</b>	<b>100.00%</b>		<b>207</b>	<b>26</b>	<b>31</b>	<b>2</b>
Overvotes	0			0	0	0	0
Undervotes	0			0	0	0	0
Contest Totals	266			207	26	31	2




## Lee Township

### Statistics

	TOTAL	Election Day	Absentee Mail Out	Absentee In Office	Provisional
Registered Voters - Total	1,383				
Ballots Cast - Total	683	513	42	123	5
Voter Turnout - Total	49.39%				

### State Issue 1

Vote For 1

	TOTAL	VOTE %		Election Day	Absentee Mail Out	Absentee In Office	Provisional
Yes	330	48.32%		279	25	24	2
No	353	51.68%		234	17	99	3
<b>Total Votes Cast</b>	<b>683</b>	<b>100.00%</b>		<b>513</b>	<b>42</b>	<b>123</b>	<b>5</b>
Overvotes	0			0	0	0	0
Undervotes	0			0	0	0	0
Contest Totals	683			513	42	123	5




## Lodi Township

### Statistics

	TOTAL	Election Day	Absentee Mail Out	Absentee In Office	Provisional
Registered Voters - Total	991				
Ballots Cast - Total	489	360	32	97	0
Voter Turnout - Total	49.34%				

### State Issue 1

Vote For 1

	TOTAL	VOTE %		Election Day	Absentee Mail Out	Absentee In Office	Provisional
Yes	202	41.31%		186	6	10	0
No	287	58.69%		174	26	87	0
<b>Total Votes Cast</b>	<b>489</b>	<b>100.00%</b>		<b>360</b>	<b>32</b>	<b>97</b>	<b>0</b>
Overvotes	0			0	0	0	0
Undervotes	0			0	0	0	0
Contest Totals	489			360	32	97	0




## Rome Township

### Statistics

	TOTAL	Election Day	Absentee Mail Out	Absentee In Office	Provisional
Registered Voters - Total	793				
Ballots Cast - Total	317	228	30	56	3
Voter Turnout - Total	39.97%				

### State Issue 1

Vote For 1

	TOTAL	VOTE %		Election Day	Absentee Mail Out	Absentee In Office	Provisional
Yes	132	41.64%		120	7	3	2
No	185	58.36%		108	23	53	1
<b>Total Votes Cast</b>	<b>317</b>	<b>100.00%</b>		<b>228</b>	<b>30</b>	<b>56</b>	<b>3</b>
Overvotes	0			0	0	0	0
Undervotes	0			0	0	0	0
Contest Totals	317			228	30	56	3




## Glouster Village

### Statistics

	TOTAL	Election Day	Absentee Mail Out	Absentee In Office	Provisional
Registered Voters - Total	958				
Ballots Cast - Total	295	245	21	28	1
Voter Turnout - Total	30.79%				

### State Issue 1

Vote For 1

	TOTAL	VOTE %		Election Day	Absentee Mail Out	Absentee In Office	Provisional
Yes	113	38.31%		104	5	4	0
No	182	61.69%		141	16	24	1
<b>Total Votes Cast</b>	<b>295</b>	<b>100.00%</b>		<b>245</b>	<b>21</b>	<b>28</b>	<b>1</b>
Overvotes	0			0	0	0	0
Undervotes	0			0	0	0	0
Contest Totals	295			245	21	28	1




## Jacksonville Village

### Statistics

	TOTAL	Election Day	Absentee Mail Out	Absentee In Office	Provisional
Registered Voters - Total	281				
Ballots Cast - Total	69	45	10	13	1
Voter Turnout - Total	24.56%				

### State Issue 1

Vote For 1

	TOTAL	VOTE %		Election Day	Absentee Mail Out	Absentee In Office	Provisional
Yes	24	34.78%		18	5	1	0
No	45	65.22%		27	5	12	1
<b>Total Votes Cast</b>	<b>69</b>	<b>100.00%</b>		<b>45</b>	<b>10</b>	<b>13</b>	<b>1</b>
Overvotes	0			0	0	0	0
Undervotes	0			0	0	0	0
Contest Totals	69			45	10	13	1




## Trimble Village

### Statistics

	TOTAL	Election Day	Absentee Mail Out	Absentee In Office	Provisional
Registered Voters - Total	170				
Ballots Cast - Total	53	41	10	2	0
Voter Turnout - Total	31.18%				

### State Issue 1

Vote For 1

	TOTAL	VOTE %		Election Day	Absentee Mail Out	Absentee In Office	Provisional
Yes	17	32.08%		17	0	0	0
No	36	67.92%		24	10	2	0
<b>Total Votes Cast</b>	<b>53</b>	<b>100.00%</b>		<b>41</b>	<b>10</b>	<b>2</b>	<b>0</b>
Overvotes	0			0	0	0	0
Undervotes	0			0	0	0	0
Contest Totals	53			41	10	2	0






## Trimble Township

### Statistics

	TOTAL	Election Day	Absentee Mail Out	Absentee In Office	Provisional
Registered Voters - Total	1,068				
Ballots Cast - Total	372	269	52	49	2
Voter Turnout - Total	34.83%				

### State Issue 1

Vote For 1

	TOTAL	VOTE %		Election Day	Absentee Mail Out	Absentee In Office	Provisional
Yes	150	40.32%		131	10	9	0
No	222	59.68%		138	42	40	2
<b>Total Votes Cast</b>	<b>372</b>	<b>100.00%</b>		<b>269</b>	<b>52</b>	<b>49</b>	<b>2</b>
Overvotes	0			0	0	0	0
Undervotes	0			0	0	0	0
Contest Totals	372			269	52	49	2




## Coolville Village

### Statistics

	TOTAL	Election Day	Absentee Mail Out	Absentee In Office	Provisional
Registered Voters - Total	323				
Ballots Cast - Total	93	82	5	6	0
Voter Turnout - Total	28.79%				

### State Issue 1

Vote For 1

	TOTAL	VOTE %		Election Day	Absentee Mail Out	Absentee In Office	Provisional
Yes	58	62.37%		53	1	4	0
No	35	37.63%		29	4	2	0
<b>Total Votes Cast</b>	<b>93</b>	<b>100.00%</b>		<b>82</b>	<b>5</b>	<b>6</b>	<b>0</b>
Overvotes	0			0	0	0	0
Undervotes	0			0	0	0	0
Contest Totals	93			82	5	6	0




## Troy East

### Statistics

	TOTAL	Election Day	Absentee Mail Out	Absentee In Office	Provisional
Registered Voters - Total	829				
Ballots Cast - Total	296	270	10	15	1
Voter Turnout - Total	35.71%				

### State Issue 1

Vote For 1

	TOTAL	VOTE %		Election Day	Absentee Mail Out	Absentee In Office	Provisional
Yes	190	64.19%		179	2	9	0
No	106	35.81%		91	8	6	1
<b>Total Votes Cast</b>	<b>296</b>	<b>100.00%</b>		<b>270</b>	<b>10</b>	<b>15</b>	<b>1</b>
Overvotes	0			0	0	0	0
Undervotes	0			0	0	0	0
Contest Totals	296			270	10	15	1




## Troy West

### Statistics

	TOTAL	Election Day	Absentee Mail Out	Absentee In Office	Provisional
Registered Voters - Total	556				
Ballots Cast - Total	186	158	24	2	2
Voter Turnout - Total	33.45%				

### State Issue 1

Vote For 1

	TOTAL	VOTE %		Election Day	Absentee Mail Out	Absentee In Office	Provisional
Yes	118	63.78%		103	14	0	1
No	67	36.22%		55	9	2	1
<b>Total Votes Cast</b>	<b>185</b>	<b>100.00%</b>		<b>158</b>	<b>23</b>	<b>2</b>	<b>2</b>
Overvotes	0			0	0	0	0
Undervotes	1			0	1	0	0
Contest Totals	186			158	24	2	2




## New Marshfield

### Statistics

	TOTAL	Election Day	Absentee Mail Out	Absentee In Office	Provisional
Registered Voters - Total	697				
Ballots Cast - Total	336	238	37	56	5
Voter Turnout - Total	48.21%				

### State Issue 1

Vote For 1

	TOTAL	VOTE %		Election Day	Absentee Mail Out	Absentee In Office	Provisional
Yes	113	33.63%		101	8	4	0
No	223	66.37%		137	29	52	5
<b>Total Votes Cast</b>	<b>336</b>	<b>100.00%</b>		<b>238</b>	<b>37</b>	<b>56</b>	<b>5</b>
Overvotes	0			0	0	0	0
Undervotes	0			0	0	0	0
Contest Totals	336			238	37	56	5




## Waterloo

### Statistics

	TOTAL	Election Day	Absentee Mail Out	Absentee In Office	Provisional
Registered Voters - Total	843				
Ballots Cast - Total	317	239	28	46	4
Voter Turnout - Total	37.60%				

### State Issue 1

Vote For 1

	TOTAL	VOTE %		Election Day	Absentee Mail Out	Absentee In Office	Provisional
Yes	138	43.53%		113	14	8	3
No	179	56.47%		126	14	38	1
<b>Total Votes Cast</b>	<b>317</b>	<b>100.00%</b>		<b>239</b>	<b>28</b>	<b>46</b>	<b>4</b>
Overvotes	0			0	0	0	0
Undervotes	0			0	0	0	0
Contest Totals	317			239	28	46	4




## Buchtel Village

### Statistics

	TOTAL	Election Day	Absentee Mail Out	Absentee In Office	Provisional
Registered Voters - Total	329				
Ballots Cast - Total	131	119	8	3	1
Voter Turnout - Total	39.82%				

### State Issue 1

Vote For 1

	TOTAL	VOTE %		Election Day	Absentee Mail Out	Absentee In Office	Provisional
Yes	50	38.17%		48	0	2	0
No	81	61.83%		71	8	1	1
<b>Total Votes Cast</b>	<b>131</b>	<b>100.00%</b>		<b>119</b>	<b>8</b>	<b>3</b>	<b>1</b>
Overvotes	0			0	0	0	0
Undervotes	0			0	0	0	0
Contest Totals	131			119	8	3	1




## York Township

### Statistics

	TOTAL	Election Day	Absentee Mail Out	Absentee In Office	Provisional
Registered Voters - Total	1,131				
Ballots Cast - Total	378	306	33	35	4
Voter Turnout - Total	33.42%				

### State Issue 1

Vote For 1

	TOTAL	VOTE %		Election Day	Absentee Mail Out	Absentee In Office	Provisional
Yes	153	40.48%		138	8	4	3
No	225	59.52%		168	25	31	1
<b>Total Votes Cast</b>	<b>378</b>	<b>100.00%</b>		<b>306</b>	<b>33</b>	<b>35</b>	<b>4</b>
Overvotes	0			0	0	0	0
Undervotes	0			0	0	0	0
Contest Totals	378			306	33	35	4