

Election Summary Report
CARROLL COUNTY GENERAL ELECTION November 6, 2012
Summary For Jurisdiction Wide, All Counters, All Races
Carroll's Official Canvass

Date: 11/20/12
 Time: 14:57:43
 Page: 1 of 4

Registered Voters 18926

Num. Report Precinct 24

President/ Vice President			
		Total	
Number of Precincts		24	
Times Counted	13409/18926	70.8 %	
Total Votes		13284	
Alexander/ Mendoza	Soc	14	0.11%
Duncan/ Johnson		83	0.62%
Goode/Clymer	Con	62	0.47%
Johnson/ Gray	Lib	173	1.30%
Obama/Biden	Dem	5543	41.73%
Romney/Ryan	Rep	7315	55.07%
Stein/Honkala	Gre	71	0.53%
Daniels/Veneskey		0	0.00%
Keyton/Jennelle		0	0.00%
Reed/Cary		1	0.01%
Robertson/Fall		0	0.00%
Terry/Lewis		0	0.00%
Vargo/Angeletti		0	0.00%

County Commissioner 1/2/13			
		Total	
Number of Precincts		24	
Times Counted	13409/18926	70.8 %	
Total Votes		12509	
David Flanary	Dem	5454	43.60%
Robert Wirkner	Rep	7005	56.00%
Sheila Bomtrager		23	0.18%

County Commissioner 1/3/13			
		Total	
Number of Precincts		24	
Times Counted	13409/18926	70.8 %	
Total Votes		8813	
Thomas A. Wheaton	Dem	8813	100.00%

Prosecuting Attorney			
		Total	
Number of Precincts		24	
Times Counted	13409/18926	70.8 %	
Total Votes		9056	
Donald R. Burns, Jr.	Rep	9056	100.00%

U.S. Senator			
		Total	
Number of Precincts		24	
Times Counted	13409/18926	70.8 %	
Total Votes		12927	
Sherrod Brown	Dem	5154	39.87%
Josh Mandel	Rep	6727	52.04%
Scott A. Rupert		1046	8.09%

Clerk Of Court Of Common Pleas			
		Total	
Number of Precincts		24	
Times Counted	13409/18926	70.8 %	
Total Votes		9063	
William R. Wohlwend	Dem	9063	100.00%

Representative To Congress (6th District)			
		Total	
Number of Precincts		24	
Times Counted	13409/18926	70.8 %	
Total Votes		12673	
Bill Johnson	Rep	6858	54.12%
Charlie Wilson	Dem	5815	45.88%

Sheriff			
		Total	
Number of Precincts		24	
Times Counted	13409/18926	70.8 %	
Total Votes		12775	
Eric S. Stanbro		3471	27.17%
Dale R. Williams	Dem	9304	72.83%

State Senator (30th District)			
		Total	
Number of Precincts		24	
Times Counted	13409/18926	70.8 %	
Total Votes		12355	
Lou Gentile	Dem	5550	44.92%
Shane Thompson	Rep	6805	55.08%

County Recorder			
		Total	
Number of Precincts		24	
Times Counted	13409/18926	70.8 %	
Total Votes		9967	
Patricia J. Oyer	Rep	9967	100.00%

State Representative (95th District)			
		Total	
Number of Precincts		24	
Times Counted	13409/18926	70.8 %	
Total Votes		12456	
Charlie Daniels	Dem	6077	48.79%
Andy Thompson	Rep	6379	51.21%

County Treasurer			
		Total	
Number of Precincts		24	
Times Counted	13409/18926	70.8 %	
Total Votes		10280	
Jeff Yeager	Rep	10280	100.00%

Election Summary Report
CARROLL COUNTY GENERAL ELECTION November 6, 2012
Summary For Jurisdiction Wide, All Counters, All Races
Carroll's Official Canvass

Date: 11/20/12
 Time: 14:57:43
 Page: 2 of 4

Registered Voters 18926

Num. Report Precinct 24

County Engineer			
	Total		
Number of Precincts	24		
Times Counted	13409/18926	70.8 %	
Total Votes	9566		
Brian J. Wise	Rep	9566	100.00%

State Issue 1			
	Total		
Number of Precincts	24		
Times Counted	13409/18926	70.8 %	
Total Votes	12031		
YES	2837	23.58%	
NO	9194	76.42%	

Coroner			
	Total		
Number of Precincts	24		
Times Counted	13409/18926	70.8 %	
Total Votes	10142		
Mandal B. Haas	Rep	10142	100.00%

State Issue 2			
	Total		
Number of Precincts	24		
Times Counted	13409/18926	70.8 %	
Total Votes	11979		
YES	3141	26.22%	
NO	8838	73.78%	

Justice Of The Supreme Court 1/1/13			
	Total		
Number of Precincts	24		
Times Counted	13409/18926	70.8 %	
Total Votes	10146		
Terrence O'Donnell	6898	67.99%	
Mike Skindell	3248	32.01%	

Village of Carrollton - Current Exp			
	Total		
Number of Precincts	2		
Times Counted	1471/2202	66.8 %	
Total Votes	1411		
FOR THE TAX LEVY	801	56.77%	
AGAINST THE TAX LEVY	610	43.23%	

Justice Of The Supreme Court 1/2/13			
	Total		
Number of Precincts	24		
Times Counted	13409/18926	70.8 %	
Total Votes	10137		
Robert R. Cupp	4603	45.41%	
William M. O'Neill	5534	54.59%	

Village of Delroy - Current Exp			
	Total		
Number of Precincts	1		
Times Counted	149/218	68.3 %	
Total Votes	146		
FOR THE TAX LEVY	114	78.08%	
AGAINST THE TAX LEVY	32	21.92%	

Justice Of The Supreme Court UTE 12/31/14			
	Total		
Number of Precincts	24		
Times Counted	13409/18926	70.8 %	
Total Votes	10225		
Yvette McGee Brown	3431	33.56%	
Sharon L. Kennedy	6794	66.44%	

Village of Magnolia - Current Exp 3 mill			
	Total		
Number of Precincts	1		
Times Counted	113/167	67.7 %	
Total Votes	110		
FOR THE TAX LEVY	83	75.45%	
AGAINST THE TAX LEVY	27	24.55%	

Court Of Appeals - 7th District			
	Total		
Number of Precincts	24		
Times Counted	13409/18926	70.8 %	
Total Votes	10017		
Mary DeGenaro	5836	58.26%	
Mark Anthony Hanni	4181	41.74%	

Village of Magnolia - Cemetery			
	Total		
Number of Precincts	1		
Times Counted	113/167	67.7 %	
Total Votes	111		
FOR THE TAX LEVY	85	76.58%	
AGAINST THE TAX LEVY	26	23.42%	

Judge Of The Court Of Common Pleas			
	Total		
Number of Precincts	24		
Times Counted	13409/18926	70.8 %	
Total Votes	9358		
Dominick E. Olivito	9358	100.00%	

Village of Magnolia - Current Exp 2 mill			
	Total		
Number of Precincts	1		
Times Counted	113/167	67.7 %	
Total Votes	107		
FOR THE TAX LEVY	65	60.75%	
AGAINST THE TAX LEVY	42	39.25%	

Election Summary Report
CARROLL COUNTY GENERAL ELECTION November 6, 2012
 Summary For Jurisdiction Wide, All Counters, All Races
 Carroll's Official Canvass

Date: 11/20/12
 Time: 14:57:43
 Page: 3 of 4

Registered Voters 18926

Num. Report Precinct 24

Village of Malvern - Police Protection			
	Total		
Number of Precincts	1		
Times Counted	547/789	69.3 %	
Total Votes	535		
FOR THE TAX LEVY	238	44.49%	
AGAINST THE TAX LEVY	297	55.51%	

BJVS - Current Exp			
	Total		
Number of Precincts	17		
Times Counted	8732/12313	70.9 %	
Total Votes	8363		
FOR THE TAX LEVY	3666	43.84%	
AGAINST THE TAX LEVY	4697	56.16%	

Augusta Twp - Fire			
	Total		
Number of Precincts	1		
Times Counted	203/282	72.0 %	
Total Votes	200		
FOR THE TAX LEVY	122	61.00%	
AGAINST THE TAX LEVY	78	39.00%	

Conotton Valley Union LSD - Operating Deficit			
	Total		
Number of Precincts	2		
Times Counted	953/1316	72.4 %	
Total Votes	931		
FOR THE TAX LEVY	401	43.07%	
AGAINST THE TAX LEVY	530	56.93%	

Center Twp - Cemeteries			
	Total		
Number of Precincts	3		
Times Counted	2082/3080	67.6 %	
Total Votes	1988		
FOR THE TAX LEVY	1218	61.27%	
AGAINST THE TAX LEVY	770	38.73%	

Edison LSD - Current Exp			
	Total		
Number of Precincts	3		
Times Counted	148/214	69.2 %	
Total Votes	140		
FOR THE TAX LEVY	61	43.57%	
AGAINST THE TAX LEVY	79	56.43%	

Harrison Twp - Roads			
	Total		
Number of Precincts	2		
Times Counted	1282/1757	73.0 %	
Total Votes	1252		
FOR THE TAX LEVY	474	37.86%	
AGAINST THE TAX LEVY	778	62.14%	

Jefferson Co JVS			
	Total		
Number of Precincts	3		
Times Counted	148/214	69.2 %	
Total Votes	138		
FOR THE TAX LEVY	49	35.51%	
AGAINST THE TAX LEVY	89	64.49%	

Loudon Twp - Roads			
	Total		
Number of Precincts	1		
Times Counted	474/663	71.5 %	
Total Votes	452		
FOR THE TAX LEVY	202	44.69%	
AGAINST THE TAX LEVY	250	55.31%	

Minerva LSD - Emergency Req			
	Total		
Number of Precincts	3		
Times Counted	1325/2002	66.2 %	
Total Votes	1292		
FOR THE TAX LEVY	666	51.55%	
AGAINST THE TAX LEVY	626	48.45%	

Washington Twp - Roads			
	Total		
Number of Precincts	1		
Times Counted	521/749	69.6 %	
Total Votes	504		
FOR THE TAX LEVY	188	37.30%	
AGAINST THE TAX LEVY	316	62.70%	

Stark Co Library - Current Exp			
	Total		
Number of Precincts	1		
Times Counted	1/1	100.0 %	
Total Votes	1		
FOR THE TAX LEVY	1	100.00%	
AGAINST THE TAX LEVY	0	0.00%	

Brown Local Schools - Bond Levy			
	Total		
Number of Precincts	8		
Times Counted	2628/3631	72.4 %	
Total Votes	2571		
FOR	1254	48.77%	
AGAINST	1317	51.23%	

Great Trail Joint FD - Fire Protection			
	Total		
Number of Precincts	6		
Times Counted	2889/4033	71.6 %	
Total Votes	2786		
FOR THE TAX LEVY	1514	54.34%	
AGAINST THE TAX LEVY	1272	45.66%	

Brown Local Schools - (Stark Co)
 For 11
 Against 8

Brown Local Schools - Totals
 For 1265
 Against 1325

Election Summary Report
 CARROLL COUNTY GENERAL ELECTION November 6, 2012
 Summary For Jurisdiction Wide, All Counters, All Races
 Carroll's Official Canvass

Date: 11/20/12
 Time: 14:57:43
 Page: 4 of 4

Registered Voters 18926

Num. Report Precinct 24


Sandy Creek Joint FD- Fire Protection		
	Total	
Number of Precincts	1	
Times Counted	719/1135	63.3 %
Total Votes	682	
FOR THE TAX LEVY	394	57.77%
AGAINST THE TAX LEVY	288	42.23%


Bluebird Winery LO		
	Total	
Number of Precincts	1	
Times Counted	484/730	66.3 %
Total Votes	467	
YES	321	68.74%
NO	146	31.26%


Drug Mart LO		
	Total	
Number of Precincts	1	
Times Counted	830/1239	67.0 %
Total Votes	808	
YES	476	58.91%
NO	332	41.09%

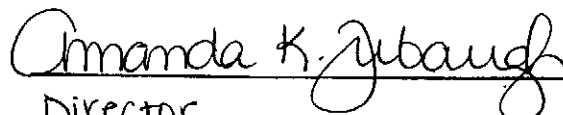
Carroll Hills - Operating Exp		
	Total	
Number of Precincts	24	
Times Counted	13409/18926	70.8 %
Total Votes	12999	
FOR THE TAX LEVY	7389	56.84%
AGAINST THE TAX LEVY	5610	43.16%

Official Certification
 Certified and Signed
 Tues. November 27, 2012




 Chair






 Director



 Deputy Director