

## November 7, 2017 General Election Official Canvass Certification Data

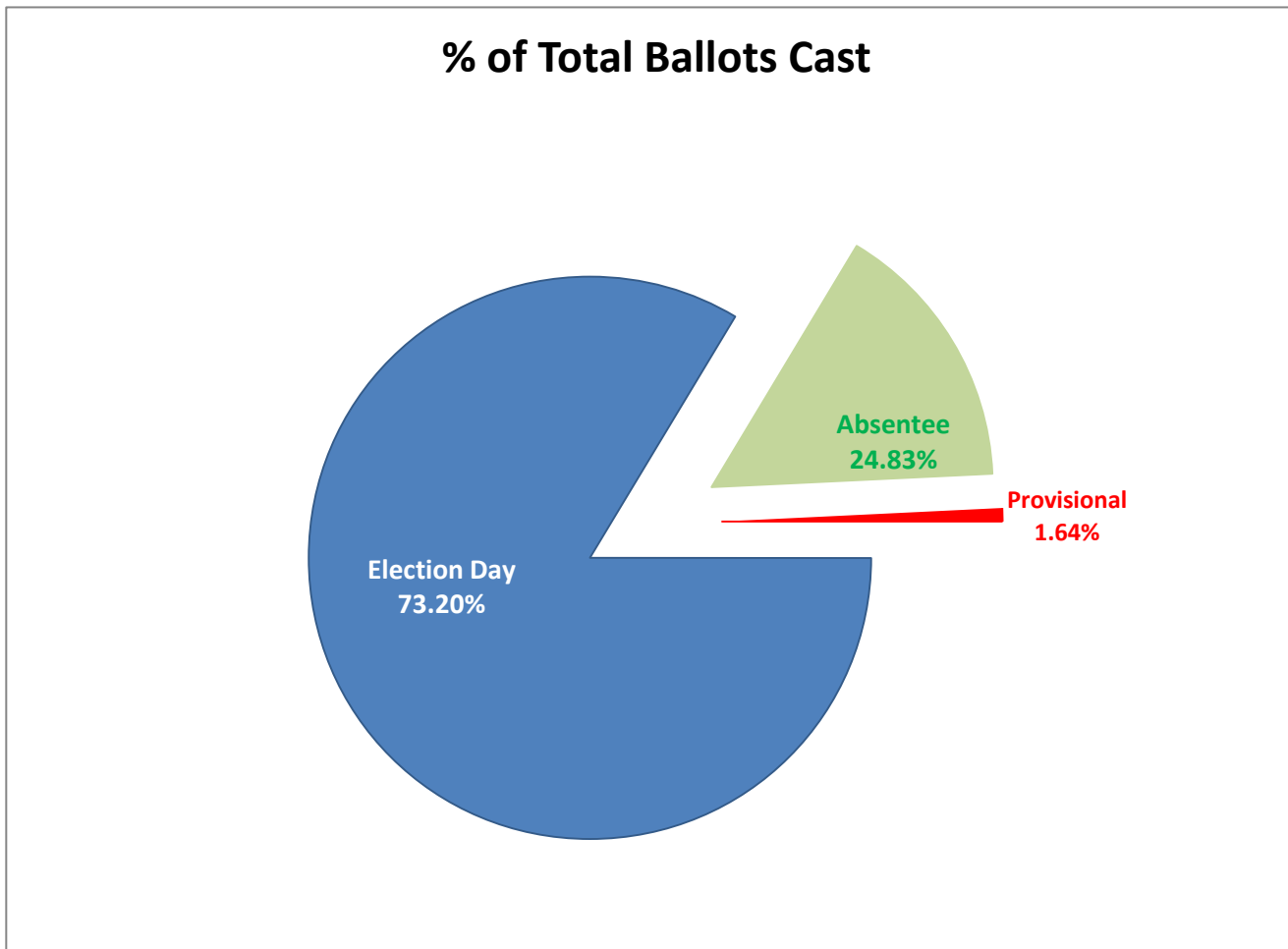
### FINAL RESULTS

Official Election Results for the November 7, 2017 General Election are attached to the Election Summary Report.

### SUMMARY OF OFFICIAL CANVASS

There were a total of 27750 ballots tabulated for the November 7, 2017 Primary Election. Below is a breakdown of the ballots counted by category and a percentage of the total vote by category.

Category	Ballots Cast	% of Total Ballots Counted
<i><b>Election Day</b></i>	23,204	83.62%
<i><b>Absentee</b></i>	4,333	15.61%
<i><b>Provisional</b></i>	213	0.77%
<b>Total</b>	27,750	100.00%



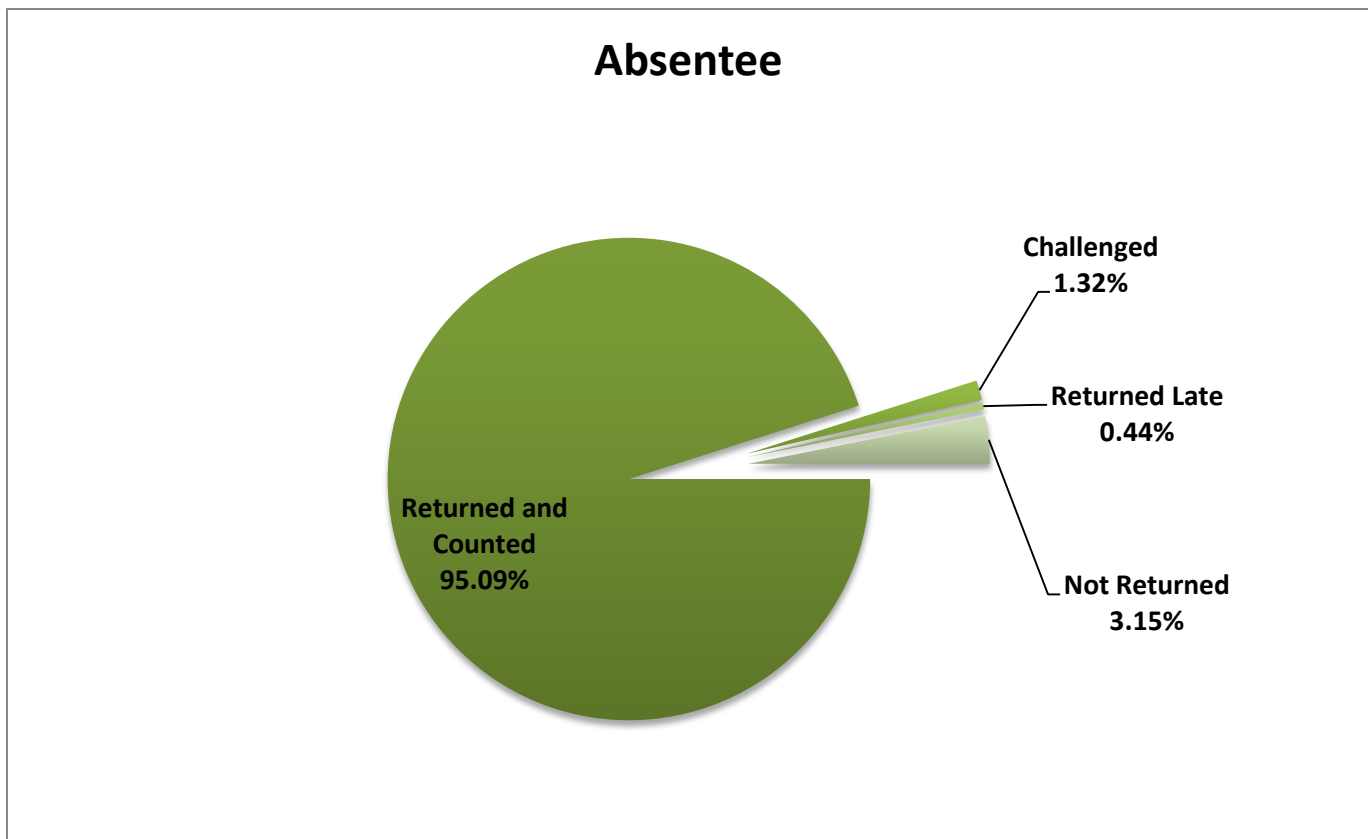
**ABSENTEE / VOTE BY MAIL SUMMARY**

**Absentee Data**

	<u>Vote by Mail</u>	<u>In-Person</u>	<u>Military and Overseas</u>	<u>Total</u>
<b>Issued</b>	2,141	2,389	8	<b>4,538</b>
<b>Returned and Counted</b>	1,924	2,388	3	<b>4,315</b>
<b>Challenged</b>	59	1	0	<b>60</b>
<b>Returned Late</b>	20	0	0	<b>20</b>
<b>Not Returned</b>	138	0	5	<b>143</b>
<b>Total</b>	<b>2,141</b>	<b>2,389</b>	<b>8</b>	

**Ballots Challenged**

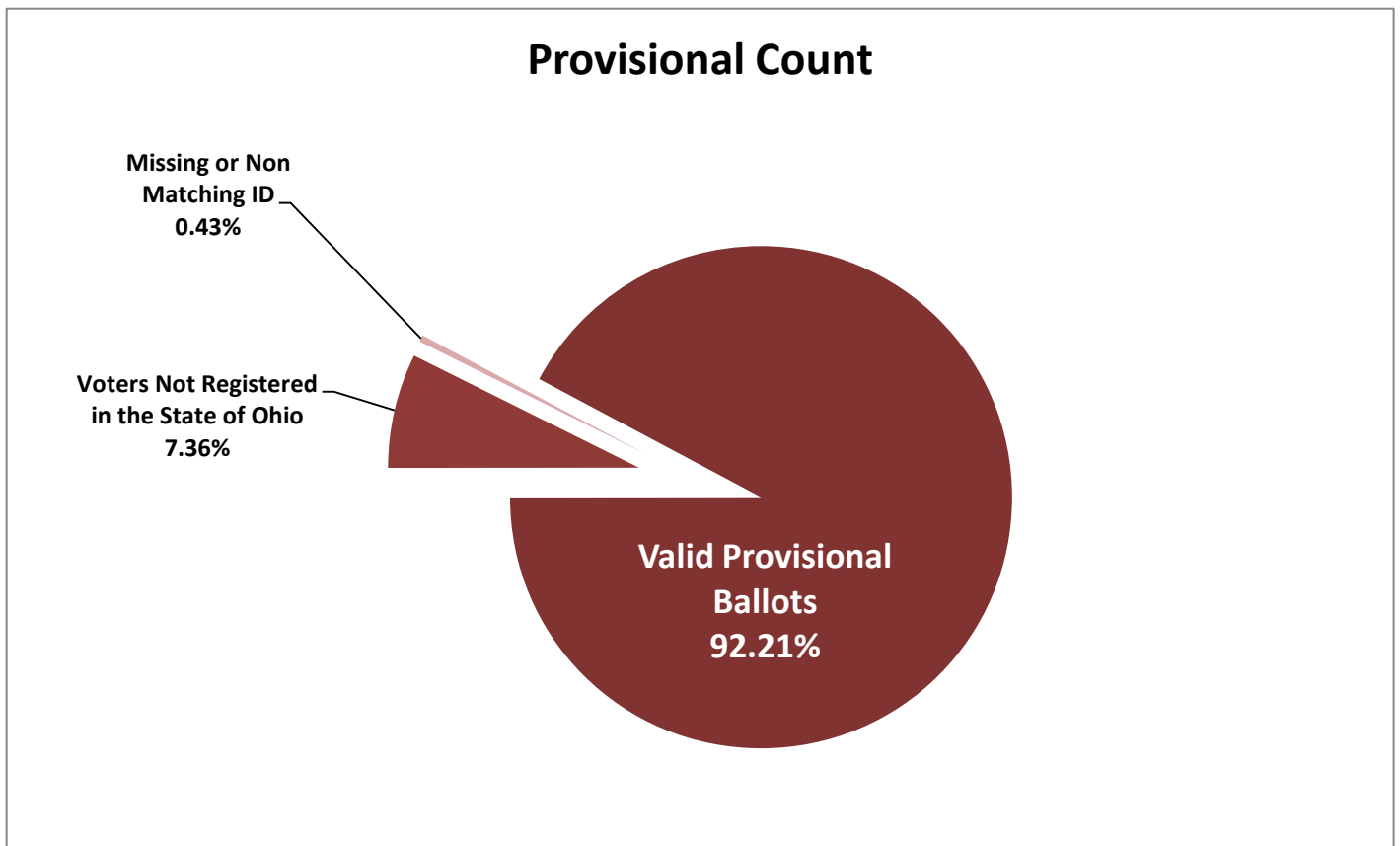
<b>ID does not match registration</b>	2	5.00%
<b>No identification</b>	0	0.00%
<b>ID envelope not completed</b>	0	0.00%
<b>ID envelope not returned</b>	0	0.00%
<b>No ballot returned in ID envelope</b>	0	0.00%
<b>No stub on ballot</b>	38	95.00%
<b>No signature</b>	0	0.00%
<b>Total</b>	<b>40</b>	<b>100.00%</b>



## PROVISIONAL VOTING SUMMARY

A total of 231 Provisional Ballots were cast In-House and on Election Day. Of those ballots, 213 (92.21%) were valid and tabulated by the Ballot Department. There were 18 Provisional Ballots rejected (7.79%). If you remove the ballots from voters who are Not Registered, Already Voted Absentee, and are Not Eligible, the rejection rate falls to 5.56%.

Provisional Data		
Total Provisional Ballots Cast	231	
Valid Provisional Ballots (includes 8 APRI exceptions & 19 Correct Location remakes)	213	92.21%
Rejected Provisional Ballots	18	7.79%
Voters Not Registered in the State of Ohio	17	94.44%
Already Voted Absentee	0	0.00%
Not Eligible for this Election (non-election cities)	0	0.00%
Challenged Provisional	0	0.00%
Empty Envelope	0	0.00%
Missing Date of Birth	0	0.00%
Missing, Incomplete or Bad Address	0	0.00%
Missing or Non Matching ID	1	5.56%
No Signature	0	0.00%
Wrong Precinct Wrong Location	0	0.00%



## BALLOT REMAKES

During the election, 20 ballot sheets were remade in accordance with the CCBOE Remake Policy (approved by the Board on June 13, 2017). Of those, 20 were processed during the Unofficial Canvass.

The remake categories prescribed are listed below:

Reason For Remake	Number of Remakes	% of Total Remakes
1 - Ballot folded, torn or mutilated.	9	42.86%
2 - Ballot contains indeterminate marks not made by the voter.	0	0.00%
3 - UOCAVA Ballot that cannot be accurately read by automatic tabulating equipment.	0	0.00%
4 - Ballot is unreadable using the high speed scanner	3	14.29%
5 - Inadvertent mark made by the voter, resulting in the scanner detecting an over vote or an indeterminate mark.	0	0.00%
6 - Voter marked entire ballot contrary to the instruction listed at the beginning of the ballot.	0	0.00%
7 - Ballot printed wrong	8	38.10%
8 - Over vote, voter marked the ballot more than the permissible number of times for a particular contest, and there is no indication of contrary intent.	0	0.00%
9 - Voter marked the ballot more than the permissible number of times for a particular contest, however, the voter also made an indication of contrary intent and the voter's choice can be determined.	0	0.00%
10- Voter filled in the oval next to a candidate for an office and also cast a write-in vote for a different candidate for the same office by filling in the oval of, and the writing in of, the name of a write-in candidate.	0	0.00%
11-Correct location, wrong precinct.	1	4.76%
<b>Total Remakes</b>	<b>21</b>	

Stage of Election	Number of Remake Ballots Processed	% of Total Remake Ballots Processed
<i>Unofficial</i>	20	95.24%
<i>Official</i>	1	4.76%

**Total** **21**

## OVER VOTES\*

There were a total of 111 over votes recorded, resulting in a 0.40% over vote rate for the election.

\*An over vote occurs when an individual votes for more candidates than allowed. Generally this votes would not be counted for this particular voter.

## VOTER HISTORY / BALLOT RECONCILIATION

Ninty (90) precincts were involved in this election. Voter History has been updated and completed.

Ballot Reconciliation has been completed.

## RECOUNTS

There is one (1) automatic recount for this election. City of New Carlisle.

## AUDIT

The post-election audit is not needed for this election.

## UNDER VOTES\*\*

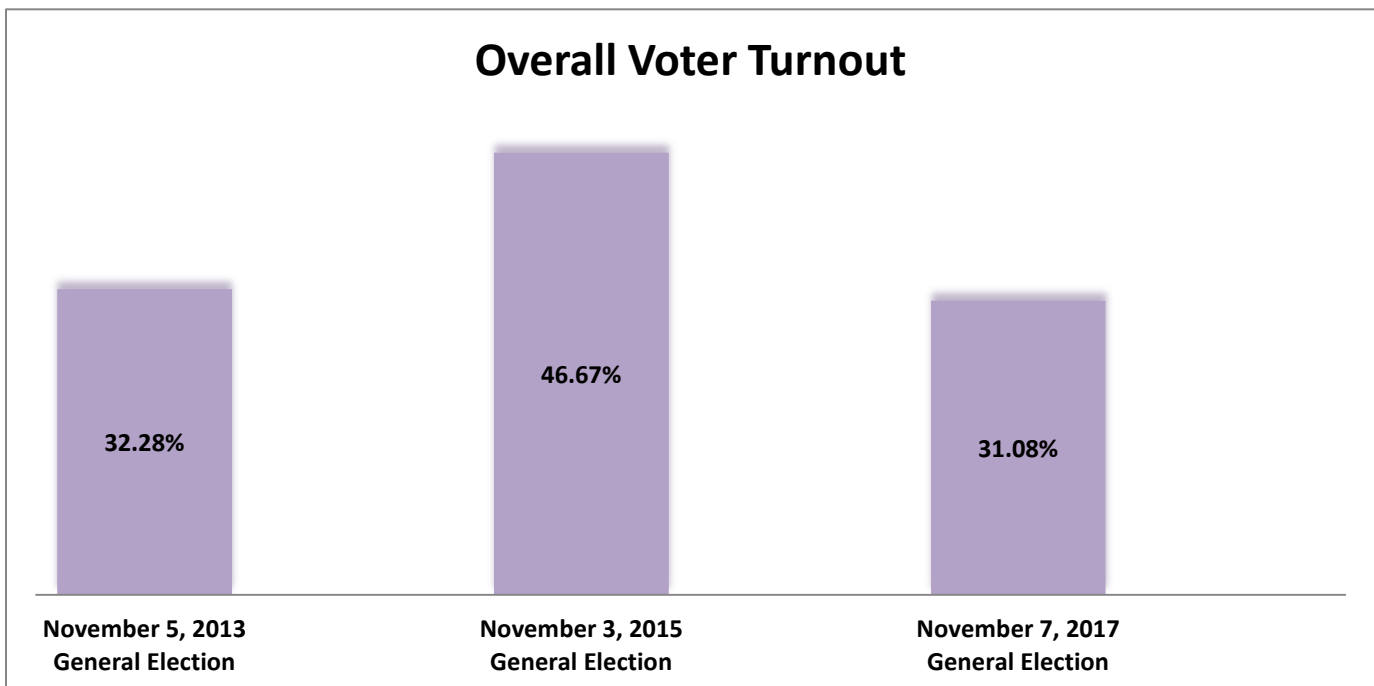
92,679 total under votes in this election. There were a total of 242,237 valid votes cast in this election. This turns out to be 38.26% of votes that could have been cast for candidates and tax levy's.

\*\*Under votes occur when not all races or a maximum number for candidates per race have been voted on.

## HISTORICAL DATA FOR GENERAL ELECTIONS

The following data sets and graphs include comparisons related to election information and voting method distributions (ballot categories).

	November 5, 2013 General Election	November 3, 2015 General Election	November 7, 2017 General Election
Precincts	90	90	90
Registered Voters	87,754	85,709	89,296
Ballots Cast - Counted	28,331	40,000	27,750
<i>Election Day</i>	24,765	34,161	23,204
<i>Absentee</i>	3,366	5,030	4,333
<i>Provisional</i>	200	809	213
Voter Turnout	32.28%	46.67%	31.08%

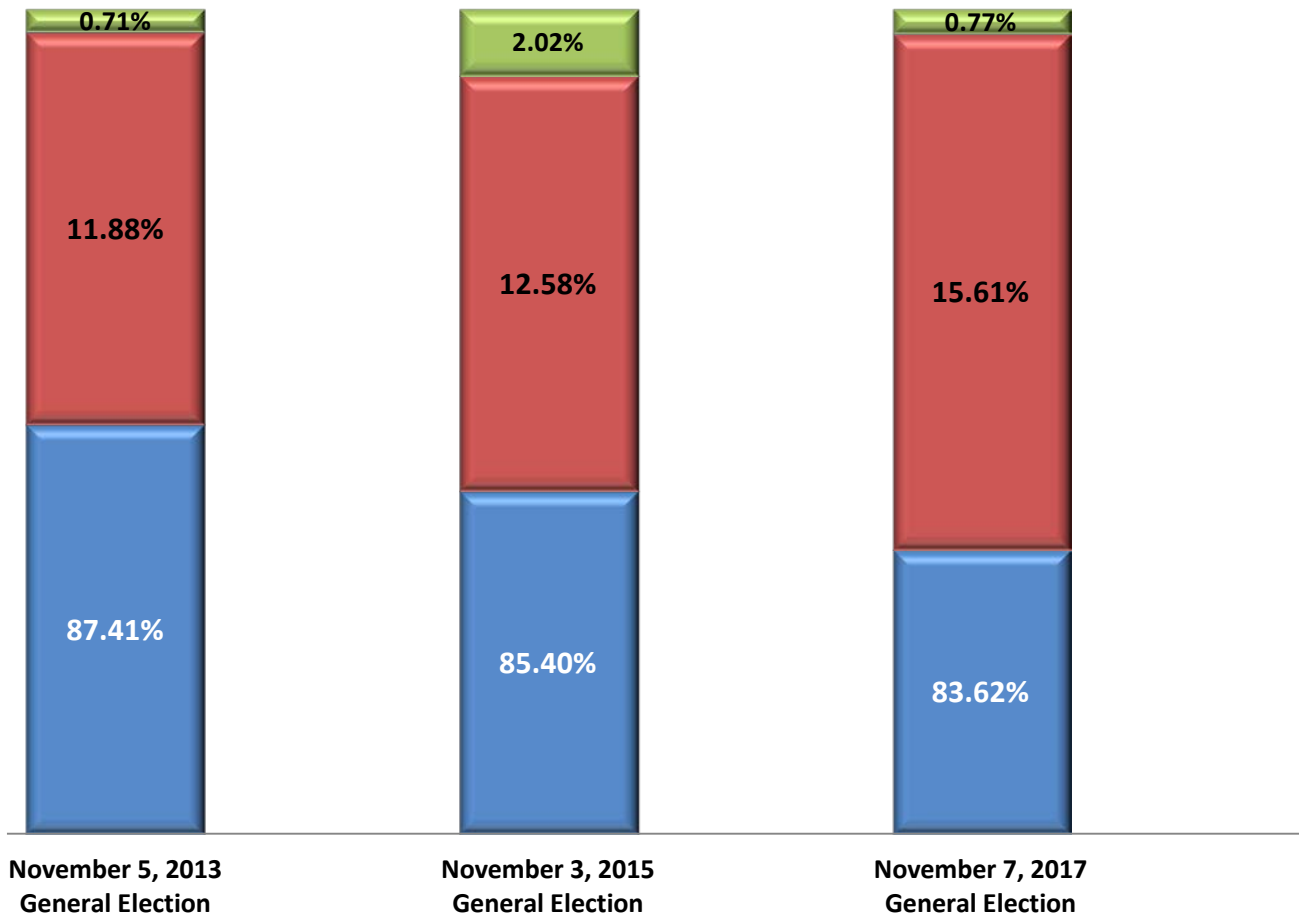


**Ballots Cast by Category - % of Total Ballots Cast**

	November 5, 2013 General Election	November 3, 2015 General Election	November 7, 2017 General Election
<b>Election Day</b>	<b>87.41%</b>	<b>85.40%</b>	<b>83.62%</b>
<b>Absentee</b>	<b>11.88%</b>	<b>12.58%</b>	<b>15.61%</b>
<b>Provisional</b>	<b>0.71%</b>	<b>2.02%</b>	<b>0.77%</b>

**Voter Turnout By Category**

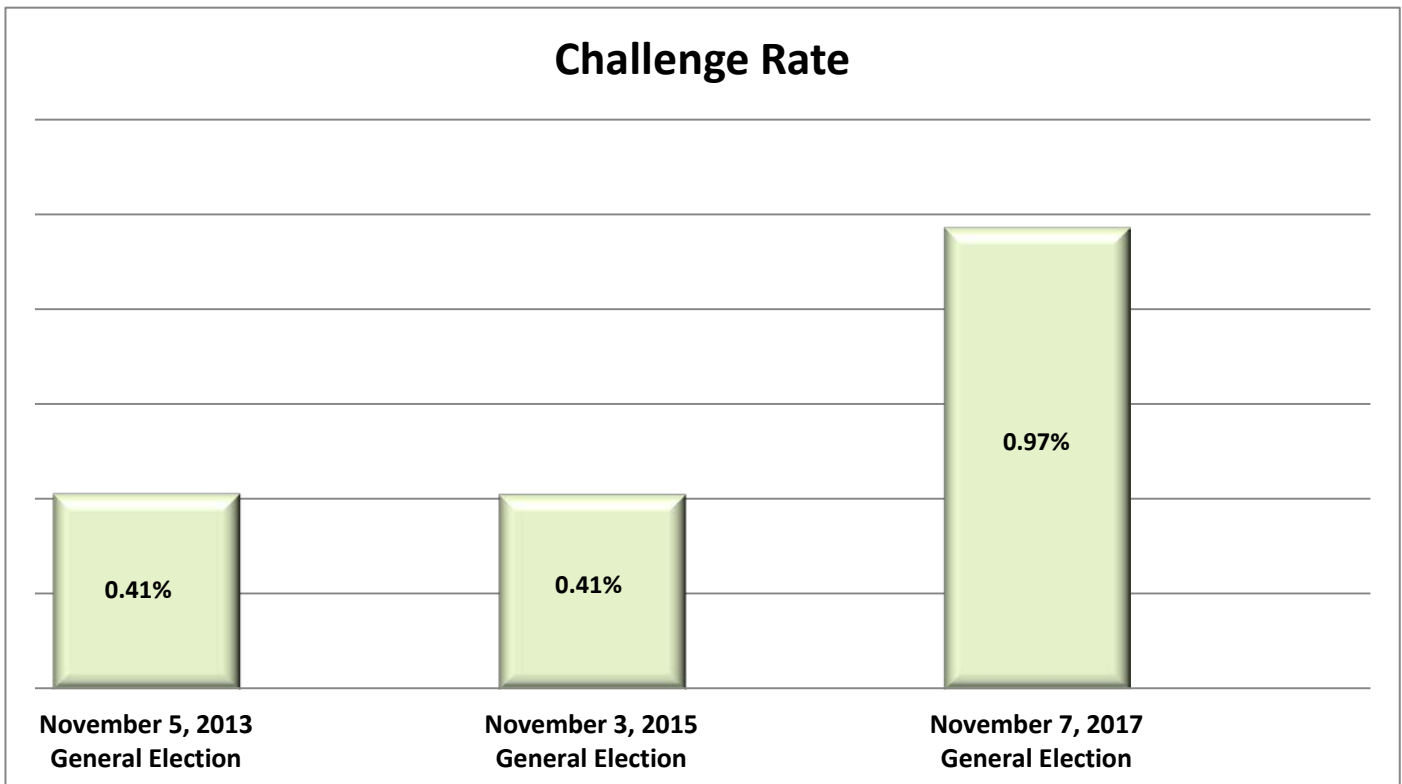
■ Election Day ■ Absentee ■ Provisional



## Absentee Data

	November 5, 2013 General Election	November 3, 2015 General Election	November 7, 2017 General Election
<b>TOTAL ABSENTEE BALLOTS ISSUED</b>	<b>3505</b>	<b>5330</b>	<b>4555</b>
<b>TOTAL ABSENTEE BALLOTS RETURNED</b>	<b>3389</b>	<b>5105</b>	<b>4415</b>
<b>ABSENTEE BALLOTS COUNTED</b>	<b>3366</b>	<b>5030</b>	<b>4333</b>
<b>ABSENTEE BALLOTS CHALLENGED</b>	<b>14</b>	<b>21</b>	<b>43</b>
<b>LATE ABSENTEE BALLOTS</b>	<b>10</b>	<b>48</b>	<b>20</b>
<b>% RETURNED of Absentee Ballots Issued</b>	<b>96.69%</b>	<b>95.78%</b>	<b>96.93%</b>
<b>% COUNTED of Absentee Ballots Returned</b>	<b>99.32%</b>	<b>98.53%</b>	<b>98.14%</b>
<b>% CHALLENGED of Absentee Ballots Returned</b>	<b>0.41%</b>	<b>0.41%</b>	<b>0.97%</b>
<b>% LATE of Absentee Ballots Issued</b>	<b>0.29%</b>	<b>0.90%</b>	<b>0.44%</b>

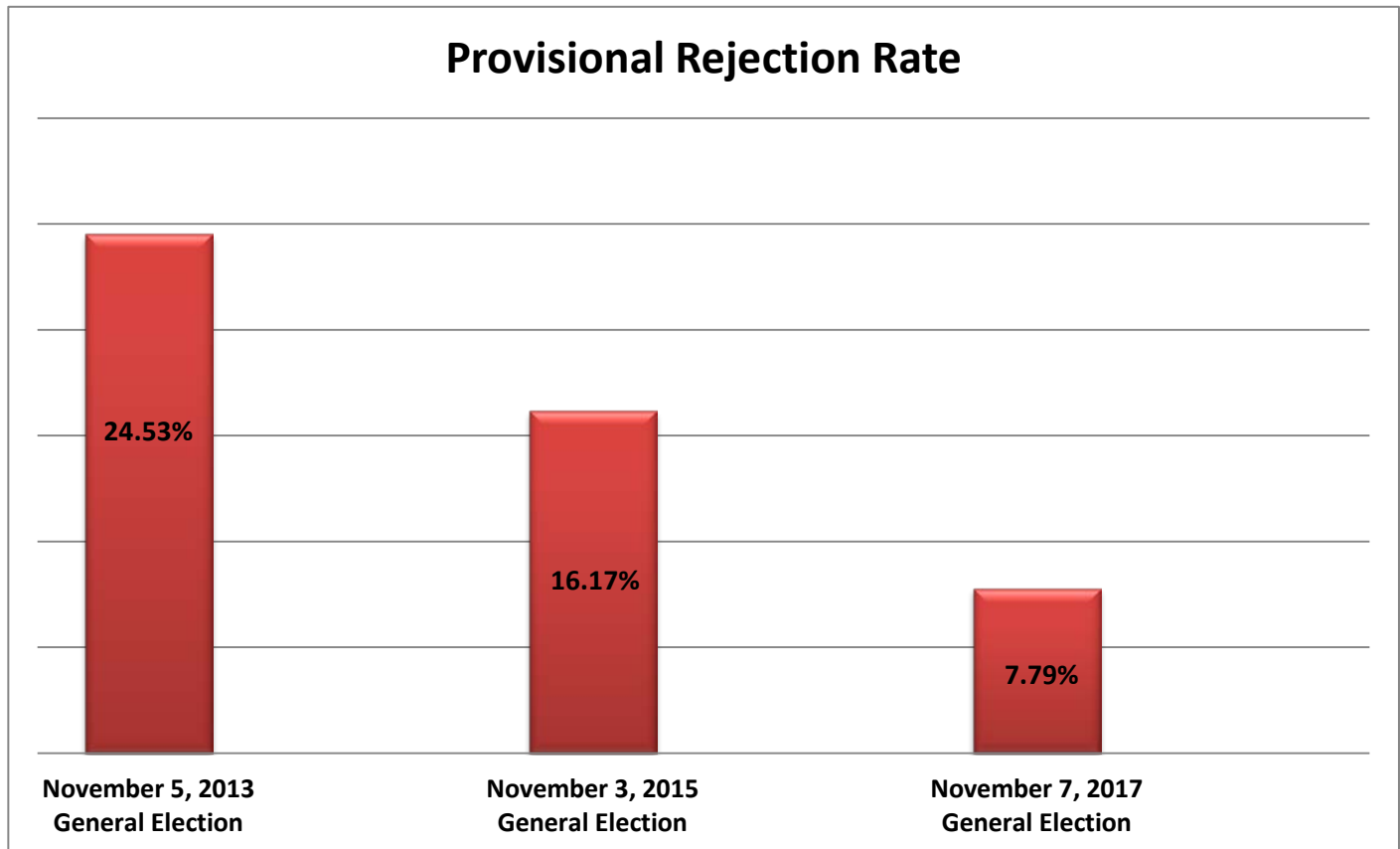
### Challenge Rate





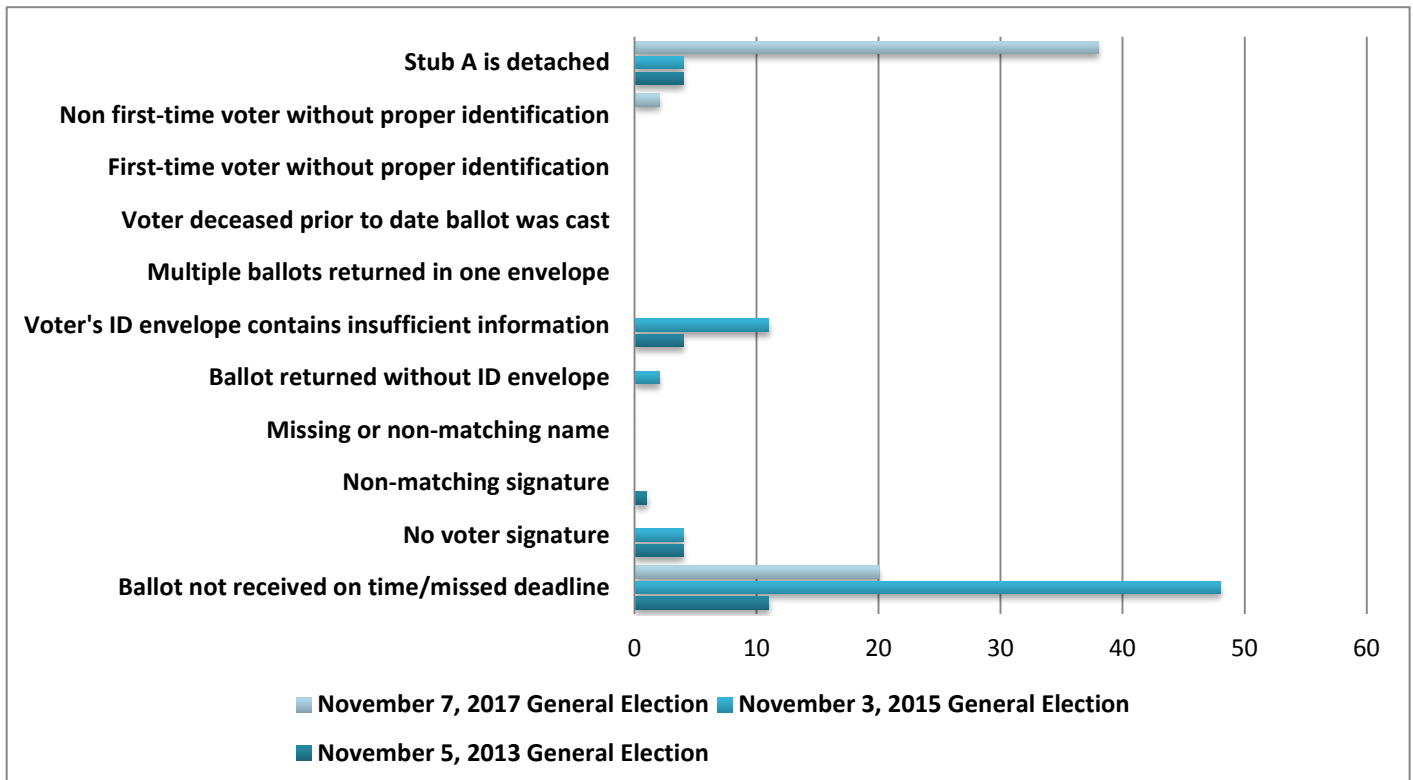
## Provisional Data

	November 5, 2013 General Election	November 3, 2015 General Election	November 7, 2017 General Election
Provisional Ballots - CAST	265	965	231
Provisional Ballots - VALID	200	809	213
Provisional Ballots - REJECTED	65	156	18
% Valid of All Provisional Ballots Cast	75.47%	83.83%	92.21%
% Rejected of All Provisional Ballots Cast	24.53%	16.17%	7.79%
Wrong Precinct and Wrong Location	N/A	N/A	0
Correct Location Remakes	N/A	N/A	N/A



## Absentee Challenges

	November 5, 2013 General Election	November 3, 2015 General Election	November 7, 2017 General Election
Ballot not received on time/missed deadline	11	48	20
No voter signature	4	4	0
Non-matching signature	1	0	0
Missing or non-matching name	0	0	0
Ballot returned without ID envelope	0	2	0
Voter's ID envelope contains insufficient information	4	11	0
Multiple ballots returned in one envelope	0	0	0
Voter deceased prior to date ballot was cast	0	0	0
First-time voter without proper identification	0	0	0
Non first-time voter without proper identification	0	0	2
Stub A is detached	4	4	38



## Provisional Challenges

	November 5, 2013 General Election	November 3, 2015 General Election	November 7, 2017 General Election
Voter not registered in the state	26	132	17
Voted registered in state but voted in the wrong precinct and polling location	12	11	0
Voted registered in state, voted in correct polling place but wrong precinct, however, a poll worker had directed voter to correct precinct and the poll worker completed Form 12-D	0	0	0
Voter failed to sign provisional envelope	8	2	0
Voter failed to print full name on provisional envelope	0	2	0
Voter failed to provide current address	0	7	0
Voter failed to provide ID	12	2	1
Non-matching signature on provisional envelope	0	0	0
Ballot missing from provisional envelope	0	0	0
Voter already voted	7	0	0
Challenge to voter's eligibility or registration upheld	0	0	0
Missing or incorrect date of birth that does not meet exceptions	0	0	0

