

May 7, 2019 Special Election Official Canvass Certification Data

FINAL RESULTS

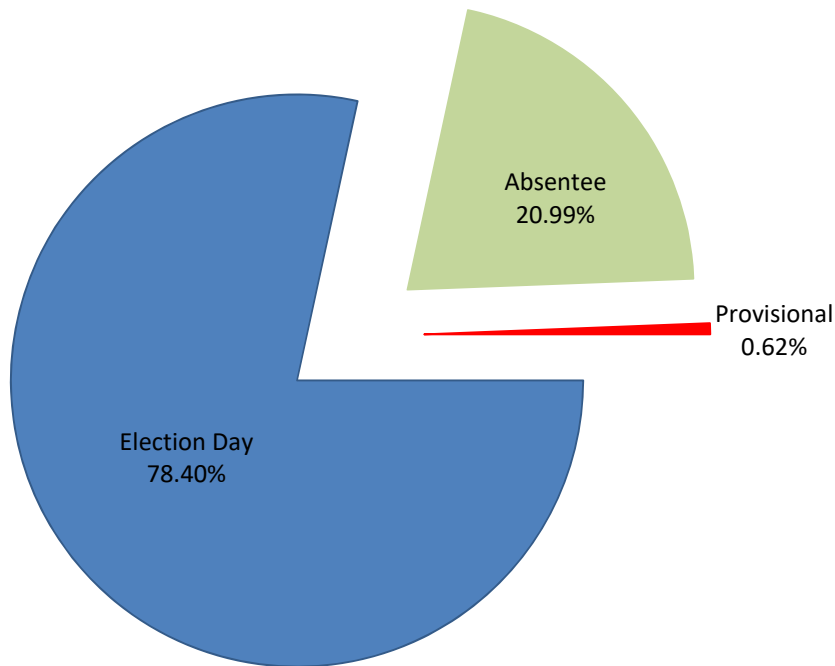
Official Election Results for the May 7, 2019 Special Election are attached to the Election Summary Report.

SUMMARY OF OFFICIAL CANVASS

There were a total of 324 ballots tabulated for the May 7, 2019 Special Election. Below is a breakdown of the ballots counted by category and a percentage of the total vote by category.

Category	Ballots Cast	% of Total Ballots Counted
<i>Election Day</i>	254	78.40%
<i>Absentee</i>	68	20.99%
<i>Provisional</i>	2	0.62%
Total	324	100.00%

% of Total Ballots Cast



ABSENTEE / VOTE BY MAIL SUMMARY

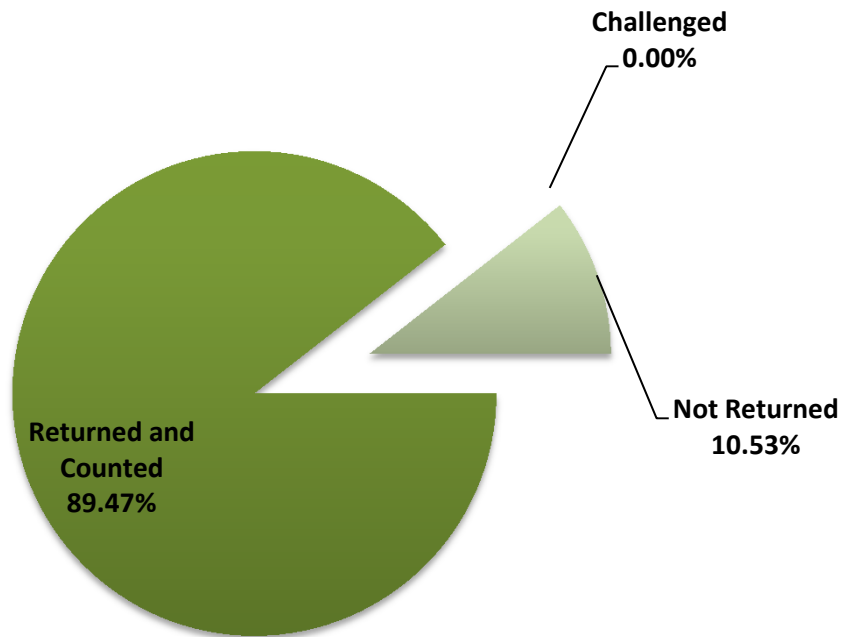
Absentee Data

	<u>Vote by Mail</u>	<u>In-Person</u>	<u>Military and Overseas</u>	<u>Total</u>
Issued	62	14	0	76
Returned and Counted	54	14	0	68
Challenged	0	0	0	0
Returned Late	0	0	0	0
Not Returned	8	0	0	8
Total	62	14	0	

Ballots Challenged

ID does not match registration	0	0.00%
No identification	0	0.00%
ID envelope not completed	0	0.00%
ID envelope not returned	0	0.00%
No ballot returned in ID envelope	0	0.00%
No stub on ballot	0	0.00%
No/mismatch signature	1	100.00%
Total	1	100.00%

Absentee




PROVISIONAL VOTING SUMMARY

A total of 2 Provisional Ballots were cast In-House and on Election Day. Of those ballots, 2 (100%) were valid and tabulated by the Ballot Department. There were 0 Provisional Ballots rejected.

Provisional Data		
Total Provisional Ballots Cast	2	
Valid Provisional Ballots (includes 10 APRI exceptions)	2	100.00%
Rejected Provisional Ballots	0	0.00%
Voters Not Registered in the State of Ohio	0	0.00%
Already Voted Absentee	0	0.00%
Not Eligible for this Election (non-election cities)	0	0.00%
Challenged Provisional	0	0.00%
Empty Envelope	0	0.00%
Missing Date of Birth	0	0.00%
Missing, Incomplete or Bad Address	0	0.00%
Missing or Non Matching ID	0	0.00%
No Signature	0	0.00%
Wrong Precinct Wrong Location	0	0.00%

Provisional Count



OVER VOTES

There was one overvote recorded in this election.

VOTER HISTORY / BALLOT RECONCILIATION

Four (4) precincts were involved in this election. Voter History has been updated and completed.

Ballot Reconciliation has been completed.

RECOUNTS

There are no automatic recounts for this election.

AUDIT

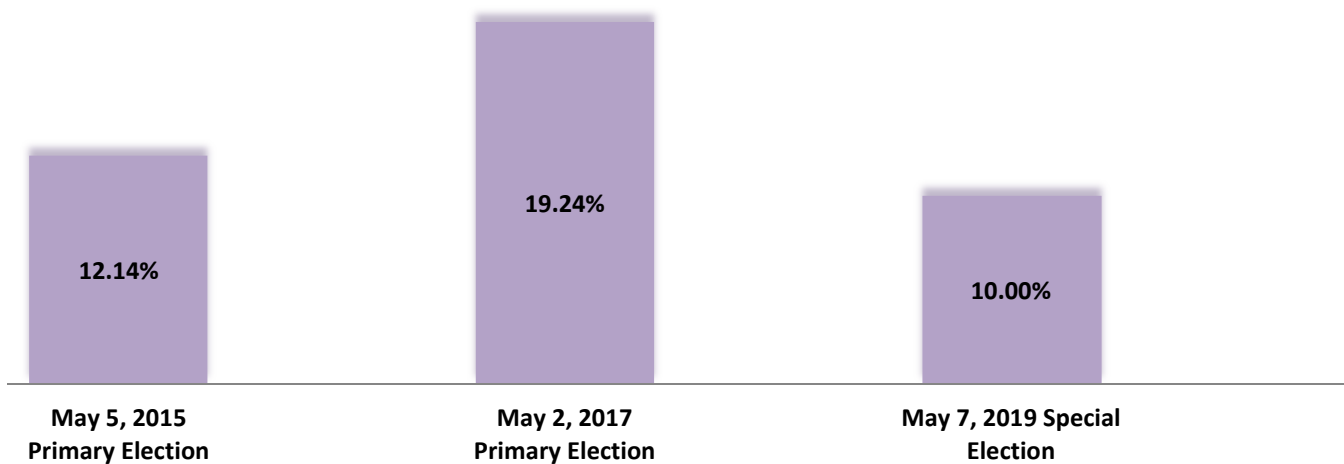
The post-election audit is not required for this election.

HISTORICAL DATA FOR PRIMARY ELECTIONS

The following data sets and graphs include comparisons related to election information and voting method distributions (ballot categories).

	May 5, 2015 Primary Election	May 2, 2017 Primary Election	May 7, 2019 Special Election
Precincts	91	55	4
Registered Voters	88,186	52,895	3,241
Ballots Cast - Counted	10,705	10,179	323
<i>Election Day</i>	9,448	9,206	254
<i>Absentee</i>	1,193	956	68
<i>Provisional</i>	64	17	2
Voter Turnout	12.14%	19.24%	10.00%

Overall Voter Turnout

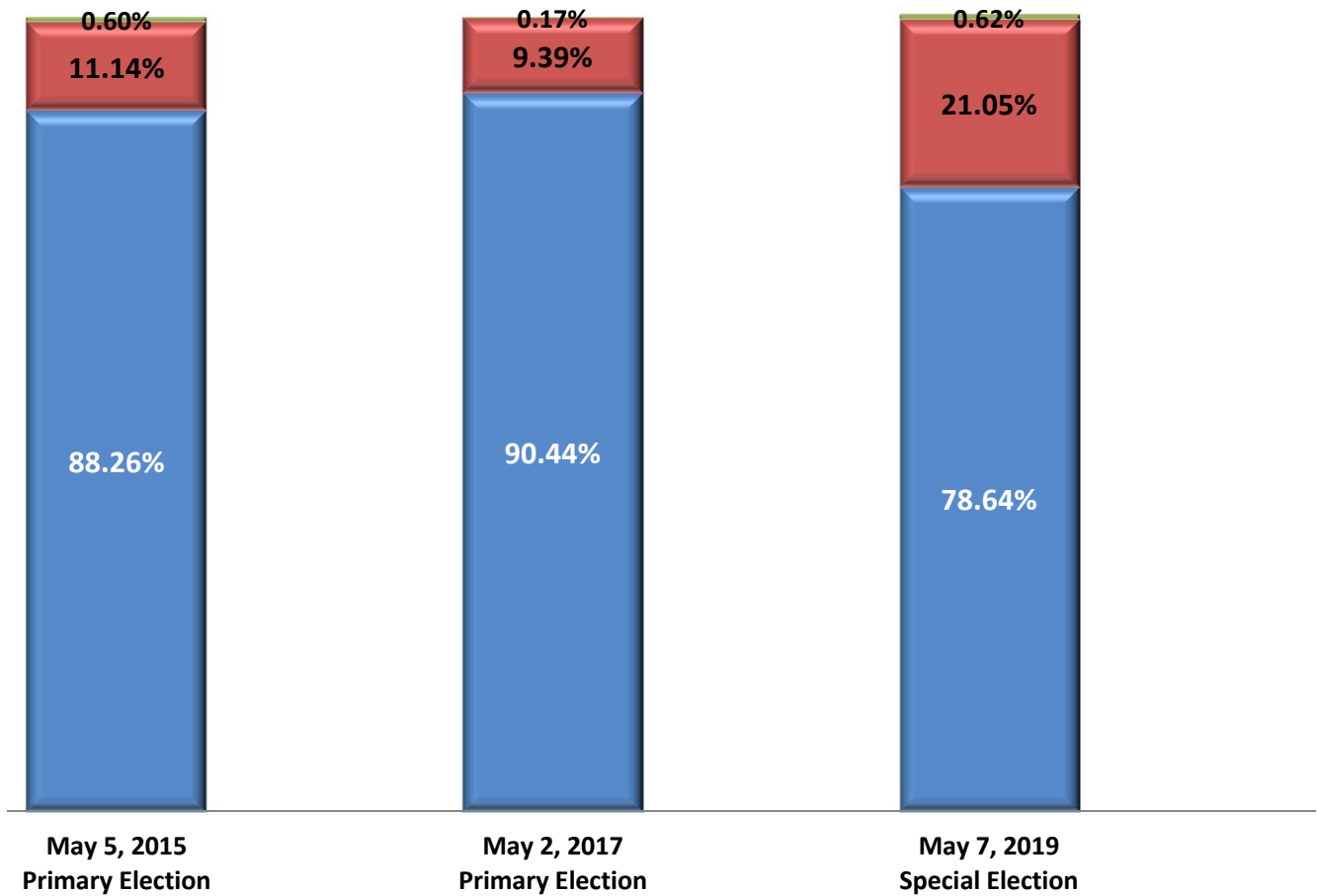


Ballots Cast by Category - % of Total Ballots Cast

	May 5, 2015 Primary Election	May 2, 2017 Primary Election	May 7, 2019 Special Election
Election Day	88.26%	90.44%	78.64%
Absentee	11.14%	9.39%	21.05%
Provisional	0.60%	0.17%	0.62%

Voter Turnout By Category

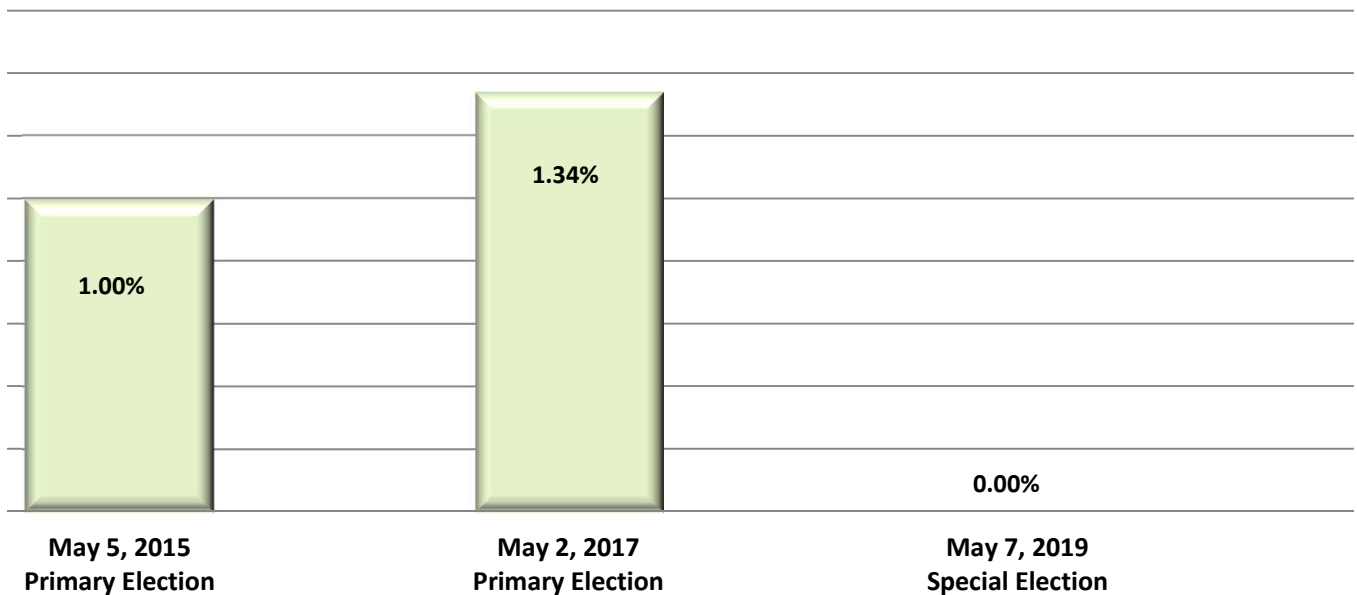
■ Election Day ■ Absentee ■ Provisional



Absentee Data

	May 5, 2015 Primary Election	May 2, 2017 Primary Election	May 7, 2019 Special Election
TOTAL ABSENTEE BALLOTS ISSUED	1,252	1,014	76
TOTAL ABSENTEE BALLOTS RETURNED	1,205	972	68
ABSENTEE BALLOTS COUNTED	1,193	956	68
ABSENTEE BALLOTS CHALLENGED	12	13	0
LATE ABSENTEE BALLOTS	1	3	0
% RETURNED of Absentee Ballots Issued	96.25%	95.86%	89.47%
% COUNTED of Absentee Ballots Returned	99.00%	98.35%	100.00%
% CHALLENGED of Absentee Ballots Returned	1.00%	1.34%	0.00%
% LATE of Absentee Ballots Issued	0.08%	0.30%	0.00%

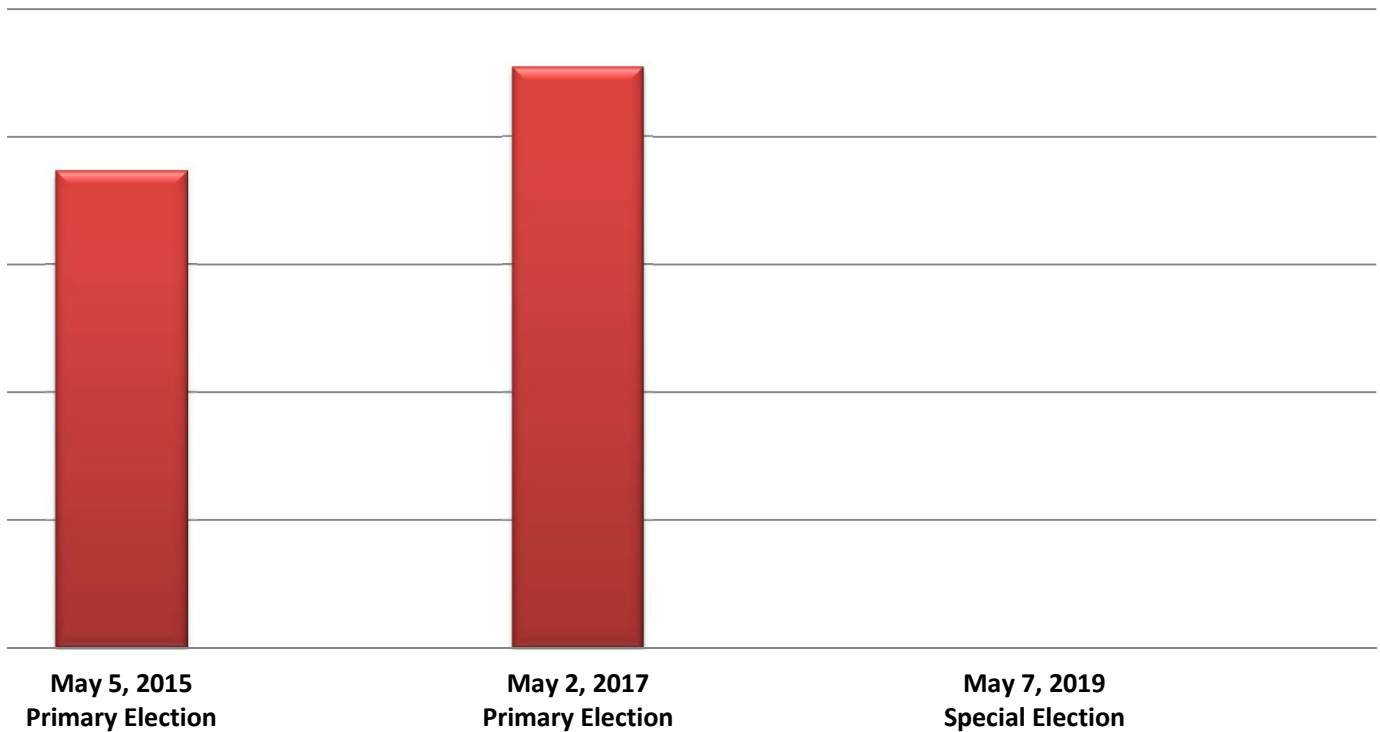
Challenge Rate



Provisional Data

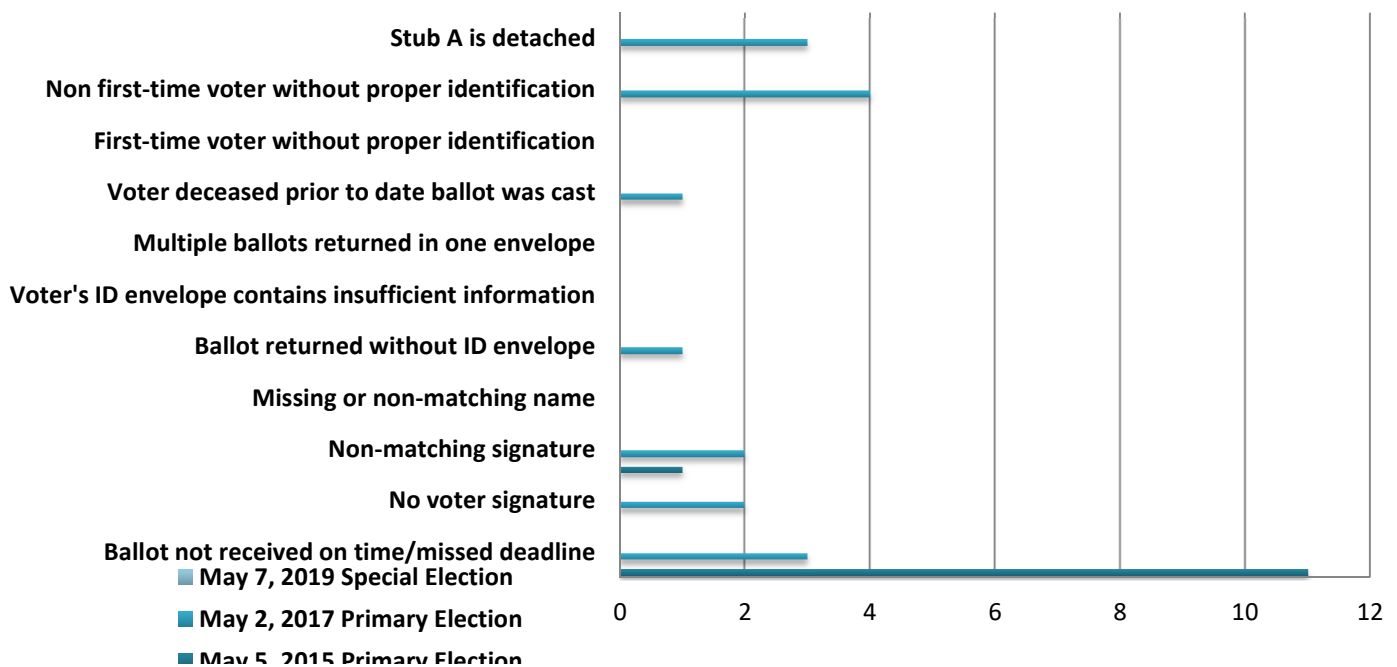
	May 5, 2015 Primary Election	May 2, 2017 Primary Election	May 7, 2019 Special Election
Provisional Ballots - CAST	75	22	2
Provisional Ballots - VALID	61	17	2
Provisional Ballots - REJECTED	14	5	0
% Valid of All Provisional Ballots Cast	81.33%	77.27%	100.00%
% Rejected of All Provisional Ballots Cast	18.67%	22.73%	0.00%
Wrong Precinct and Wrong Location	11	2	0
Correct Location Remakes	0	0	0

Provisional Rejection Rate



Absentee Challenges

	May 5, 2015 Primary Election	May 2, 2017 Primary Election	May 7, 2019 Special Election
Ballot not received on time/missed deadline	11	3	0
No voter signature	0	2	0
Non-matching signature	1	2	0
Missing or non-matching name	0	0	0
Ballot returned without ID envelope	0	1	0
Voter's ID envelope contains insufficient information	0	0	0
Multiple ballots returned in one envelope	0	0	0
Voter deceased prior to date ballot was cast	0	1	0
First-time voter without proper identification	0	0	0
Non first-time voter without proper identification	0	4	0
Stub A is detached	0	3	0



Provisional Challenges

	May 5, 2015 Primary Election	May 2, 2017 Primary Election	May 7, 2019 Special Election
Voter not registered in the state	11	3	0
Voted registered in state but voted in the wrong precinct and polling location	0	0	0
Voted registered in state, voted in correct polling place but wrong precinct, however, a poll worker had directed voter to correct precinct and the poll worker completed Form 12-D	0	0	0
Voter failed to sign provisional envelope	2	1	0
Voter failed to print full name on provisional envelope	0	0	0
Voter failed to provide current address	1	0	0
Voter failed to provide ID	0	0	0
Non-matching signature on provisional envelope	0	0	0
Ballot missing from provisional envelope	0	0	0
Voter already voted	0	1	0
Challenge to voter's eligibility or registration upheld	0	0	0
Missing or incorrect date of birth that does not meet exceptions	0	0	0

