

November 5, 2019 General Election Official Canvass Certification Data

FINAL RESULTS

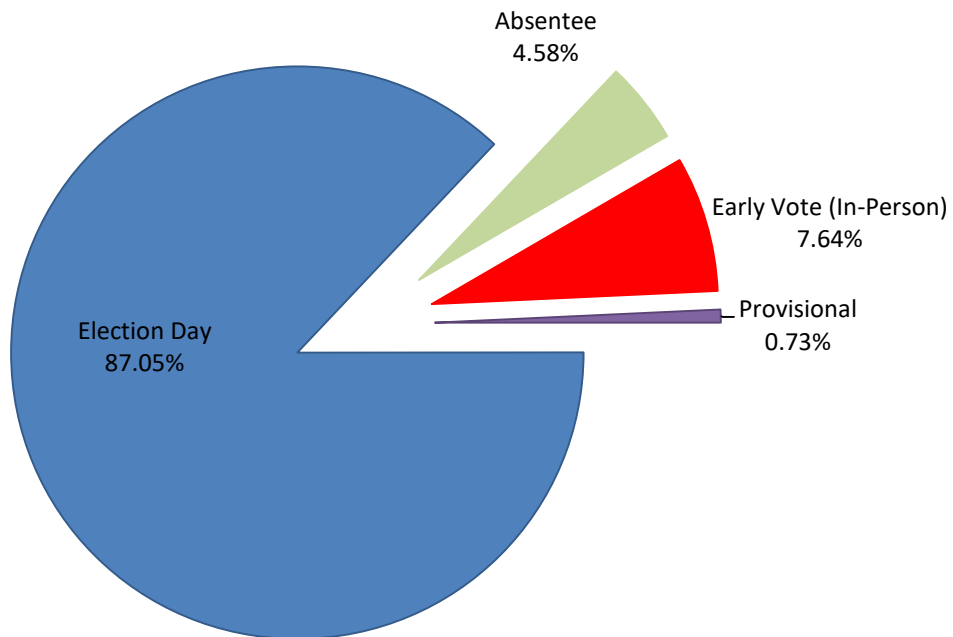
Official Election Results for the November 5, 2019 General Election are attached to the Election Summary Report.

SUMMARY OF OFFICIAL CANVASS

There were a total of 16083 ballots tabulated for the November 5, 2019 General Election. Below is a breakdown of the ballots counted by category and a percentage of the total vote by category.

Category	Ballots Cast	% of Total Ballots Counted
<i>Election Day</i>	14,000	87.05%
<i>Absentee</i>	736	4.58%
<i>Early Vote (In-Person)</i>	1,229	7.64%
<i>Provisional</i>	118	0.73%
Total	16,083	100.00%

% of Total Ballots Cast



ABSENTEE / VOTE BY MAIL SUMMARY

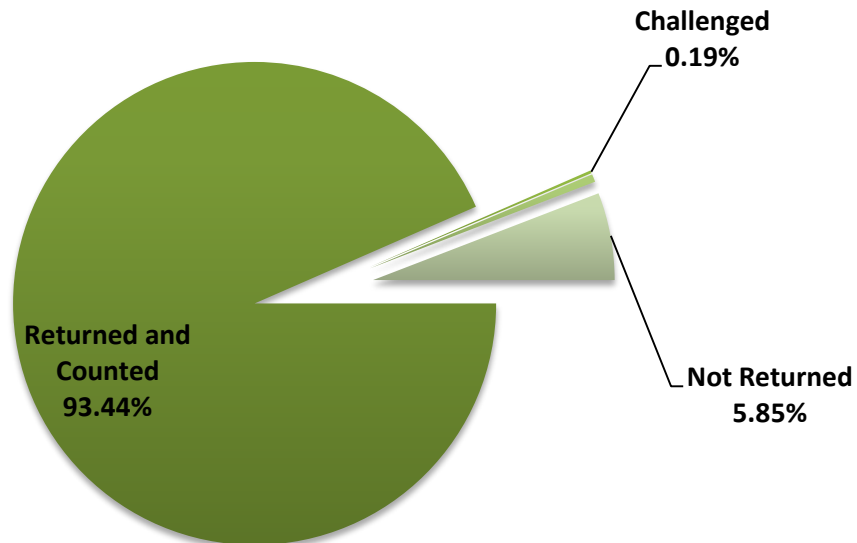
Absentee Data

	<u>Vote by Mail</u>	<u>In-Person</u>	<u>Military and Overseas</u>	<u>Total</u>
Issued	856	1,229	18	2,103
Returned and Counted	728	1,229	8	1,965
Challenged	4	0	0	4
Returned Late	11	0	0	11
Not Returned	113	0	10	123
Total	856	1,229	18	

Ballots Challenged

ID does not match registration	1	25.00%
No identification	0	0.00%
ID envelope not completed	2	50.00%
ID envelope not returned	0	0.00%
No ballot returned in ID envelope	0	0.00%
No stub on ballot	1	25.00%
No/mismatch signature	0	0.00%
Total	4	100.00%

Absentee

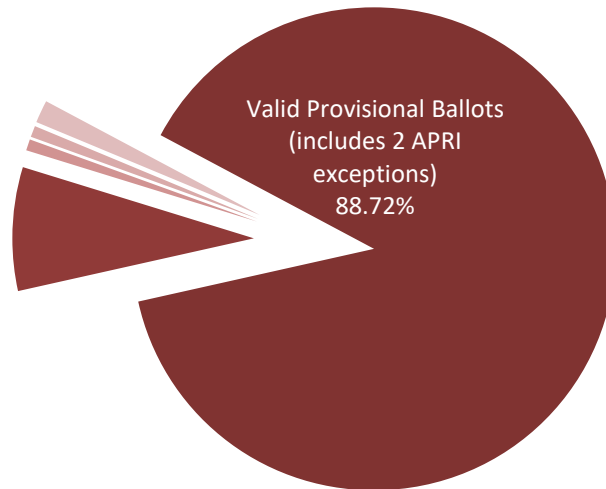


PROVISIONAL VOTING SUMMARY

A total of 133 Provisional Ballots were cast In-House and on Election Day. Of those ballots, 118 (88.72%) were valid and tabulated by the Ballot Department. There were 15 Provisional Ballots rejected.

Provisional Data		
Total Provisional Ballots Cast	133	
Valid Provisional Ballots (includes 10 APRI exceptions)	118	88.72%
Rejected Provisional Ballots	15	11.28%
Voters Not Registered in the State of Ohio	11	8.27%
Already Voted Absentee	0	0.00%
Not Eligible for this Election (non-election cities)	0	0.00%
Challenged Provisional	0	0.00%
Empty Envelope	0	0.00%
Missing Date of Birth	0	0.00%
Missing, Incomplete or Bad Address	1	0.00%
Missing or Non Matching ID	1	0.00%
No Signature	2	0.00%
Wrong Precinct Wrong Location	0	0.00%

Provisional Count



OVERVOTES

There were fifteen overvotes recorded in this election. This resulted in those ballots not being counted for those particular races.

VOTER HISTORY / BALLOT RECONCILIATION

Ninety (90) precincts were involved in this election. Voter History has been updated and completed.

Ballot Reconciliation has been completed.

RECOUNTS

There is an automatic recount scheduled for November 26, 2019 for Member of Board of Education - Northwestern Local School District.

AUDIT

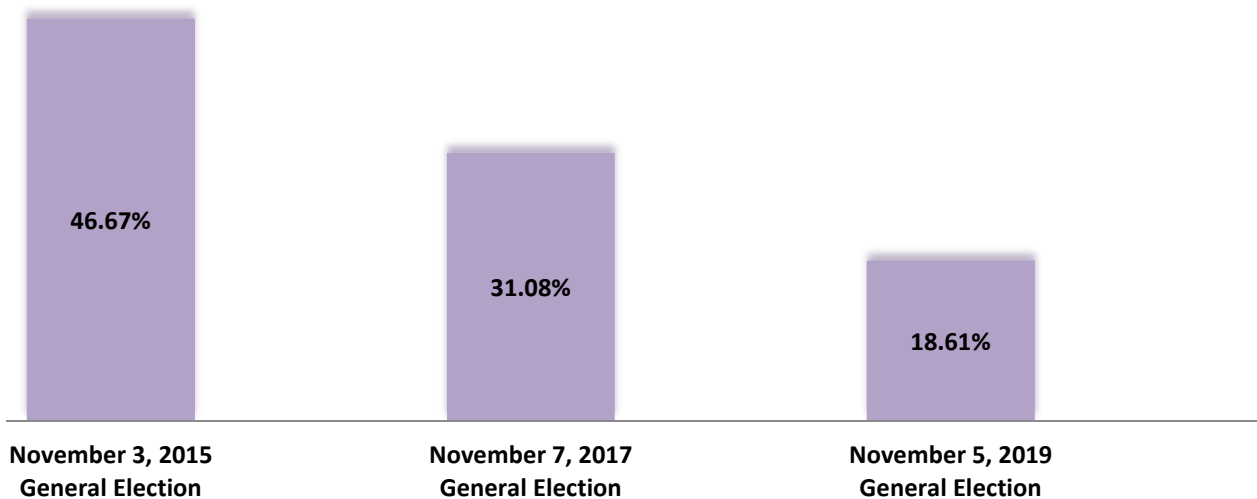
The post-election audit is scheduled for December 4, 2019 at 1:30 pm.

HISTORICAL DATA FOR PRIMARY ELECTIONS

The following data sets and graphs include comparisons related to election information and voting method distributions (ballot categories).

	November 3, 2015 General Election	November 7, 2017 General Election	November 5, 2019 General Election
Precincts	90	90	90
Registered Voters	85,709	89,296	86,412
Ballots Cast - Counted	40,000	27,750	16,083
<i>Election Day</i>	34,161	23,204	14,000
<i>Absentee</i>	5,030	4,333	736
<i>Early Vote</i>	0	0	1,229
<i>Provisional</i>	809	213	118
Voter Turnout	46.67%	31.08%	18.61%

Overall Voter Turnout

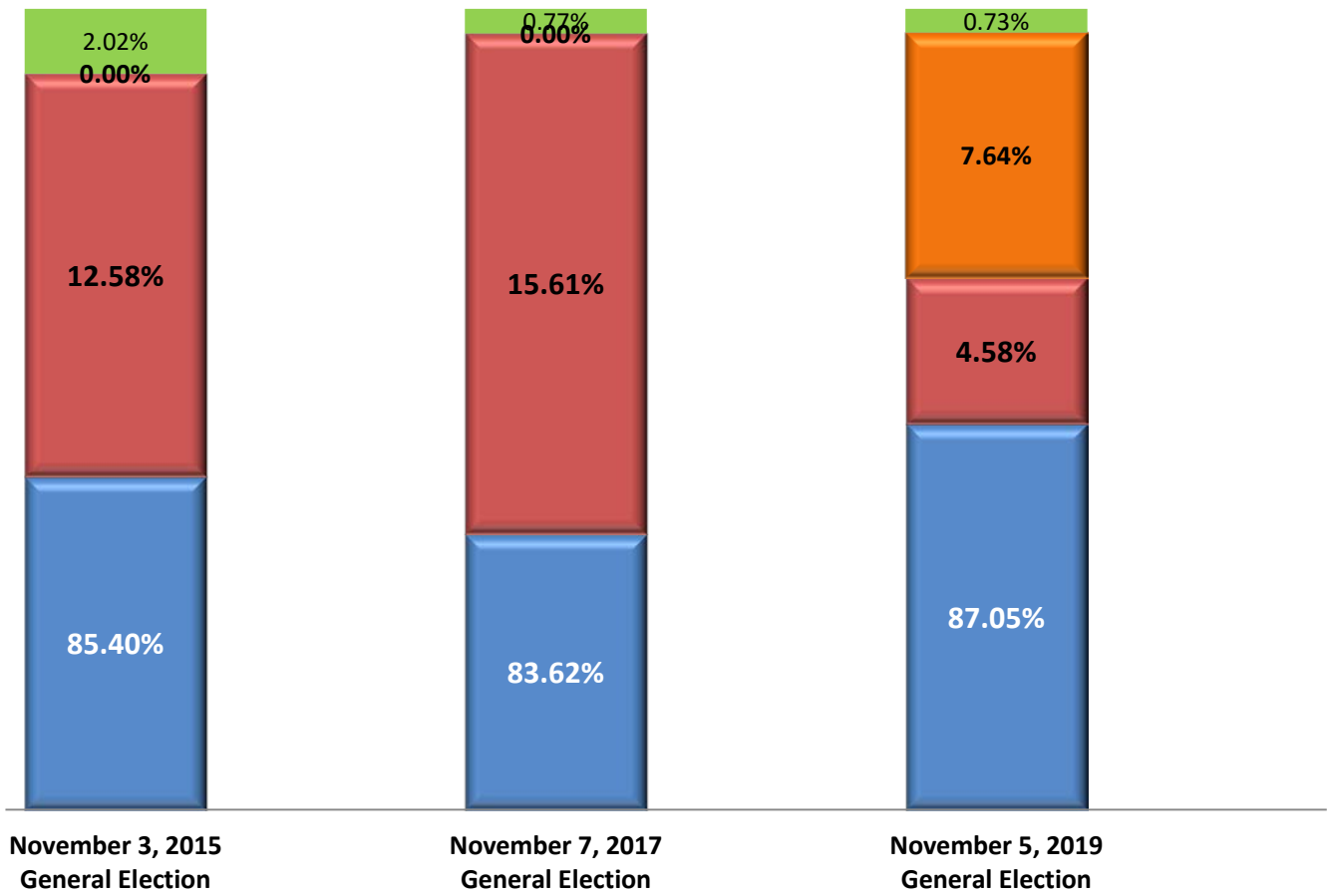


Ballots Cast by Category - % of Total Ballots Cast

	November 3, 2015 General Election	November 7, 2017 General Election	November 5, 2019 General Election
Election Day	85.40%	83.62%	87.05%
Absentee	12.58%	15.61%	4.58%
Early Vote	0.00%	0.00%	7.64%
Provisional	2.02%	0.77%	0.73%

Voter Turnout By Category

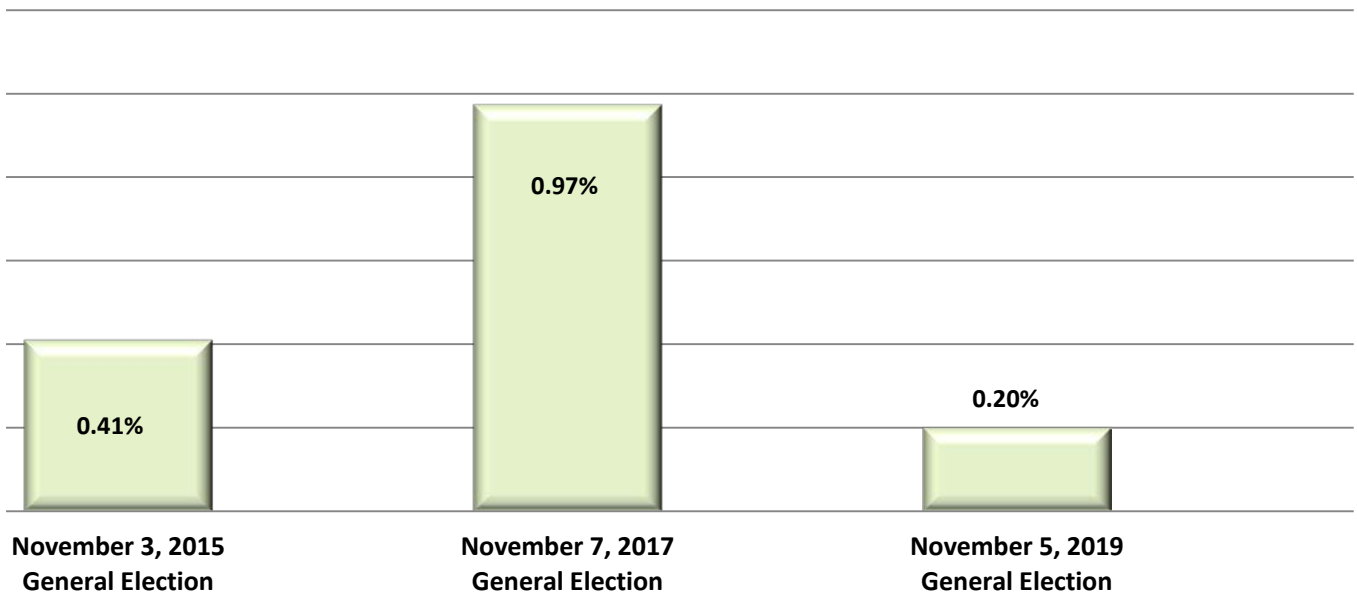
■ Election Day ■ Absentee ■ Early Vote ■ Provisional



Absentee Data

	November 3, 2015 General Election	November 7, 2017 General Election	November 5, 2019 General Election
TOTAL ABSENTEE BALLOTS ISSUED	5,330	4,553	2,105
TOTAL ABSENTEE BALLOTS RETURNED	5,105	4,413	1,980
ABSENTEE BALLOTS COUNTED	5,032	4,331	1,965
ABSENTEE BALLOTS CHALLENGED	21	43	4
LATE ABSENTEE BALLOTS	48	39	11
% RETURNED of Absentee Ballots Issued	95.78%	96.93%	94.06%
% COUNTED of Absentee Ballots Returned	98.57%	98.14%	99.24%
% CHALLENGED of Absentee Ballots Returned	0.41%	0.97%	0.20%
% LATE of Absentee Ballots Issued	0.90%	0.86%	0.52%

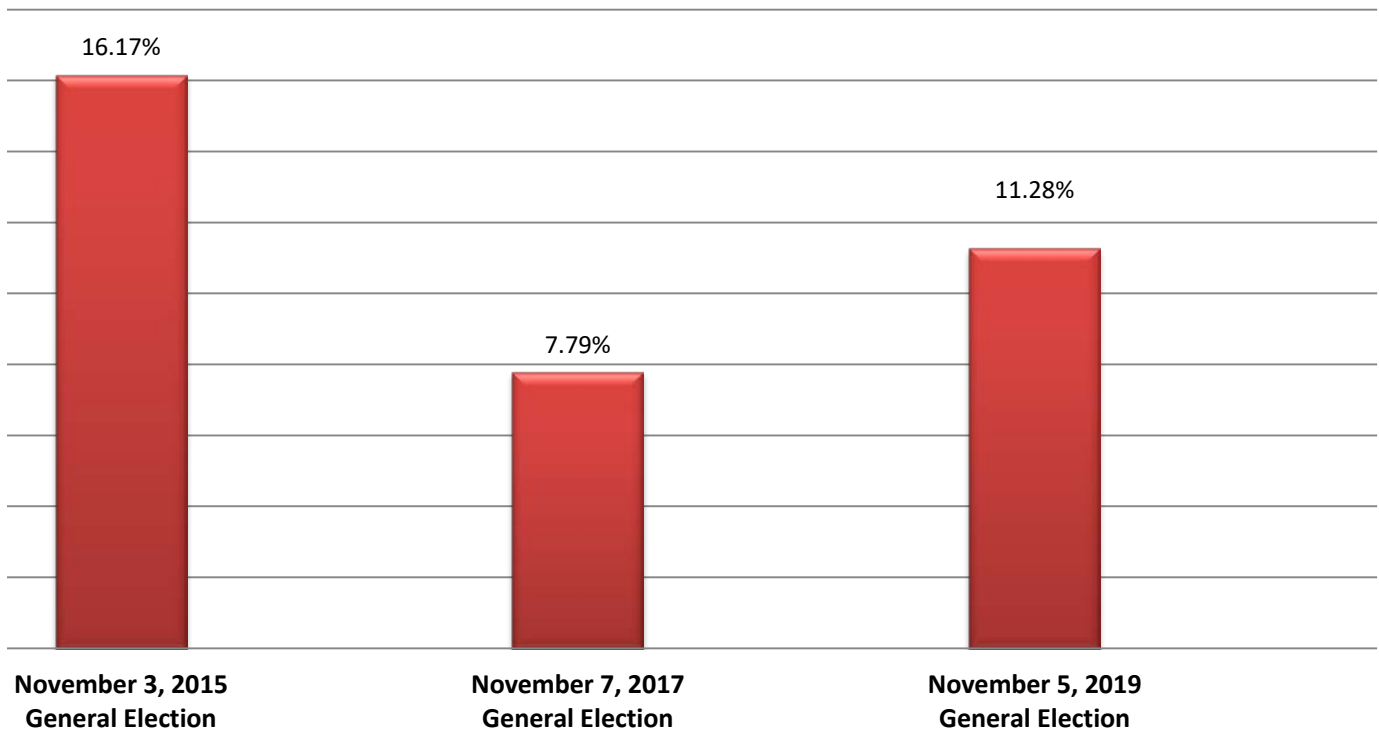
Challenge Rate



Provisional Data

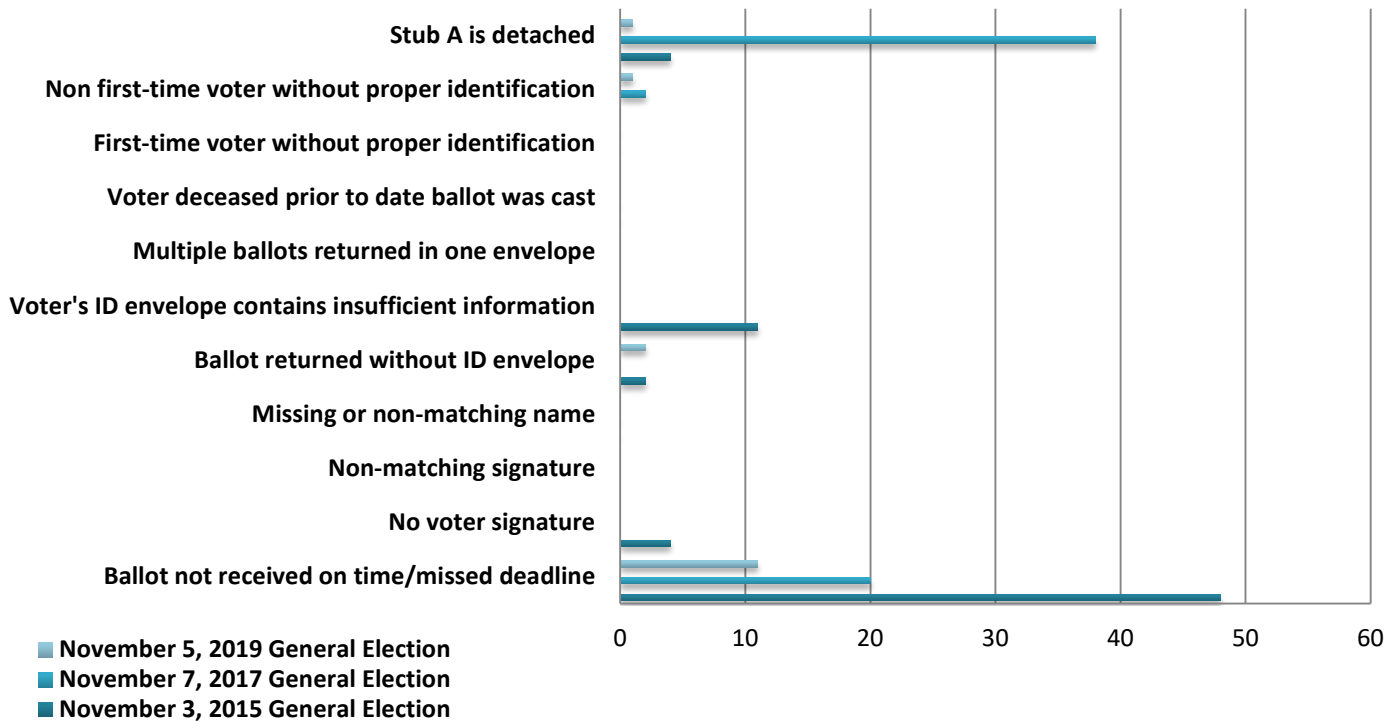
	November 3, 2015 General Election	November 7, 2017 General Election	November 5, 2019 General Election
Provisional Ballots - CAST	965	231	133
Provisional Ballots - VALID	809	213	118
Provisional Ballots - REJECTED	156	18	15
% Valid of All Provisional Ballots Cast	83.83%	92.21%	88.72%
% Rejected of All Provisional Ballots Cast	16.17%	7.79%	11.28%
Wrong Precinct and Wrong Location	0	0	0
Correct Location Remakes	0	0	0

Provisional Rejection Rate



Absentee Challenges

	November 3, 2015 General Election	November 7, 2017 General Election	November 5, 2019 General Election
Ballot not received on time/missed deadline	48	20	11
No voter signature	4	0	0
Non-matching signature	0	0	0
Missing or non-matching name	0	0	0
Ballot returned without ID envelope	2	0	2
Voter's ID envelope contains insufficient information	11	0	0
Multiple ballots returned in one envelope	0	0	0
Voter deceased prior to date ballot was cast	0	0	0
First-time voter without proper identification	0	0	0
Non first-time voter without proper identification	0	2	1
Stub A is detached	4	38	1



Provisional Challenges

	November 3, 2015 General Election	November 7, 2017 General Election	November 5, 2019 General Election
Voter not registered in the state	132	17	11
Voted registered in state but voted in the wrong precinct and polling location	11	0	0
Voted registered in state, voted in correct polling place but wrong precinct, however, a poll worker had directed voter to correct precinct and the poll worker completed Form 12-D	0	0	0
Voter failed to sign provisional envelope	2	0	0
Voter failed to print full name on provisional envelope	2	0	0
Voter failed to provide current address	7	0	1
Voter failed to provide ID	2	1	1
Non-matching signature on provisional envelope	0	0	2
Ballot missing from provisional envelope	0	0	0
Voter already voted	0	0	0
Challenge to voter's eligibility or registration upheld	0	0	0
Missing or incorrect date of birth that does not meet exceptions	0	0	0

