






**01 GREENVILLE CITY 1-A 01**

**Statistics**

	TOTAL	Polling Place	Mail Absentee	Early Voting Absentee	Provisional
Registered Voters - Total	683				
Ballots Cast - Total	124	107	0	15	2
Voter Turnout - Total	18.16%				



**For Greenville - Mayor GREENVILLE CITY**

Vote For 1

	TOTAL	VOTE %		Polling Place	Mail Absentee	Early Voting Absentee	Provisional
REP Stephen M. Willman	94	81.74%		83	0	9	2
Write-In: James L. Besecker	19	16.52%		16	0	3	0
Write-In Totals	21	18.26%		17	0	4	0
Not Assigned	2	1.74%		1	0	1	0
<b>Total Votes Cast</b>	<b>115</b>	<b>100.00%</b>		<b>100</b>	<b>0</b>	<b>13</b>	<b>2</b>



**For Greenville - Auditor GREENVILLE CITY**

Vote For 1

	TOTAL	VOTE %		Polling Place	Mail Absentee	Early Voting Absentee	Provisional
REP Roxanne Willman	111	100.00%		96	0	13	2
<b>Total Votes Cast</b>	<b>111</b>	<b>100.00%</b>		<b>96</b>	<b>0</b>	<b>13</b>	<b>2</b>



**For Greenville - Treasurer GREENVILLE CITY**

Vote For 1

	TOTAL	VOTE %		Polling Place	Mail Absentee	Early Voting Absentee	Provisional
REP Rebecca Strait	110	100.00%		94	0	14	2
<b>Total Votes Cast</b>	<b>110</b>	<b>100.00%</b>		<b>94</b>	<b>0</b>	<b>14</b>	<b>2</b>



**For Greenville - Law Director GREENVILLE CITY**

Vote For 1

	TOTAL	VOTE %		Polling Place	Mail Absentee	Early Voting Absentee	Provisional
REP Michael A. Rieman	107	100.00%		94	0	11	2
<b>Total Votes Cast</b>	<b>107</b>	<b>100.00%</b>		<b>94</b>	<b>0</b>	<b>11</b>	<b>2</b>

**For Greenville City Council - 1st Ward GREENVILLE WARD 1**



Vote For 1

	TOTAL	VOTE %		Polling Place	Mail Absentee	Early Voting Absentee	Provisional
REP Clarence Godwin	105	100.00%		91	0	12	2
<b>Total Votes Cast</b>	<b>105</b>	<b>100.00%</b>		<b>91</b>	<b>0</b>	<b>12</b>	<b>2</b>

**01 GREENVILLE CITY 1-A 01**



**For Greenville Township - Trustee GREENVILLE TWP**

Vote For 1

	TOTAL	VOTE %		Polling Place	Mail Absentee	Early Voting Absentee	Provisional
Matthew S. Kolb	108	100.00%		95	0	11	2
<b>Total Votes Cast</b>	<b>108</b>	<b>100.00%</b>		<b>95</b>	<b>0</b>	<b>11</b>	<b>2</b>




**For Greenville Township - Fiscal Officer GREENVILLE TWP**

Vote For 1

	TOTAL	VOTE %		Polling Place	Mail Absentee	Early Voting Absentee	Provisional
Susan T. Miles	102	100.00%		86	0	14	2
<b>Total Votes Cast</b>	<b>102</b>	<b>100.00%</b>		<b>86</b>	<b>0</b>	<b>14</b>	<b>2</b>




**For Greenville Csd - Bd Of Ed (2) GREENVILLE CITY SD**

Vote For 2

	TOTAL	VOTE %		Polling Place	Mail Absentee	Early Voting Absentee	Provisional
Jim Sommer	93	52.54%		81	0	11	1
Melissa Riethman	84	47.46%		76	0	8	0
<b>Total Votes Cast</b>	<b>177</b>	<b>100.00%</b>		<b>157</b>	<b>0</b>	<b>19</b>	<b>1</b>




**CITY OF GREENVILLE current expenses**

Vote For 1

	TOTAL	VOTE %		Polling Place	Mail Absentee	Early Voting Absentee	Provisional
For the Tax Levy	81	65.32%		70	0	10	1
Against the Tax Levy	43	34.68%		37	0	5	1
<b>Total Votes Cast</b>	<b>124</b>	<b>100.00%</b>		<b>107</b>	<b>0</b>	<b>15</b>	<b>2</b>

**CITY OF GREENVILLE renewal**

Vote For 1

	TOTAL	VOTE %		Polling Place	Mail Absentee	Early Voting Absentee	Provisional
For the Tax Levy	76	61.79%		66	0	9	1
Against the Tax Levy	47	38.21%		41	0	5	1
<b>Total Votes Cast</b>	<b>123</b>	<b>100.00%</b>		<b>107</b>	<b>0</b>	<b>14</b>	<b>2</b>






## 02 GREENVILLE CITY 1-B 01

### Statistics

	TOTAL	Polling Place	Mail Absentee	Early Voting Absentee	Provisional
Registered Voters - Total	615				
Ballots Cast - Total	156	118	4	31	3
Voter Turnout - Total	25.37%				



#### For Greenville - Mayor GREENVILLE CITY

Vote For 1

	TOTAL	VOTE %		Polling Place	Mail Absentee	Early Voting Absentee	Provisional
REP Stephen M. Willman	122	82.43%		94	3	22	3
Write-In: James L. Besecker	24	16.22%		19	1	4	0
Write-In Totals	26	17.57%		20	1	5	0
Not Assigned	2	1.35%		1	0	1	0
<b>Total Votes Cast</b>	<b>148</b>	<b>100.00%</b>		<b>114</b>	<b>4</b>	<b>27</b>	<b>3</b>



#### For Greenville - Auditor GREENVILLE CITY

Vote For 1

	TOTAL	VOTE %		Polling Place	Mail Absentee	Early Voting Absentee	Provisional
REP Roxanne Willman	129	100.00%		96	4	26	3
<b>Total Votes Cast</b>	<b>129</b>	<b>100.00%</b>		<b>96</b>	<b>4</b>	<b>26</b>	<b>3</b>



#### For Greenville - Treasurer GREENVILLE CITY

Vote For 1

	TOTAL	VOTE %		Polling Place	Mail Absentee	Early Voting Absentee	Provisional
REP Rebecca Strait	125	100.00%		95	4	23	3
<b>Total Votes Cast</b>	<b>125</b>	<b>100.00%</b>		<b>95</b>	<b>4</b>	<b>23</b>	<b>3</b>



#### For Greenville - Law Director GREENVILLE CITY

Vote For 1

	TOTAL	VOTE %		Polling Place	Mail Absentee	Early Voting Absentee	Provisional
REP Michael A. Rieman	130	100.00%		100	4	23	3
<b>Total Votes Cast</b>	<b>130</b>	<b>100.00%</b>		<b>100</b>	<b>4</b>	<b>23</b>	<b>3</b>

#### For Greenville City Council - 1st Ward GREENVILLE WARD 1



Vote For 1

	TOTAL	VOTE %		Polling Place	Mail Absentee	Early Voting Absentee	Provisional
REP Clarence Godwin	124	100.00%		96	2	23	3
<b>Total Votes Cast</b>	<b>124</b>	<b>100.00%</b>		<b>96</b>	<b>2</b>	<b>23</b>	<b>3</b>

**02 GREENVILLE CITY 1-B 01**



**For Greenville Township - Trustee GREENVILLE TWP**

Vote For 1

	TOTAL	VOTE %		Polling Place	Mail Absentee	Early Voting Absentee	Provisional
Matthew S. Kolb	131	100.00%		100	4	24	3
<b>Total Votes Cast</b>	<b>131</b>	<b>100.00%</b>		<b>100</b>	<b>4</b>	<b>24</b>	<b>3</b>




**For Greenville Township - Fiscal Officer GREENVILLE TWP**

Vote For 1

	TOTAL	VOTE %		Polling Place	Mail Absentee	Early Voting Absentee	Provisional
Susan T. Miles	121	100.00%		94	4	21	2
<b>Total Votes Cast</b>	<b>121</b>	<b>100.00%</b>		<b>94</b>	<b>4</b>	<b>21</b>	<b>2</b>




**For Greenville Csd - Bd Of Ed (2) GREENVILLE CITY SD**

Vote For 2

	TOTAL	VOTE %		Polling Place	Mail Absentee	Early Voting Absentee	Provisional
Jim Sommer	110	51.40%		84	3	21	2
Melissa Riethman	104	48.60%		81	2	19	2
<b>Total Votes Cast</b>	<b>214</b>	<b>100.00%</b>		<b>165</b>	<b>5</b>	<b>40</b>	<b>4</b>




**CITY OF GREENVILLE current expenses**

Vote For 1

	TOTAL	VOTE %		Polling Place	Mail Absentee	Early Voting Absentee	Provisional
For the Tax Levy	92	60.13%		70	1	20	1
Against the Tax Levy	61	39.87%		47	3	9	2
<b>Total Votes Cast</b>	<b>153</b>	<b>100.00%</b>		<b>117</b>	<b>4</b>	<b>29</b>	<b>3</b>

**CITY OF GREENVILLE renewal**

Vote For 1

	TOTAL	VOTE %		Polling Place	Mail Absentee	Early Voting Absentee	Provisional
For the Tax Levy	92	60.53%		71	1	19	1
Against the Tax Levy	60	39.47%		45	3	10	2
<b>Total Votes Cast</b>	<b>152</b>	<b>100.00%</b>		<b>116</b>	<b>4</b>	<b>29</b>	<b>3</b>






**03 GREENVILLE CITY 1-C 01**

**Statistics**

	TOTAL	Polling Place	Mail Absentee	Early Voting Absentee	Provisional
Registered Voters - Total	649				
Ballots Cast - Total	155	121	4	30	0
Voter Turnout - Total	23.88%				



**For Greenville - Mayor GREENVILLE CITY**

Vote For 1

	TOTAL	VOTE %		Polling Place	Mail Absentee	Early Voting Absentee	Provisional
REP Stephen M. Willman	123	87.23%		99	4	20	0
Write-In: James L. Besecker	18	12.77%		11	0	7	0
Write-In Totals	18	12.77%		11	0	7	0
Not Assigned	0	0.00%		0	0	0	0
<b>Total Votes Cast</b>	<b>141</b>	<b>100.00%</b>		<b>110</b>	<b>4</b>	<b>27</b>	<b>0</b>



**For Greenville - Auditor GREENVILLE CITY**

Vote For 1

	TOTAL	VOTE %		Polling Place	Mail Absentee	Early Voting Absentee	Provisional
REP Roxanne Willman	130	100.00%		101	4	25	0
<b>Total Votes Cast</b>	<b>130</b>	<b>100.00%</b>		<b>101</b>	<b>4</b>	<b>25</b>	<b>0</b>



**For Greenville - Treasurer GREENVILLE CITY**

Vote For 1

	TOTAL	VOTE %		Polling Place	Mail Absentee	Early Voting Absentee	Provisional
REP Rebecca Strait	131	100.00%		102	4	25	0
<b>Total Votes Cast</b>	<b>131</b>	<b>100.00%</b>		<b>102</b>	<b>4</b>	<b>25</b>	<b>0</b>



**For Greenville - Law Director GREENVILLE CITY**

Vote For 1

	TOTAL	VOTE %		Polling Place	Mail Absentee	Early Voting Absentee	Provisional
REP Michael A. Rieman	136	100.00%		104	4	28	0
<b>Total Votes Cast</b>	<b>136</b>	<b>100.00%</b>		<b>104</b>	<b>4</b>	<b>28</b>	<b>0</b>

**For Greenville City Council - 1st Ward GREENVILLE WARD 1**



Vote For 1

	TOTAL	VOTE %		Polling Place	Mail Absentee	Early Voting Absentee	Provisional
REP Clarence Godwin	125	100.00%		97	4	24	0
<b>Total Votes Cast</b>	<b>125</b>	<b>100.00%</b>		<b>97</b>	<b>4</b>	<b>24</b>	<b>0</b>

**03 GREENVILLE CITY 1-C 01**



**For Greenville Township - Trustee GREENVILLE TWP**

Vote For 1

	TOTAL	VOTE %		Polling Place	Mail Absentee	Early Voting Absentee	Provisional
Matthew S. Kolb	128	100.00%		96	4	28	0
<b>Total Votes Cast</b>	<b>128</b>	<b>100.00%</b>		<b>96</b>	<b>4</b>	<b>28</b>	<b>0</b>




**For Greenville Township - Fiscal Officer GREENVILLE TWP**

Vote For 1

	TOTAL	VOTE %		Polling Place	Mail Absentee	Early Voting Absentee	Provisional
Susan T. Miles	122	100.00%		94	4	24	0
<b>Total Votes Cast</b>	<b>122</b>	<b>100.00%</b>		<b>94</b>	<b>4</b>	<b>24</b>	<b>0</b>




**For Greenville Csd - Bd Of Ed (2) GREENVILLE CITY SD**

Vote For 2

	TOTAL	VOTE %		Polling Place	Mail Absentee	Early Voting Absentee	Provisional
Melissa Riethman	102	50.00%		76	3	23	0
Jim Sommer	102	50.00%		79	4	19	0
<b>Total Votes Cast</b>	<b>204</b>	<b>100.00%</b>		<b>155</b>	<b>7</b>	<b>42</b>	<b>0</b>




**CITY OF GREENVILLE current expenses**

Vote For 1

	TOTAL	VOTE %		Polling Place	Mail Absentee	Early Voting Absentee	Provisional
For the Tax Levy	108	70.59%		85	4	19	0
Against the Tax Levy	45	29.41%		34	0	11	0
<b>Total Votes Cast</b>	<b>153</b>	<b>100.00%</b>		<b>119</b>	<b>4</b>	<b>30</b>	<b>0</b>

**CITY OF GREENVILLE renewal**

Vote For 1

	TOTAL	VOTE %		Polling Place	Mail Absentee	Early Voting Absentee	Provisional
For the Tax Levy	101	67.79%		77	4	20	0
Against the Tax Levy	48	32.21%		38	0	10	0
<b>Total Votes Cast</b>	<b>149</b>	<b>100.00%</b>		<b>115</b>	<b>4</b>	<b>30</b>	<b>0</b>






## 04 GREENVILLE CITY 2-A 01

### Statistics

	TOTAL	Polling Place	Mail Absentee	Early Voting Absentee	Provisional
Registered Voters - Total	638				
Ballots Cast - Total	102	84	3	12	3
Voter Turnout - Total	15.99%				



#### For Greenville - Mayor GREENVILLE CITY

Vote For 1

	TOTAL	VOTE %		Polling Place	Mail Absentee	Early Voting Absentee	Provisional
REP Stephen M. Willman	70	76.09%		57	2	8	3
Write-In: James L. Besecker	20	21.74%		15	1	4	0
Write-In Totals	22	23.91%		17	1	4	0
Not Assigned	2	2.17%		2	0	0	0
<b>Total Votes Cast</b>	<b>92</b>	<b>100.00%</b>		<b>74</b>	<b>3</b>	<b>12</b>	<b>3</b>



#### For Greenville - Auditor GREENVILLE CITY

Vote For 1

	TOTAL	VOTE %		Polling Place	Mail Absentee	Early Voting Absentee	Provisional
REP Roxanne Willman	81	100.00%		66	2	10	3
<b>Total Votes Cast</b>	<b>81</b>	<b>100.00%</b>		<b>66</b>	<b>2</b>	<b>10</b>	<b>3</b>



#### For Greenville - Treasurer GREENVILLE CITY

Vote For 1

	TOTAL	VOTE %		Polling Place	Mail Absentee	Early Voting Absentee	Provisional
REP Rebecca Strait	81	100.00%		66	2	10	3
<b>Total Votes Cast</b>	<b>81</b>	<b>100.00%</b>		<b>66</b>	<b>2</b>	<b>10</b>	<b>3</b>



#### For Greenville - Law Director GREENVILLE CITY

Vote For 1

	TOTAL	VOTE %		Polling Place	Mail Absentee	Early Voting Absentee	Provisional
REP Michael A. Rieman	80	100.00%		66	2	9	3
<b>Total Votes Cast</b>	<b>80</b>	<b>100.00%</b>		<b>66</b>	<b>2</b>	<b>9</b>	<b>3</b>

#### For Greenville City Council - 2nd Ward GREENVILLE WARD 2

Vote For 1

	TOTAL	VOTE %		Polling Place	Mail Absentee	Early Voting Absentee	Provisional
REP Doris Howdieshell	81	100.00%		67	2	9	3
<b>Total Votes Cast</b>	<b>81</b>	<b>100.00%</b>		<b>67</b>	<b>2</b>	<b>9</b>	<b>3</b>

## 04 GREENVILLE CITY 2-A 01

### For Greenville Township - Trustee GREENVILLE TWP

Vote For 1

	TOTAL	VOTE %		Polling Place	Mail Absentee	Early Voting Absentee	Provisional
Matthew S. Kolb	82	100.00%	<div style="width: 100%; height: 10px; background-color: #ffc107;"></div>	67	2	10	3
<b>Total Votes Cast</b>	<b>82</b>	<b>100.00%</b>	<div style="width: 100%; height: 10px; background-color: #ffc107;"></div>	<b>67</b>	<b>2</b>	<b>10</b>	<b>3</b>

### For Greenville Township - Fiscal Officer GREENVILLE TWP

Vote For 1

	TOTAL	VOTE %		Polling Place	Mail Absentee	Early Voting Absentee	Provisional
Susan T. Miles	81	100.00%	<div style="width: 100%; height: 10px; background-color: #ffc107;"></div>	65	2	11	3
<b>Total Votes Cast</b>	<b>81</b>	<b>100.00%</b>	<div style="width: 100%; height: 10px; background-color: #ffc107;"></div>	<b>65</b>	<b>2</b>	<b>11</b>	<b>3</b>

### For Greenville Csd - Bd Of Ed (2) GREENVILLE CITY SD

Vote For 2

	TOTAL	VOTE %		Polling Place	Mail Absentee	Early Voting Absentee	Provisional
Jim Sommer	73	52.90%	<div style="width: 52.90%; height: 10px; background-color: #ffc107;"></div>	60	0	10	3
Melissa Riethman	65	47.10%	<div style="width: 47.10%; height: 10px; background-color: #ffc107;"></div>	55	2	8	0
<b>Total Votes Cast</b>	<b>138</b>	<b>100.00%</b>	<div style="width: 100%; height: 10px; background-color: #ffc107;"></div>	<b>115</b>	<b>2</b>	<b>18</b>	<b>3</b>

### CITY OF GREENVILLE current expenses

Vote For 1

	TOTAL	VOTE %		Polling Place	Mail Absentee	Early Voting Absentee	Provisional
For the Tax Levy	64	63.37%	<div style="width: 63.37%; height: 10px; background-color: #ffc107;"></div>	54	2	6	2
Against the Tax Levy	37	36.63%	<div style="width: 36.63%; height: 10px; background-color: #ffc107;"></div>	29	1	6	1
<b>Total Votes Cast</b>	<b>101</b>	<b>100.00%</b>	<div style="width: 100%; height: 10px; background-color: #ffc107;"></div>	<b>83</b>	<b>3</b>	<b>12</b>	<b>3</b>

### CITY OF GREENVILLE renewal

Vote For 1

	TOTAL	VOTE %		Polling Place	Mail Absentee	Early Voting Absentee	Provisional
For the Tax Levy	64	63.37%	<div style="width: 63.37%; height: 10px; background-color: #ffc107;"></div>	54	2	6	2
Against the Tax Levy	37	36.63%	<div style="width: 36.63%; height: 10px; background-color: #ffc107;"></div>	29	1	6	1
<b>Total Votes Cast</b>	<b>101</b>	<b>100.00%</b>	<div style="width: 100%; height: 10px; background-color: #ffc107;"></div>	<b>83</b>	<b>3</b>	<b>12</b>	<b>3</b>








**05 GREENVILLE CITY 2-B 01**

**Statistics**

	TOTAL	Polling Place	Mail Absentee	Early Voting Absentee	Provisional
Registered Voters - Total	615				
Ballots Cast - Total	139	115	3	21	0
Voter Turnout - Total	22.60%				



**For Greenville - Mayor GREENVILLE CITY**

Vote For 1

	TOTAL	VOTE %		Polling Place	Mail Absentee	Early Voting Absentee	Provisional
REP Stephen M. Willman	80	60.61%		69	2	9	0
Write-In: James L. Besecker	51	38.64%		40	0	11	0
Write-In Totals	52	39.39%		41	0	11	0
Not Assigned	1	0.76%		1	0	0	0
<b>Total Votes Cast</b>	<b>132</b>	<b>100.00%</b>		<b>110</b>	<b>2</b>	<b>20</b>	<b>0</b>



**For Greenville - Auditor GREENVILLE CITY**

Vote For 1

	TOTAL	VOTE %		Polling Place	Mail Absentee	Early Voting Absentee	Provisional
REP Roxanne Willman	104	100.00%		88	2	14	0
<b>Total Votes Cast</b>	<b>104</b>	<b>100.00%</b>		<b>88</b>	<b>2</b>	<b>14</b>	<b>0</b>



**For Greenville - Treasurer GREENVILLE CITY**

Vote For 1

	TOTAL	VOTE %		Polling Place	Mail Absentee	Early Voting Absentee	Provisional
REP Rebecca Strait	109	100.00%		91	3	15	0
<b>Total Votes Cast</b>	<b>109</b>	<b>100.00%</b>		<b>91</b>	<b>3</b>	<b>15</b>	<b>0</b>



**For Greenville - Law Director GREENVILLE CITY**

Vote For 1

	TOTAL	VOTE %		Polling Place	Mail Absentee	Early Voting Absentee	Provisional
REP Michael A. Rieman	118	100.00%		98	3	17	0
<b>Total Votes Cast</b>	<b>118</b>	<b>100.00%</b>		<b>98</b>	<b>3</b>	<b>17</b>	<b>0</b>

**For Greenville City Council - 2nd Ward GREENVILLE WARD 2**



Vote For 1

	TOTAL	VOTE %		Polling Place	Mail Absentee	Early Voting Absentee	Provisional
REP Doris Howdieshell	106	100.00%		91	2	13	0
<b>Total Votes Cast</b>	<b>106</b>	<b>100.00%</b>		<b>91</b>	<b>2</b>	<b>13</b>	<b>0</b>

**05 GREENVILLE CITY 2-B 01**



**For Greenville Township - Trustee GREENVILLE TWP**

Vote For 1

	TOTAL	VOTE %		Polling Place	Mail Absentee	Early Voting Absentee	Provisional
Matthew S. Kolb	106	100.00%		87	3	16	0
<b>Total Votes Cast</b>	<b>106</b>	<b>100.00%</b>		<b>87</b>	<b>3</b>	<b>16</b>	<b>0</b>




**For Greenville Township - Fiscal Officer GREENVILLE TWP**

Vote For 1

	TOTAL	VOTE %		Polling Place	Mail Absentee	Early Voting Absentee	Provisional
Susan T. Miles	102	100.00%		86	1	15	0
<b>Total Votes Cast</b>	<b>102</b>	<b>100.00%</b>		<b>86</b>	<b>1</b>	<b>15</b>	<b>0</b>




**For Greenville Csd - Bd Of Ed (2) GREENVILLE CITY SD**

Vote For 2

	TOTAL	VOTE %		Polling Place	Mail Absentee	Early Voting Absentee	Provisional
Melissa Riethman	97	50.26%		82	1	14	0
Jim Sommer	96	49.74%		80	2	14	0
<b>Total Votes Cast</b>	<b>193</b>	<b>100.00%</b>		<b>162</b>	<b>3</b>	<b>28</b>	<b>0</b>




**CITY OF GREENVILLE current expenses**

Vote For 1

	TOTAL	VOTE %		Polling Place	Mail Absentee	Early Voting Absentee	Provisional
For the Tax Levy	68	50.37%		56	2	10	0
Against the Tax Levy	67	49.63%		56	1	10	0
<b>Total Votes Cast</b>	<b>135</b>	<b>100.00%</b>		<b>112</b>	<b>3</b>	<b>20</b>	<b>0</b>

**CITY OF GREENVILLE renewal**

Vote For 1

	TOTAL	VOTE %		Polling Place	Mail Absentee	Early Voting Absentee	Provisional
Against the Tax Levy	68	51.52%		59	1	8	0
For the Tax Levy	64	48.48%		50	2	12	0
<b>Total Votes Cast</b>	<b>132</b>	<b>100.00%</b>		<b>109</b>	<b>3</b>	<b>20</b>	<b>0</b>






**06 GREENVILLE CITY 2-C 01**

**Statistics**

	TOTAL	Polling Place	Mail Absentee	Early Voting Absentee	Provisional
Registered Voters - Total	611				
Ballots Cast - Total	129	115	2	10	2
Voter Turnout - Total	21.11%				



**For Greenville - Mayor GREENVILLE CITY**

Vote For 1

	TOTAL	VOTE %		Polling Place	Mail Absentee	Early Voting Absentee	Provisional
REP Stephen M. Willman	104	85.25%		95	2	5	2
Write-In: James L. Besecker	18	14.75%		14	0	4	0
Write-In Totals	18	14.75%		14	0	4	0
Not Assigned	0	0.00%		0	0	0	0
<b>Total Votes Cast</b>	<b>122</b>	<b>100.00%</b>		<b>109</b>	<b>2</b>	<b>9</b>	<b>2</b>



**For Greenville - Auditor GREENVILLE CITY**

Vote For 1

	TOTAL	VOTE %		Polling Place	Mail Absentee	Early Voting Absentee	Provisional
REP Roxanne Willman	109	100.00%		98	2	7	2
<b>Total Votes Cast</b>	<b>109</b>	<b>100.00%</b>		<b>98</b>	<b>2</b>	<b>7</b>	<b>2</b>



**For Greenville - Treasurer GREENVILLE CITY**

Vote For 1

	TOTAL	VOTE %		Polling Place	Mail Absentee	Early Voting Absentee	Provisional
REP Rebecca Strait	107	100.00%		96	2	8	1
<b>Total Votes Cast</b>	<b>107</b>	<b>100.00%</b>		<b>96</b>	<b>2</b>	<b>8</b>	<b>1</b>



**For Greenville - Law Director GREENVILLE CITY**

Vote For 1

	TOTAL	VOTE %		Polling Place	Mail Absentee	Early Voting Absentee	Provisional
REP Michael A. Rieman	109	100.00%		100	2	5	2
<b>Total Votes Cast</b>	<b>109</b>	<b>100.00%</b>		<b>100</b>	<b>2</b>	<b>5</b>	<b>2</b>

**For Greenville City Council - 2nd Ward GREENVILLE WARD 2**

Vote For 1

	TOTAL	VOTE %		Polling Place	Mail Absentee	Early Voting Absentee	Provisional
REP Doris Howdieshell	111	100.00%		101	2	7	1
<b>Total Votes Cast</b>	<b>111</b>	<b>100.00%</b>		<b>101</b>	<b>2</b>	<b>7</b>	<b>1</b>

## 06 GREENVILLE CITY 2-C 01

### For Greenville Township - Trustee GREENVILLE TWP

Vote For 1

	TOTAL	VOTE %		Polling Place	Mail Absentee	Early Voting Absentee	Provisional
Matthew S. Kolb	106	100.00%	<div style="width: 100%; height: 10px; background-color: #ffc107;"></div>	94	2	8	2
<b>Total Votes Cast</b>	<b>106</b>	<b>100.00%</b>	<div style="width: 100%; height: 10px; background-color: #ffc107;"></div>	<b>94</b>	<b>2</b>	<b>8</b>	<b>2</b>

### For Greenville Township - Fiscal Officer GREENVILLE TWP

Vote For 1

	TOTAL	VOTE %		Polling Place	Mail Absentee	Early Voting Absentee	Provisional
Susan T. Miles	106	100.00%	<div style="width: 100%; height: 10px; background-color: #ffc107;"></div>	97	2	5	2
<b>Total Votes Cast</b>	<b>106</b>	<b>100.00%</b>	<div style="width: 100%; height: 10px; background-color: #ffc107;"></div>	<b>97</b>	<b>2</b>	<b>5</b>	<b>2</b>

### For Greenville Csd - Bd Of Ed (2) GREENVILLE CITY SD

Vote For 2

	TOTAL	VOTE %		Polling Place	Mail Absentee	Early Voting Absentee	Provisional
Jim Sommer	96	53.04%	<div style="width: 53.04%; height: 10px; background-color: #ffc107;"></div>	86	1	8	1
Melissa Riethman	85	46.96%	<div style="width: 46.96%; height: 10px; background-color: #ffc107;"></div>	79	2	4	0
<b>Total Votes Cast</b>	<b>181</b>	<b>100.00%</b>	<div style="width: 100%; height: 10px; background-color: #ffc107;"></div>	<b>165</b>	<b>3</b>	<b>12</b>	<b>1</b>

### CITY OF GREENVILLE current expenses

Vote For 1

	TOTAL	VOTE %		Polling Place	Mail Absentee	Early Voting Absentee	Provisional
For the Tax Levy	80	64.52%	<div style="width: 64.52%; height: 10px; background-color: #ffc107;"></div>	73	2	4	1
Against the Tax Levy	44	35.48%	<div style="width: 35.48%; height: 10px; background-color: #ffc107;"></div>	37	0	6	1
<b>Total Votes Cast</b>	<b>124</b>	<b>100.00%</b>	<div style="width: 100%; height: 10px; background-color: #ffc107;"></div>	<b>110</b>	<b>2</b>	<b>10</b>	<b>2</b>

### CITY OF GREENVILLE renewal

Vote For 1

	TOTAL	VOTE %		Polling Place	Mail Absentee	Early Voting Absentee	Provisional
For the Tax Levy	78	63.41%	<div style="width: 63.41%; height: 10px; background-color: #ffc107;"></div>	73	1	3	1
Against the Tax Levy	45	36.59%	<div style="width: 36.59%; height: 10px; background-color: #ffc107;"></div>	36	1	7	1
<b>Total Votes Cast</b>	<b>123</b>	<b>100.00%</b>	<div style="width: 100%; height: 10px; background-color: #ffc107;"></div>	<b>109</b>	<b>2</b>	<b>10</b>	<b>2</b>






**07 GREENVILLE CITY 3-A 01**

**Statistics**

	TOTAL	Polling Place	Mail Absentee	Early Voting Absentee	Provisional
Registered Voters - Total	641				
Ballots Cast - Total	110	95	2	11	2
Voter Turnout - Total	17.16%				



**For Greenville - Mayor GREENVILLE CITY**

Vote For 1

	TOTAL	VOTE %		Polling Place	Mail Absentee	Early Voting Absentee	Provisional
REP Stephen M. Willman	86	83.50%		73	2	10	1
Write-In: James L. Besecker	16	15.53%		15	0	1	0
Write-In Totals	17	16.50%		16	0	1	0
Not Assigned	1	0.97%		1	0	0	0
<b>Total Votes Cast</b>	<b>103</b>	<b>100.00%</b>		<b>89</b>	<b>2</b>	<b>11</b>	<b>1</b>



**For Greenville - Auditor GREENVILLE CITY**

Vote For 1

	TOTAL	VOTE %		Polling Place	Mail Absentee	Early Voting Absentee	Provisional
REP Roxanne Willman	93	100.00%		79	2	11	1
<b>Total Votes Cast</b>	<b>93</b>	<b>100.00%</b>		<b>79</b>	<b>2</b>	<b>11</b>	<b>1</b>



**For Greenville - Treasurer GREENVILLE CITY**

Vote For 1

	TOTAL	VOTE %		Polling Place	Mail Absentee	Early Voting Absentee	Provisional
REP Rebecca Strait	97	100.00%		83	2	11	1
<b>Total Votes Cast</b>	<b>97</b>	<b>100.00%</b>		<b>83</b>	<b>2</b>	<b>11</b>	<b>1</b>



**For Greenville - Law Director GREENVILLE CITY**

Vote For 1

	TOTAL	VOTE %		Polling Place	Mail Absentee	Early Voting Absentee	Provisional
REP Michael A. Rieman	97	100.00%		83	2	11	1
<b>Total Votes Cast</b>	<b>97</b>	<b>100.00%</b>		<b>83</b>	<b>2</b>	<b>11</b>	<b>1</b>

**For Greenville City Council - 3rd Ward GREENVILLE WARD 3**

Vote For 1

	TOTAL	VOTE %		Polling Place	Mail Absentee	Early Voting Absentee	Provisional
DEM Leon Rogers	68	100.00%		57	1	9	1
<b>Total Votes Cast</b>	<b>68</b>	<b>100.00%</b>		<b>57</b>	<b>1</b>	<b>9</b>	<b>1</b>

## 07 GREENVILLE CITY 3-A 01

### For Greenville Township - Trustee GREENVILLE TWP

Vote For 1

	TOTAL	VOTE %		Polling Place	Mail Absentee	Early Voting Absentee	Provisional
Matthew S. Kolb	90	100.00%	<div style="width: 100%; height: 10px; background-color: #ffc107;"></div>	79	0	10	1
<b>Total Votes Cast</b>	<b>90</b>	<b>100.00%</b>	<div style="width: 100%; height: 10px; background-color: #ffc107;"></div>	<b>79</b>	<b>0</b>	<b>10</b>	<b>1</b>

### For Greenville Township - Fiscal Officer GREENVILLE TWP

Vote For 1

	TOTAL	VOTE %		Polling Place	Mail Absentee	Early Voting Absentee	Provisional
Susan T. Miles	81	100.00%	<div style="width: 100%; height: 10px; background-color: #ffc107;"></div>	71	1	8	1
<b>Total Votes Cast</b>	<b>81</b>	<b>100.00%</b>	<div style="width: 100%; height: 10px; background-color: #ffc107;"></div>	<b>71</b>	<b>1</b>	<b>8</b>	<b>1</b>

### For Greenville Csd - Bd Of Ed (2) GREENVILLE CITY SD

Vote For 2

	TOTAL	VOTE %		Polling Place	Mail Absentee	Early Voting Absentee	Provisional
Jim Sommer	76	52.78%	<div style="width: 52.78%; height: 10px; background-color: #ffc107;"></div>	65	2	8	1
Melissa Riethman	68	47.22%	<div style="width: 47.22%; height: 10px; background-color: #ffc107;"></div>	62	0	6	0
<b>Total Votes Cast</b>	<b>144</b>	<b>100.00%</b>	<div style="width: 100%; height: 10px; background-color: #ffc107;"></div>	<b>127</b>	<b>2</b>	<b>14</b>	<b>1</b>

### CITY OF GREENVILLE current expenses

Vote For 1

	TOTAL	VOTE %		Polling Place	Mail Absentee	Early Voting Absentee	Provisional
For the Tax Levy	69	63.89%	<div style="width: 63.89%; height: 10px; background-color: #ffc107;"></div>	58	1	8	2
Against the Tax Levy	39	36.11%	<div style="width: 36.11%; height: 10px; background-color: #ffc107;"></div>	35	1	3	0
<b>Total Votes Cast</b>	<b>108</b>	<b>100.00%</b>	<div style="width: 100%; height: 10px; background-color: #ffc107;"></div>	<b>93</b>	<b>2</b>	<b>11</b>	<b>2</b>

### CITY OF GREENVILLE renewal

Vote For 1

	TOTAL	VOTE %		Polling Place	Mail Absentee	Early Voting Absentee	Provisional
For the Tax Levy	63	58.33%	<div style="width: 58.33%; height: 10px; background-color: #ffc107;"></div>	52	1	8	2
Against the Tax Levy	45	41.67%	<div style="width: 41.67%; height: 10px; background-color: #ffc107;"></div>	41	1	3	0
<b>Total Votes Cast</b>	<b>108</b>	<b>100.00%</b>	<div style="width: 100%; height: 10px; background-color: #ffc107;"></div>	<b>93</b>	<b>2</b>	<b>11</b>	<b>2</b>






**08 GREENVILLE CITY 3-B 01**

**Statistics**

	TOTAL	Polling Place	Mail Absentee	Early Voting Absentee	Provisional
Registered Voters - Total	806				
Ballots Cast - Total	91	78	4	4	5
Voter Turnout - Total	11.29%				



**For Greenville - Mayor GREENVILLE CITY**

Vote For 1

	TOTAL	VOTE %		Polling Place	Mail Absentee	Early Voting Absentee	Provisional
REP Stephen M. Willman	60	69.77%		54	4	1	1
Write-In: James L. Besecker	24	27.91%		18	0	2	4
Write-In Totals	26	30.23%		20	0	2	4
Not Assigned	2	2.33%		2	0	0	0
<b>Total Votes Cast</b>	<b>86</b>	<b>100.00%</b>		<b>74</b>	<b>4</b>	<b>3</b>	<b>5</b>



**For Greenville - Auditor GREENVILLE CITY**

Vote For 1

	TOTAL	VOTE %		Polling Place	Mail Absentee	Early Voting Absentee	Provisional
REP Roxanne Willman	72	100.00%		61	4	2	5
<b>Total Votes Cast</b>	<b>72</b>	<b>100.00%</b>		<b>61</b>	<b>4</b>	<b>2</b>	<b>5</b>



**For Greenville - Treasurer GREENVILLE CITY**

Vote For 1

	TOTAL	VOTE %		Polling Place	Mail Absentee	Early Voting Absentee	Provisional
REP Rebecca Strait	73	100.00%		62	4	2	5
<b>Total Votes Cast</b>	<b>73</b>	<b>100.00%</b>		<b>62</b>	<b>4</b>	<b>2</b>	<b>5</b>



**For Greenville - Law Director GREENVILLE CITY**

Vote For 1

	TOTAL	VOTE %		Polling Place	Mail Absentee	Early Voting Absentee	Provisional
REP Michael A. Rieman	74	100.00%		63	4	2	5
<b>Total Votes Cast</b>	<b>74</b>	<b>100.00%</b>		<b>63</b>	<b>4</b>	<b>2</b>	<b>5</b>

**For Greenville City Council - 3rd Ward GREENVILLE WARD 3**



Vote For 1

	TOTAL	VOTE %		Polling Place	Mail Absentee	Early Voting Absentee	Provisional
DEM Leon Rogers	58	100.00%		52	0	2	4
<b>Total Votes Cast</b>	<b>58</b>	<b>100.00%</b>		<b>52</b>	<b>0</b>	<b>2</b>	<b>4</b>

**08 GREENVILLE CITY 3-B 01**



**For Greenville Township - Trustee GREENVILLE TWP**

Vote For 1

	TOTAL	VOTE %		Polling Place	Mail Absentee	Early Voting Absentee	Provisional
Matthew S. Kolb	72	100.00%		63	2	2	5
<b>Total Votes Cast</b>	<b>72</b>	<b>100.00%</b>		<b>63</b>	<b>2</b>	<b>2</b>	<b>5</b>




**For Greenville Township - Fiscal Officer GREENVILLE TWP**

Vote For 1

	TOTAL	VOTE %		Polling Place	Mail Absentee	Early Voting Absentee	Provisional
Susan T. Miles	68	100.00%		59	3	2	4
<b>Total Votes Cast</b>	<b>68</b>	<b>100.00%</b>		<b>59</b>	<b>3</b>	<b>2</b>	<b>4</b>




**For Greenville Csd - Bd Of Ed (2) GREENVILLE CITY SD**

Vote For 2

	TOTAL	VOTE %		Polling Place	Mail Absentee	Early Voting Absentee	Provisional
Melissa Riethman	68	55.28%		59	2	3	4
Jim Sommer	55	44.72%		52	0	1	2
<b>Total Votes Cast</b>	<b>123</b>	<b>100.00%</b>		<b>111</b>	<b>2</b>	<b>4</b>	<b>6</b>




**CITY OF GREENVILLE current expenses**

Vote For 1

	TOTAL	VOTE %		Polling Place	Mail Absentee	Early Voting Absentee	Provisional
For the Tax Levy	47	51.65%		38	3	1	5
Against the Tax Levy	44	48.35%		40	1	3	0
<b>Total Votes Cast</b>	<b>91</b>	<b>100.00%</b>		<b>78</b>	<b>4</b>	<b>4</b>	<b>5</b>

**CITY OF GREENVILLE renewal**

Vote For 1

	TOTAL	VOTE %		Polling Place	Mail Absentee	Early Voting Absentee	Provisional
Against the Tax Levy	44	50.57%		38	1	3	2
For the Tax Levy	43	49.43%		36	3	1	3
<b>Total Votes Cast</b>	<b>87</b>	<b>100.00%</b>		<b>74</b>	<b>4</b>	<b>4</b>	<b>5</b>








**09 GREENVILLE CITY 3-C 01**

**Statistics**

	TOTAL	Polling Place	Mail Absentee	Early Voting Absentee	Provisional
Registered Voters - Total	1,079				
Ballots Cast - Total	249	193	17	34	5
Voter Turnout - Total	23.08%				



**For Greenville - Mayor GREENVILLE CITY**

Vote For 1

	TOTAL	VOTE %		Polling Place	Mail Absentee	Early Voting Absentee	Provisional
REP Stephen M. Willman	189	80.43%		147	15	23	4
Write-In: James L. Besecker	44	18.72%		36	0	8	0
Write-In Totals	46	19.57%		37	0	9	0
Not Assigned	2	0.85%		1	0	1	0
<b>Total Votes Cast</b>	<b>235</b>	<b>100.00%</b>		<b>184</b>	<b>15</b>	<b>32</b>	<b>4</b>



**For Greenville - Auditor GREENVILLE CITY**

Vote For 1

	TOTAL	VOTE %		Polling Place	Mail Absentee	Early Voting Absentee	Provisional
REP Roxanne Willman	208	100.00%		161	16	28	3
<b>Total Votes Cast</b>	<b>208</b>	<b>100.00%</b>		<b>161</b>	<b>16</b>	<b>28</b>	<b>3</b>



**For Greenville - Treasurer GREENVILLE CITY**

Vote For 1

	TOTAL	VOTE %		Polling Place	Mail Absentee	Early Voting Absentee	Provisional
REP Rebecca Strait	212	100.00%		166	17	25	4
<b>Total Votes Cast</b>	<b>212</b>	<b>100.00%</b>		<b>166</b>	<b>17</b>	<b>25</b>	<b>4</b>



**For Greenville - Law Director GREENVILLE CITY**

Vote For 1

	TOTAL	VOTE %		Polling Place	Mail Absentee	Early Voting Absentee	Provisional
REP Michael A. Rieman	212	100.00%		166	16	26	4
<b>Total Votes Cast</b>	<b>212</b>	<b>100.00%</b>		<b>166</b>	<b>16</b>	<b>26</b>	<b>4</b>

**For Greenville City Council - 3rd Ward GREENVILLE WARD 3**



Vote For 1

	TOTAL	VOTE %		Polling Place	Mail Absentee	Early Voting Absentee	Provisional
DEM Leon Rogers	166	100.00%		128	13	22	3
<b>Total Votes Cast</b>	<b>166</b>	<b>100.00%</b>		<b>128</b>	<b>13</b>	<b>22</b>	<b>3</b>

## 09 GREENVILLE CITY 3-C 01



### For Greenville Township - Trustee GREENVILLE TWP

Vote For 1

	TOTAL	VOTE %		Polling Place	Mail Absentee	Early Voting Absentee	Provisional
Matthew S. Kolb	209	100.00%		163	16	26	4
<b>Total Votes Cast</b>	<b>209</b>	<b>100.00%</b>		<b>163</b>	<b>16</b>	<b>26</b>	<b>4</b>




### For Greenville Township - Fiscal Officer GREENVILLE TWP

Vote For 1

	TOTAL	VOTE %		Polling Place	Mail Absentee	Early Voting Absentee	Provisional
Susan T. Miles	202	100.00%		158	16	25	3
<b>Total Votes Cast</b>	<b>202</b>	<b>100.00%</b>		<b>158</b>	<b>16</b>	<b>25</b>	<b>3</b>




### For Greenville Csd - Bd Of Ed (2) GREENVILLE CITY SD

Vote For 2

	TOTAL	VOTE %		Polling Place	Mail Absentee	Early Voting Absentee	Provisional
Jim Sommer	172	51.34%		131	15	24	2
Melissa Riethman	163	48.66%		124	16	21	2
<b>Total Votes Cast</b>	<b>335</b>	<b>100.00%</b>		<b>255</b>	<b>31</b>	<b>45</b>	<b>4</b>




### CITY OF GREENVILLE current expenses

Vote For 1

	TOTAL	VOTE %		Polling Place	Mail Absentee	Early Voting Absentee	Provisional
For the Tax Levy	155	64.32%		120	13	19	3
Against the Tax Levy	86	35.68%		67	4	13	2
<b>Total Votes Cast</b>	<b>241</b>	<b>100.00%</b>		<b>187</b>	<b>17</b>	<b>32</b>	<b>5</b>

### CITY OF GREENVILLE renewal

Vote For 1

	TOTAL	VOTE %		Polling Place	Mail Absentee	Early Voting Absentee	Provisional
For the Tax Levy	146	60.83%		112	13	18	3
Against the Tax Levy	94	39.17%		73	4	15	2
<b>Total Votes Cast</b>	<b>240</b>	<b>100.00%</b>		<b>185</b>	<b>17</b>	<b>33</b>	<b>5</b>






## 10 GREENVILLE CITY 4-A 01

### Statistics

	TOTAL	Polling Place	Mail Absentee	Early Voting Absentee	Provisional
Registered Voters - Total	590				
Ballots Cast - Total	85	60	4	19	2
Voter Turnout - Total	14.41%				



#### For Greenville - Mayor GREENVILLE CITY

Vote For 1

	TOTAL	VOTE %		Polling Place	Mail Absentee	Early Voting Absentee	Provisional
REP Stephen M. Willman	50	64.94%		36	3	9	2
Write-In: James L. Besecker	27	35.06%		17	1	9	0
Write-In Totals	27	35.06%		17	1	9	0
Not Assigned	0	0.00%		0	0	0	0
<b>Total Votes Cast</b>	<b>77</b>	<b>100.00%</b>		<b>53</b>	<b>4</b>	<b>18</b>	<b>2</b>



#### For Greenville - Auditor GREENVILLE CITY

Vote For 1

	TOTAL	VOTE %		Polling Place	Mail Absentee	Early Voting Absentee	Provisional
REP Roxanne Willman	64	100.00%		45	4	13	2
<b>Total Votes Cast</b>	<b>64</b>	<b>100.00%</b>		<b>45</b>	<b>4</b>	<b>13</b>	<b>2</b>



#### For Greenville - Treasurer GREENVILLE CITY

Vote For 1

	TOTAL	VOTE %		Polling Place	Mail Absentee	Early Voting Absentee	Provisional
REP Rebecca Strait	66	100.00%		47	4	13	2
<b>Total Votes Cast</b>	<b>66</b>	<b>100.00%</b>		<b>47</b>	<b>4</b>	<b>13</b>	<b>2</b>



#### For Greenville - Law Director GREENVILLE CITY

Vote For 1

	TOTAL	VOTE %		Polling Place	Mail Absentee	Early Voting Absentee	Provisional
REP Michael A. Rieman	66	100.00%		47	4	13	2
<b>Total Votes Cast</b>	<b>66</b>	<b>100.00%</b>		<b>47</b>	<b>4</b>	<b>13</b>	<b>2</b>

#### For Greenville City Council - 4th Ward GREENVILLE WARD 4

Vote For 1

	TOTAL	VOTE %		Polling Place	Mail Absentee	Early Voting Absentee	Provisional
REP Matthew Staugler	64	100.00%		46	4	12	2
<b>Total Votes Cast</b>	<b>64</b>	<b>100.00%</b>		<b>46</b>	<b>4</b>	<b>12</b>	<b>2</b>

## 10 GREENVILLE CITY 4-A 01

### For Greenville Township - Trustee GREENVILLE TWP

Vote For 1

	TOTAL	VOTE %		Polling Place	Mail Absentee	Early Voting Absentee	Provisional
Matthew S. Kolb	68	100.00%	<div style="width: 100%; height: 10px; background-color: #ffc107;"></div>	47	4	15	2
<b>Total Votes Cast</b>	<b>68</b>	<b>100.00%</b>	<div style="width: 100%; height: 10px; background-color: #ffc107;"></div>	<b>47</b>	<b>4</b>	<b>15</b>	<b>2</b>

### For Greenville Township - Fiscal Officer GREENVILLE TWP

Vote For 1

	TOTAL	VOTE %		Polling Place	Mail Absentee	Early Voting Absentee	Provisional
Susan T. Miles	67	100.00%	<div style="width: 100%; height: 10px; background-color: #ffc107;"></div>	46	4	15	2
<b>Total Votes Cast</b>	<b>67</b>	<b>100.00%</b>	<div style="width: 100%; height: 10px; background-color: #ffc107;"></div>	<b>46</b>	<b>4</b>	<b>15</b>	<b>2</b>

### For Greenville Csd - Bd Of Ed (2) GREENVILLE CITY SD

Vote For 2

	TOTAL	VOTE %		Polling Place	Mail Absentee	Early Voting Absentee	Provisional
Melissa Riethman	61	53.51%	<div style="width: 53.51%; height: 10px; background-color: #ffc107;"></div>	41	2	16	2
Jim Sommer	53	46.49%	<div style="width: 46.49%; height: 10px; background-color: #ffc107;"></div>	35	1	16	1
<b>Total Votes Cast</b>	<b>114</b>	<b>100.00%</b>	<div style="width: 100%; height: 10px; background-color: #ffc107;"></div>	<b>76</b>	<b>3</b>	<b>32</b>	<b>3</b>

### CITY OF GREENVILLE current expenses

Vote For 1

	TOTAL	VOTE %		Polling Place	Mail Absentee	Early Voting Absentee	Provisional
Against the Tax Levy	44	52.38%	<div style="width: 52.38%; height: 10px; background-color: #ffc107;"></div>	31	1	11	1
For the Tax Levy	40	47.62%	<div style="width: 47.62%; height: 10px; background-color: #ffc107;"></div>	28	3	8	1
<b>Total Votes Cast</b>	<b>84</b>	<b>100.00%</b>	<div style="width: 100%; height: 10px; background-color: #ffc107;"></div>	<b>59</b>	<b>4</b>	<b>19</b>	<b>2</b>

### CITY OF GREENVILLE renewal

Vote For 1

	TOTAL	VOTE %		Polling Place	Mail Absentee	Early Voting Absentee	Provisional
Against the Tax Levy	43	52.44%	<div style="width: 52.44%; height: 10px; background-color: #ffc107;"></div>	31	1	10	1
For the Tax Levy	39	47.56%	<div style="width: 47.56%; height: 10px; background-color: #ffc107;"></div>	27	2	9	1
<b>Total Votes Cast</b>	<b>82</b>	<b>100.00%</b>	<div style="width: 100%; height: 10px; background-color: #ffc107;"></div>	<b>58</b>	<b>3</b>	<b>19</b>	<b>2</b>






## 11 GREENVILLE CITY 4-B 01

### Statistics

	TOTAL	Polling Place	Mail Absentee	Early Voting Absentee	Provisional
Registered Voters - Total	862				
Ballots Cast - Total	202	142	7	50	3
Voter Turnout - Total	23.43%				



#### For Greenville - Mayor GREENVILLE CITY

Vote For 1

	TOTAL	VOTE %		Polling Place	Mail Absentee	Early Voting Absentee	Provisional
REP Stephen M. Willman	155	83.33%		114	5	33	3
Write-In: James L. Besecker	29	15.59%		17	1	11	0
Write-In Totals	31	16.67%		18	1	12	0
Not Assigned	2	1.08%		1	0	1	0
<b>Total Votes Cast</b>	<b>186</b>	<b>100.00%</b>		<b>132</b>	<b>6</b>	<b>45</b>	<b>3</b>



#### For Greenville - Auditor GREENVILLE CITY

Vote For 1

	TOTAL	VOTE %		Polling Place	Mail Absentee	Early Voting Absentee	Provisional
REP Roxanne Willman	171	100.00%		121	5	43	2
<b>Total Votes Cast</b>	<b>171</b>	<b>100.00%</b>		<b>121</b>	<b>5</b>	<b>43</b>	<b>2</b>



#### For Greenville - Treasurer GREENVILLE CITY

Vote For 1

	TOTAL	VOTE %		Polling Place	Mail Absentee	Early Voting Absentee	Provisional
REP Rebecca Strait	169	100.00%		120	5	42	2
<b>Total Votes Cast</b>	<b>169</b>	<b>100.00%</b>		<b>120</b>	<b>5</b>	<b>42</b>	<b>2</b>



#### For Greenville - Law Director GREENVILLE CITY

Vote For 1

	TOTAL	VOTE %		Polling Place	Mail Absentee	Early Voting Absentee	Provisional
REP Michael A. Rieman	162	100.00%		115	5	39	3
<b>Total Votes Cast</b>	<b>162</b>	<b>100.00%</b>		<b>115</b>	<b>5</b>	<b>39</b>	<b>3</b>

#### For Greenville City Council - 4th Ward GREENVILLE WARD 4



Vote For 1

	TOTAL	VOTE %		Polling Place	Mail Absentee	Early Voting Absentee	Provisional
REP Matthew Staugler	160	100.00%		117	5	35	3
<b>Total Votes Cast</b>	<b>160</b>	<b>100.00%</b>		<b>117</b>	<b>5</b>	<b>35</b>	<b>3</b>

## 11 GREENVILLE CITY 4-B 01



### For Greenville Township - Trustee GREENVILLE TWP

Vote For 1

	TOTAL	VOTE %		Polling Place	Mail Absentee	Early Voting Absentee	Provisional
Matthew S. Kolb	171	100.00%		122	5	42	2
<b>Total Votes Cast</b>	<b>171</b>	<b>100.00%</b>		<b>122</b>	<b>5</b>	<b>42</b>	<b>2</b>




### For Greenville Township - Fiscal Officer GREENVILLE TWP

Vote For 1

	TOTAL	VOTE %		Polling Place	Mail Absentee	Early Voting Absentee	Provisional
Susan T. Miles	169	100.00%		120	5	42	2
<b>Total Votes Cast</b>	<b>169</b>	<b>100.00%</b>		<b>120</b>	<b>5</b>	<b>42</b>	<b>2</b>




### For Greenville Csd - Bd Of Ed (2) GREENVILLE CITY SD

Vote For 2

	TOTAL	VOTE %		Polling Place	Mail Absentee	Early Voting Absentee	Provisional
Jim Sommer	145	51.79%		106	4	32	3
Melissa Riethman	135	48.21%		95	5	35	0
<b>Total Votes Cast</b>	<b>280</b>	<b>100.00%</b>		<b>201</b>	<b>9</b>	<b>67</b>	<b>3</b>




### CITY OF GREENVILLE current expenses

Vote For 1

	TOTAL	VOTE %		Polling Place	Mail Absentee	Early Voting Absentee	Provisional
For the Tax Levy	135	67.84%		93	7	32	3
Against the Tax Levy	64	32.16%		46	0	18	0
<b>Total Votes Cast</b>	<b>199</b>	<b>100.00%</b>		<b>139</b>	<b>7</b>	<b>50</b>	<b>3</b>

### CITY OF GREENVILLE renewal

Vote For 1

	TOTAL	VOTE %		Polling Place	Mail Absentee	Early Voting Absentee	Provisional
For the Tax Levy	120	61.22%		84	4	29	3
Against the Tax Levy	76	38.78%		54	3	19	0
<b>Total Votes Cast</b>	<b>196</b>	<b>100.00%</b>		<b>138</b>	<b>7</b>	<b>48</b>	<b>3</b>






## 12 GREENVILLE CITY 4-C 01

### Statistics

	TOTAL	Polling Place	Mail Absentee	Early Voting Absentee	Provisional
Registered Voters - Total	481				
Ballots Cast - Total	99	65	8	22	4
Voter Turnout - Total	20.58%				



#### For Greenville - Mayor GREENVILLE CITY

Vote For 1

	TOTAL	VOTE %		Polling Place	Mail Absentee	Early Voting Absentee	Provisional
REP Stephen M. Willman	68	80.00%		48	5	14	1
Write-In: James L. Besecker	16	18.82%		12	0	2	2
Write-In Totals	17	20.00%		12	0	3	2
Not Assigned	1	1.18%		0	0	1	0
<b>Total Votes Cast</b>	<b>85</b>	<b>100.00%</b>		<b>60</b>	<b>5</b>	<b>17</b>	<b>3</b>



#### For Greenville - Auditor GREENVILLE CITY

Vote For 1

	TOTAL	VOTE %		Polling Place	Mail Absentee	Early Voting Absentee	Provisional
REP Roxanne Willman	75	100.00%		52	5	16	2
<b>Total Votes Cast</b>	<b>75</b>	<b>100.00%</b>		<b>52</b>	<b>5</b>	<b>16</b>	<b>2</b>



#### For Greenville - Treasurer GREENVILLE CITY

Vote For 1

	TOTAL	VOTE %		Polling Place	Mail Absentee	Early Voting Absentee	Provisional
REP Rebecca Strait	73	100.00%		49	5	17	2
<b>Total Votes Cast</b>	<b>73</b>	<b>100.00%</b>		<b>49</b>	<b>5</b>	<b>17</b>	<b>2</b>



#### For Greenville - Law Director GREENVILLE CITY

Vote For 1

	TOTAL	VOTE %		Polling Place	Mail Absentee	Early Voting Absentee	Provisional
REP Michael A. Rieman	77	100.00%		53	5	17	2
<b>Total Votes Cast</b>	<b>77</b>	<b>100.00%</b>		<b>53</b>	<b>5</b>	<b>17</b>	<b>2</b>

#### For Greenville City Council - 4th Ward GREENVILLE WARD 4



Vote For 1

	TOTAL	VOTE %		Polling Place	Mail Absentee	Early Voting Absentee	Provisional
REP Matthew Staugler	73	100.00%		50	5	16	2
<b>Total Votes Cast</b>	<b>73</b>	<b>100.00%</b>		<b>50</b>	<b>5</b>	<b>16</b>	<b>2</b>

## 12 GREENVILLE CITY 4-C 01



### For Greenville Township - Trustee GREENVILLE TWP

Vote For 1

	TOTAL	VOTE %		Polling Place	Mail Absentee	Early Voting Absentee	Provisional
Matthew S. Kolb	77	100.00%		53	5	17	2
<b>Total Votes Cast</b>	<b>77</b>	<b>100.00%</b>		<b>53</b>	<b>5</b>	<b>17</b>	<b>2</b>




### For Greenville Township - Fiscal Officer GREENVILLE TWP

Vote For 1

	TOTAL	VOTE %		Polling Place	Mail Absentee	Early Voting Absentee	Provisional
Susan T. Miles	73	100.00%		51	5	15	2
<b>Total Votes Cast</b>	<b>73</b>	<b>100.00%</b>		<b>51</b>	<b>5</b>	<b>15</b>	<b>2</b>




### For Greenville Csd - Bd Of Ed (2) GREENVILLE CITY SD

Vote For 2

	TOTAL	VOTE %		Polling Place	Mail Absentee	Early Voting Absentee	Provisional
Jim Sommer	65	50.39%		46	5	13	1
Melissa Riethman	64	49.61%		39	4	18	3
<b>Total Votes Cast</b>	<b>129</b>	<b>100.00%</b>		<b>85</b>	<b>9</b>	<b>31</b>	<b>4</b>




### CITY OF GREENVILLE current expenses

Vote For 1

	TOTAL	VOTE %		Polling Place	Mail Absentee	Early Voting Absentee	Provisional
For the Tax Levy	62	63.92%		42	6	12	2
Against the Tax Levy	35	36.08%		21	2	10	2
<b>Total Votes Cast</b>	<b>97</b>	<b>100.00%</b>		<b>63</b>	<b>8</b>	<b>22</b>	<b>4</b>

### CITY OF GREENVILLE renewal

Vote For 1

	TOTAL	VOTE %		Polling Place	Mail Absentee	Early Voting Absentee	Provisional
For the Tax Levy	59	60.20%		41	5	11	2
Against the Tax Levy	39	39.80%		23	3	11	2
<b>Total Votes Cast</b>	<b>98</b>	<b>100.00%</b>		<b>64</b>	<b>8</b>	<b>22</b>	<b>4</b>





### 13 ADAMS EAST & BRADFORD 01

#### Statistics

	TOTAL	Polling Place	Mail Absentee	Early Voting Absentee	Provisional
Registered Voters - Total	936				
Ballots Cast - Total	102	93	3	4	2
Voter Turnout - Total	10.90%				



#### For Bradford Village - Mayor BRADFORD

Vote For 1

	TOTAL	VOTE %		Polling Place	Mail Absentee	Early Voting Absentee	Provisional
Don Stump	43	100.00%		42	0	1	0
<b>Total Votes Cast</b>	<b>43</b>	<b>100.00%</b>		<b>42</b>	<b>0</b>	<b>1</b>	<b>0</b>




#### For Bradford Village - Clerk/treasurer BRADFORD

Vote For 1

	TOTAL	VOTE %		Polling Place	Mail Absentee	Early Voting Absentee	Provisional
Brenda Selanders	42	100.00%		41	0	1	0
<b>Total Votes Cast</b>	<b>42</b>	<b>100.00%</b>		<b>41</b>	<b>0</b>	<b>1</b>	<b>0</b>



#### For Bradford Village - Council BRADFORD

Vote For 2

	TOTAL	VOTE %		Polling Place	Mail Absentee	Early Voting Absentee	Provisional
Robert L. Daugherty	43	58.11%		42	0	1	0
Galen A. Balmert	31	41.89%		30	0	1	0
<b>Total Votes Cast</b>	<b>74</b>	<b>100.00%</b>		<b>72</b>	<b>0</b>	<b>2</b>	<b>0</b>



#### For Adams Township - Trustee ADAMS TWP

Vote For 1

	TOTAL	VOTE %		Polling Place	Mail Absentee	Early Voting Absentee	Provisional
Dave W. Brewer	89	100.00%		83	0	4	2
<b>Total Votes Cast</b>	<b>89</b>	<b>100.00%</b>		<b>83</b>	<b>0</b>	<b>4</b>	<b>2</b>



#### For Adams Township - Trustees ADAMS TWP

Vote For 1

	TOTAL	VOTE %		Polling Place	Mail Absentee	Early Voting Absentee	Provisional
Donald Lecklider	82	100.00%		77	0	4	1
<b>Total Votes Cast</b>	<b>82</b>	<b>100.00%</b>		<b>77</b>	<b>0</b>	<b>4</b>	<b>1</b>

#### For Adams Township - Fiscal Officer ADAMS TWP




Vote For 1

	TOTAL	VOTE %		Polling Place	Mail Absentee	Early Voting Absentee	Provisional
Charity Hutt	78	100.00%		73	0	4	1
<b>Total Votes Cast</b>	<b>78</b>	<b>100.00%</b>		<b>73</b>	<b>0</b>	<b>4</b>	<b>1</b>

### 13 ADAMS EAST & BRADFORD 01




#### For Bradford Evsd - Bd Of Ed (2) BRADFORD EXEMPTED SD

Vote For 2

	TOTAL	VOTE %		Polling Place	Mail Absentee	Early Voting Absentee	Provisional
Scott Swabb	68	56.20%		64	0	2	2
Maria A. Brewer	53	43.80%		52	0	0	1
<b>Total Votes Cast</b>	<b>121</b>	<b>100.00%</b>		<b>116</b>	<b>0</b>	<b>2</b>	<b>3</b>




#### For Greenville Csd - Bd Of Ed (2) GREENVILLE CITY SD

Vote For 2

	TOTAL	VOTE %		Polling Place	Mail Absentee	Early Voting Absentee	Provisional
Melissa Riethman	8	50.00%		8	0	0	0
Jim Sommer	8	50.00%		8	0	0	0
<b>Total Votes Cast</b>	<b>16</b>	<b>100.00%</b>		<b>16</b>	<b>0</b>	<b>0</b>	<b>0</b>




#### For Versailles EVSD - Bd Of Ed

Vote For 2

	TOTAL	VOTE %		Polling Place	Mail Absentee	Early Voting Absentee	Provisional
Hope Batty	4	50.00%		0	3	1	0
Jacob Broering	4	50.00%		0	3	1	0
<b>Total Votes Cast</b>	<b>8</b>	<b>100.00%</b>		<b>0</b>	<b>6</b>	<b>2</b>	<b>0</b>

#### Upper Valley Career Center

Vote For 1

	TOTAL	VOTE %		Polling Place	Mail Absentee	Early Voting Absentee	Provisional
FOR THE TAX LEVY	44	51.16%		42	0	2	0
AGAINST THE TAX LEVY	42	48.84%		40	0	0	2
<b>Total Votes Cast</b>	<b>86</b>	<b>100.00%</b>		<b>82</b>	<b>0</b>	<b>2</b>	<b>2</b>



## 14 ADAMS WEST & GETTYSBURG 01

### Statistics

	TOTAL	Polling Place	Mail Absentee	Early Voting Absentee	Provisional
Registered Voters - Total	1,079				
Ballots Cast - Total	153	141	4	8	0
Voter Turnout - Total	14.18%				




#### For Gettysburg Village - Mayor GETTYSBURG

Vote For 1

	TOTAL	VOTE %		Polling Place	Mail Absentee	Early Voting Absentee	Provisional
Donnie L. Harmon	37	100.00%		35	2	0	0
<b>Total Votes Cast</b>	<b>37</b>	<b>100.00%</b>		<b>35</b>	<b>2</b>	<b>0</b>	<b>0</b>



#### For Gettysburg Village - Council GETTYSBURG

Vote For 2

	TOTAL	VOTE %		Polling Place	Mail Absentee	Early Voting Absentee	Provisional
Timothy Bryan	30	50.00%		30	0	0	0
Cheryl A. Byers	30	50.00%		28	2	0	0
<b>Total Votes Cast</b>	<b>60</b>	<b>100.00%</b>		<b>58</b>	<b>2</b>	<b>0</b>	<b>0</b>



#### For Adams Township - Trustee ADAMS TWP

Vote For 1

	TOTAL	VOTE %		Polling Place	Mail Absentee	Early Voting Absentee	Provisional
Dave W. Brewer	144	100.00%		133	3	8	0
<b>Total Votes Cast</b>	<b>144</b>	<b>100.00%</b>		<b>133</b>	<b>3</b>	<b>8</b>	<b>0</b>



#### For Adams Township - Trustees ADAMS TWP

Vote For 1

	TOTAL	VOTE %		Polling Place	Mail Absentee	Early Voting Absentee	Provisional
Donald Lecklider	139	100.00%		128	3	8	0
<b>Total Votes Cast</b>	<b>139</b>	<b>100.00%</b>		<b>128</b>	<b>3</b>	<b>8</b>	<b>0</b>

#### For Adams Township - Fiscal Officer ADAMS TWP

Vote For 1

	TOTAL	VOTE %		Polling Place	Mail Absentee	Early Voting Absentee	Provisional
Charity Hutt	134	100.00%		123	3	8	0
<b>Total Votes Cast</b>	<b>134</b>	<b>100.00%</b>		<b>123</b>	<b>3</b>	<b>8</b>	<b>0</b>

#### For Bradford Evsd - Bd Of Ed (2) BRADFORD EXEMPTED SD




Vote For 2

	TOTAL	VOTE %		Polling Place	Mail Absentee	Early Voting Absentee	Provisional
Maria A. Brewer	0			0	0	0	0
Scott Swabb	0			0	0	0	0
<b>Total Votes Cast</b>	<b>0</b>			<b>0</b>	<b>0</b>	<b>0</b>	<b>0</b>

## 14 ADAMS WEST & GETTYSBURG 01

### For Greenville Csd - Bd Of Ed (2) GREENVILLE CITY SD

Vote For 2

	TOTAL	VOTE %		Polling Place	Mail Absentee	Early Voting Absentee	Provisional
Melissa Riethman	118	51.30%		112	1	5	0
Jim Sommer	112	48.70%		106	1	5	0
<b>Total Votes Cast</b>	<b>230</b>	<b>100.00%</b>		<b>218</b>	<b>2</b>	<b>10</b>	<b>0</b>

### For Versailles EVSD - Bd Of Ed

Vote For 2

	TOTAL	VOTE %		Polling Place	Mail Absentee	Early Voting Absentee	Provisional
Hope Batty	0			0	0	0	0
Jacob Broering	0			0	0	0	0
<b>Total Votes Cast</b>	<b>0</b>			<b>0</b>	<b>0</b>	<b>0</b>	<b>0</b>

### Upper Valley Career Center

Vote For 1

	TOTAL	VOTE %		Polling Place	Mail Absentee	Early Voting Absentee	Provisional
FOR THE TAX LEVY	0			0	0	0	0
AGAINST THE TAX LEVY	0			0	0	0	0
<b>Total Votes Cast</b>	<b>0</b>			<b>0</b>	<b>0</b>	<b>0</b>	<b>0</b>





## 15 ALLEN TWP NEW WESTON & ROSSBURG 01

### Statistics

	TOTAL	Polling Place	Mail Absentee	Early Voting Absentee	Provisional
Registered Voters - Total	674				
Ballots Cast - Total	174	160	3	10	1
Voter Turnout - Total	25.82%				

#### For Burkettsville Village - Mayor BURKETTSSVILLE VILL

Vote For 1

	TOTAL	VOTE %		Polling Place	Mail Absentee	Early Voting Absentee	Provisional
Write-In: Joseph T. Stammen	1	33.33%		1	0	0	0
Write-In Totals	3	100.00%		3	0	0	0
Not Assigned	2	66.67%		2	0	0	0
<b>Total Votes Cast</b>	<b>3</b>	<b>100.00%</b>		<b>3</b>	<b>0</b>	<b>0</b>	<b>0</b>



#### For Burkettsville Village - Council BURKETTSSVILLE VILL

Vote For 2

	TOTAL	VOTE %		Polling Place	Mail Absentee	Early Voting Absentee	Provisional
No Valid Petition Filed	0			0	0	0	0
No Valid Petition Filed	0			0	0	0	0
<b>Total Votes Cast</b>	<b>0</b>			<b>0</b>	<b>0</b>	<b>0</b>	<b>0</b>

#### For New Weston Village - Mayor NEW WESTON

Vote For 1

	TOTAL	VOTE %		Polling Place	Mail Absentee	Early Voting Absentee	Provisional
Bradley C. Birt	14	100.00%		13	0	0	1
<b>Total Votes Cast</b>	<b>14</b>	<b>100.00%</b>		<b>13</b>	<b>0</b>	<b>0</b>	<b>1</b>






#### For New Weston Village - Council NEW WESTON

Vote For 2

	TOTAL	VOTE %		Polling Place	Mail Absentee	Early Voting Absentee	Provisional
No Valid Petition Filed	0			0	0	0	0
No Valid Petition Filed	0			0	0	0	0
<b>Total Votes Cast</b>	<b>0</b>			<b>0</b>	<b>0</b>	<b>0</b>	<b>0</b>

#### For Rossburg Village - Mayor ROSSBURG

Vote For 1

	TOTAL	VOTE %		Polling Place	Mail Absentee	Early Voting Absentee	Provisional
Write-In: Danny Howe	4	57.14%		1	0	3	0
No Valid Petition Filed	0	0.00%		0	0	0	0
Write-In Totals	7	100.00%		4	0	3	0
Not Assigned	3	42.86%		3	0	0	0
<b>Total Votes Cast</b>	<b>7</b>	<b>100.00%</b>		<b>4</b>	<b>0</b>	<b>3</b>	<b>0</b>

## 15 ALLEN TWP NEW WESTON & ROSSBURG 01

### For Rossburg Village - Council ROSSBURG

Vote For 2

	TOTAL	VOTE %		Polling Place	Mail Absentee	Early Voting Absentee	Provisional
No Valid Petition Filed	0			0	0	0	0
No Valid Petition Filed	0			0	0	0	0
<b>Total Votes Cast</b>	<b>0</b>			<b>0</b>	<b>0</b>	<b>0</b>	<b>0</b>

### For Allen Township - Trustee ALLEN TWP

Vote For 1

	TOTAL	VOTE %		Polling Place	Mail Absentee	Early Voting Absentee	Provisional
Chris A. Mestemaker	161	100.00%	<div style="width: 100%; height: 10px; background-color: #ffc107;"></div>	150	1	9	1
<b>Total Votes Cast</b>	<b>161</b>	<b>100.00%</b>		<b>150</b>	<b>1</b>	<b>9</b>	<b>1</b>

### For Allen Township - Fiscal Officer ALLEN TWP

Vote For 1

	TOTAL	VOTE %		Polling Place	Mail Absentee	Early Voting Absentee	Provisional
Patricia J. Kaiser	158	100.00%	<div style="width: 100%; height: 10px; background-color: #ffc107;"></div>	145	3	9	1
<b>Total Votes Cast</b>	<b>158</b>	<b>100.00%</b>		<b>145</b>	<b>3</b>	<b>9</b>	<b>1</b>

### For Darke County Educational Service Center Board DARKE CO BD OF EDUC

Vote For 2

	TOTAL	VOTE %		Polling Place	Mail Absentee	Early Voting Absentee	Provisional
Kent A. James	118	100.00%	<div style="width: 100%; height: 10px; background-color: #ffc107;"></div>	108	3	6	1
No Valid Petition Filed	0	0.00%	<div style="width: 0%; height: 10px; background-color: #6c757d;"></div>	0	0	0	0
<b>Total Votes Cast</b>	<b>118</b>	<b>100.00%</b>		<b>108</b>	<b>3</b>	<b>6</b>	<b>1</b>

### For Darke County Board of Educational Service Center Board Unexpired DARKE CO BD OF EDUC

Vote For 1

	TOTAL	VOTE %		Polling Place	Mail Absentee	Early Voting Absentee	Provisional
Chad Booher	110	100.00%	<div style="width: 100%; height: 10px; background-color: #ffc107;"></div>	100	1	8	1
<b>Total Votes Cast</b>	<b>110</b>	<b>100.00%</b>		<b>100</b>	<b>1</b>	<b>8</b>	<b>1</b>

### For Mercer County Educational Service Center Board MERCER CO BD OF ED

Vote For 2

	TOTAL	VOTE %		Polling Place	Mail Absentee	Early Voting Absentee	Provisional
Melissa Hoying	27	100.00%	<div style="width: 100%; height: 10px; background-color: #ffc107;"></div>	27	0	0	0
Write-In Totals	0	0.00%	<div style="width: 0%; height: 10px; background-color: #6c757d;"></div>	0	0	0	0
Not Assigned	0	0.00%	<div style="width: 0%; height: 10px; background-color: #6c757d;"></div>	0	0	0	0
<b>Total Votes Cast</b>	<b>27</b>	<b>100.00%</b>		<b>27</b>	<b>0</b>	<b>0</b>	<b>0</b>

## 15 ALLEN TWP NEW WESTON & ROSSBURG 01

### For Mercer County Board of Educational Service Center Board Unexpired MERCER CO BD OF ED

Vote For 1

	TOTAL	VOTE %		Polling Place	Mail Absentee	Early Voting Absentee	Provisional
Curtis Hayes	25	100.00%	<div style="width: 100%; height: 10px; background-color: #ffc107;"></div>	25	0	0	0
<b>Total Votes Cast</b>	<b>25</b>	<b>100.00%</b>		<b>25</b>	<b>0</b>	<b>0</b>	<b>0</b>

### For Ansonia Lsd - Bd Of Ed (3) ANSONIA LSD

Vote For 3

	TOTAL	VOTE %		Polling Place	Mail Absentee	Early Voting Absentee	Provisional
Joey Schmitmeyer	87	55.77%	<div style="width: 55.77%; height: 10px; background-color: #ffc107;"></div>	78	0	8	1
Ronald L. Barga, II	69	44.23%	<div style="width: 44.23%; height: 10px; background-color: #ffc107;"></div>	62	0	6	1
No Valid Petition Filed	0	0.00%	<div style="width: 0%; height: 10px; background-color: #ffc107;"></div>	0	0	0	0
<b>Total Votes Cast</b>	<b>156</b>	<b>100.00%</b>		<b>140</b>	<b>0</b>	<b>14</b>	<b>2</b>

### For Ft. Recovery Lsd - Bd Of Ed (3) FT RECOVERY LSD

Vote For 3

	TOTAL	VOTE %		Polling Place	Mail Absentee	Early Voting Absentee	Provisional
Mike Grube	3	42.86%	<div style="width: 42.86%; height: 10px; background-color: #ffc107;"></div>	3	0	0	0
Anne Guggenbiller	2	28.57%	<div style="width: 28.57%; height: 10px; background-color: #ffc107;"></div>	2	0	0	0
Jake Dean Knapke	1	14.29%	<div style="width: 14.29%; height: 10px; background-color: #ffc107;"></div>	1	0	0	0
Don Wendel	1	14.29%	<div style="width: 14.29%; height: 10px; background-color: #ffc107;"></div>	1	0	0	0
Jerry Byram	0	0.00%	<div style="width: 0%; height: 10px; background-color: #ffc107;"></div>	0	0	0	0
<b>Total Votes Cast</b>	<b>7</b>	<b>100.00%</b>		<b>7</b>	<b>0</b>	<b>0</b>	<b>0</b>

### For Mississinawa Valley Lsd - Bd Of Ed (3) MISSISSINAWA LSD

Vote For 3

	TOTAL	VOTE %		Polling Place	Mail Absentee	Early Voting Absentee	Provisional
Todd W. Grow	40	37.04%	<div style="width: 37.04%; height: 10px; background-color: #ffc107;"></div>	35	3	2	0
Jessica L. Gower	36	33.33%	<div style="width: 33.33%; height: 10px; background-color: #ffc107;"></div>	31	3	2	0
Amy C. Hanes	21	19.44%	<div style="width: 19.44%; height: 10px; background-color: #ffc107;"></div>	21	0	0	0
Keith Threewits	11	10.19%	<div style="width: 10.19%; height: 10px; background-color: #ffc107;"></div>	8	2	1	0
<b>Total Votes Cast</b>	<b>108</b>	<b>100.00%</b>		<b>95</b>	<b>8</b>	<b>5</b>	<b>0</b>

### For St. Henry Consolidated Lsd - Bd Of Ed (2) ST HENRY CLSD




Vote For 2

	TOTAL	VOTE %		Polling Place	Mail Absentee	Early Voting Absentee	Provisional
Paul Moorman	20	51.28%	<div style="width: 51.28%; height: 10px; background-color: #ffc107;"></div>	20	0	0	0
Brad Nerderman	19	48.72%	<div style="width: 48.72%; height: 10px; background-color: #ffc107;"></div>	19	0	0	0
<b>Total Votes Cast</b>	<b>39</b>	<b>100.00%</b>		<b>39</b>	<b>0</b>	<b>0</b>	<b>0</b>

## 15 ALLEN TWP NEW WESTON & ROSSBURG 01




### ALLEN TOWNSHIP FIRE DISTRICT NUMBER 1 ALLEN TWP FIRE

Vote For 1

	TOTAL	VOTE %		Polling Place	Mail Absentee	Early Voting Absentee	Provisional
For the Tax Levy	120	83.92%		108	3	9	0
Against the Tax Levy	23	16.08%		22	0	1	0
<b>Total Votes Cast</b>	<b>143</b>	<b>100.00%</b>		<b>130</b>	<b>3</b>	<b>10</b>	<b>0</b>

### ANSONIA LOCAL SCHOOL DISTRICT

Vote For 1

	TOTAL	VOTE %		Polling Place	Mail Absentee	Early Voting Absentee	Provisional
FOR THE TAX LEVY	74	75.51%		69	0	4	1
AGAINST THE TAX LEVY	24	24.49%		20	0	4	0
<b>Total Votes Cast</b>	<b>98</b>	<b>100.00%</b>		<b>89</b>	<b>0</b>	<b>8</b>	<b>1</b>



## 16 BROWN TWP & ANSONIA VILLAGE 01

### Statistics

	TOTAL	Polling Place	Mail Absentee	Early Voting Absentee	Provisional
Registered Voters - Total	1,173				
Ballots Cast - Total	288	275	1	11	1
Voter Turnout - Total	24.55%				

#### For Ansonia Village - Mayor ANSONIA

Vote For 1

	TOTAL	VOTE %		Polling Place	Mail Absentee	Early Voting Absentee	Provisional
Ted Adkins	94	63.95%		89	1	4	0
Danny Brown	53	36.05%		53	0	0	0
<b>Total Votes Cast</b>	<b>147</b>	<b>100.00%</b>		<b>142</b>	<b>1</b>	<b>4</b>	<b>0</b>

#### For Ansonia Village - Council ANSONIA

Vote For 2

	TOTAL	VOTE %		Polling Place	Mail Absentee	Early Voting Absentee	Provisional
Jeff Gariety	139	100.00%		134	1	4	0
No Valid Petition Filed	0	0.00%		0	0	0	0
<b>Total Votes Cast</b>	<b>139</b>	<b>100.00%</b>		<b>134</b>	<b>1</b>	<b>4</b>	<b>0</b>

#### For Brown Township - Trustee BROWN TWP

Vote For 1

	TOTAL	VOTE %		Polling Place	Mail Absentee	Early Voting Absentee	Provisional
Ed Huff, Jr.	242	100.00%		231	1	9	1
<b>Total Votes Cast</b>	<b>242</b>	<b>100.00%</b>		<b>231</b>	<b>1</b>	<b>9</b>	<b>1</b>

#### For Brown Township - Fiscal Officer BROWN TWP

Vote For 1

	TOTAL	VOTE %		Polling Place	Mail Absentee	Early Voting Absentee	Provisional
Mary K. Riffle	264	100.00%		253	1	9	1
<b>Total Votes Cast</b>	<b>264</b>	<b>100.00%</b>		<b>253</b>	<b>1</b>	<b>9</b>	<b>1</b>

#### For Darke County Educational Service Center Board DARKE CO BD OF EDUC

Vote For 2

	TOTAL	VOTE %		Polling Place	Mail Absentee	Early Voting Absentee	Provisional
Kent A. James	254	100.00%		243	1	9	1
No Valid Petition Filed	0	0.00%		0	0	0	0
<b>Total Votes Cast</b>	<b>254</b>	<b>100.00%</b>		<b>243</b>	<b>1</b>	<b>9</b>	<b>1</b>

## 16 BROWN TWP & ANSONIA VILLAGE 01

### For Darke County Board of Educational Service Center Board Unexpired DARKE CO BD OF EDUC

Vote For 1

	TOTAL	VOTE %		Polling Place	Mail Absentee	Early Voting Absentee	Provisional
Chad Booher	241	100.00%	<div style="width: 100%; height: 10px; background-color: #ffc107;"></div>	231	1	8	1
<b>Total Votes Cast</b>	<b>241</b>	<b>100.00%</b>	<div style="width: 100%; height: 10px; background-color: #ffc107;"></div>	<b>231</b>	<b>1</b>	<b>8</b>	<b>1</b>

### For Ansonia Lsd - Bd Of Ed (3) ANSONIA LSD

Vote For 3

	TOTAL	VOTE %		Polling Place	Mail Absentee	Early Voting Absentee	Provisional
Joey Schmitmeyer	229	50.66%	<div style="width: 50.66%; height: 10px; background-color: #ffc107;"></div>	218	1	9	1
Ronald L. Barga, II	223	49.34%	<div style="width: 49.34%; height: 10px; background-color: #ffc107;"></div>	215	0	7	1
No Valid Petition Filed	0	0.00%	<div style="width: 0%; height: 10px; background-color: #ffc107;"></div>	0	0	0	0
<b>Total Votes Cast</b>	<b>452</b>	<b>100.00%</b>	<div style="width: 100%; height: 10px; background-color: #ffc107;"></div>	<b>433</b>	<b>1</b>	<b>16</b>	<b>2</b>

### For Mississinawa Valley Lsd - Bd Of Ed (3) MISSISSINAWA LSD

Vote For 3

	TOTAL	VOTE %		Polling Place	Mail Absentee	Early Voting Absentee	Provisional
Todd W. Grow	6	40.00%	<div style="width: 40.00%; height: 10px; background-color: #ffc107;"></div>	6	0	0	0
Keith Threewits	4	26.67%	<div style="width: 26.67%; height: 10px; background-color: #ffc107;"></div>	4	0	0	0
Jessica L. Gower	3	20.00%	<div style="width: 20.00%; height: 10px; background-color: #ffc107;"></div>	3	0	0	0
Amy C. Hanes	2	13.33%	<div style="width: 13.33%; height: 10px; background-color: #ffc107;"></div>	2	0	0	0
<b>Total Votes Cast</b>	<b>15</b>	<b>100.00%</b>	<div style="width: 100%; height: 10px; background-color: #ffc107;"></div>	<b>15</b>	<b>0</b>	<b>0</b>	<b>0</b>

### ANSONIA LOCAL SCHOOL DISTRICT

Vote For 1

	TOTAL	VOTE %		Polling Place	Mail Absentee	Early Voting Absentee	Provisional
FOR THE TAX LEVY	216	77.70%	<div style="width: 77.70%; height: 10px; background-color: #ffc107;"></div>	205	1	9	1
AGAINST THE TAX LEVY	62	22.30%	<div style="width: 22.30%; height: 10px; background-color: #ffc107;"></div>	60	0	2	0
<b>Total Votes Cast</b>	<b>278</b>	<b>100.00%</b>	<div style="width: 100%; height: 10px; background-color: #ffc107;"></div>	<b>265</b>	<b>1</b>	<b>11</b>	<b>1</b>

## 17 BUTLER AND CASTINE VILLAGE 01

### Statistics

	TOTAL	Polling Place	Mail Absentee	Early Voting Absentee	Provisional
Registered Voters - Total	840				
Ballots Cast - Total	165	140	4	18	3
Voter Turnout - Total	19.64%				

#### For Castine Village - Mayor CASTINE

Vote For 1

	TOTAL	VOTE %	Polling Place	Mail Absentee	Early Voting Absentee	Provisional
No Valid Petition Filed	0		0	0	0	0
<b>Total Votes Cast</b>	<b>0</b>		<b>0</b>	<b>0</b>	<b>0</b>	<b>0</b>

#### For Castine Village - Council CASTINE

Vote For 2

	TOTAL	VOTE %	Polling Place	Mail Absentee	Early Voting Absentee	Provisional
No Valid Petition Filed	0		0	0	0	0
No Valid Petition Filed	0		0	0	0	0
<b>Total Votes Cast</b>	<b>0</b>		<b>0</b>	<b>0</b>	<b>0</b>	<b>0</b>

#### For Butler Township - Trustee BUTLER TWP

Vote For 1

	TOTAL	VOTE %	Polling Place	Mail Absentee	Early Voting Absentee	Provisional
Tyler Subler	135	100.00%	116	3	14	2
<b>Total Votes Cast</b>	<b>135</b>	<b>100.00%</b>	<b>116</b>	<b>3</b>	<b>14</b>	<b>2</b>

#### For Butler Township - Fiscal Officer BUTLER TWP

Vote For 1

	TOTAL	VOTE %	Polling Place	Mail Absentee	Early Voting Absentee	Provisional
Melissa Sullenbarger	127	100.00%	108	3	14	2
<b>Total Votes Cast</b>	<b>127</b>	<b>100.00%</b>	<b>108</b>	<b>3</b>	<b>14</b>	<b>2</b>

#### For Darke County Educational Service Center Board DARKE CO BD OF EDUC

Vote For 2

	TOTAL	VOTE %	Polling Place	Mail Absentee	Early Voting Absentee	Provisional
Kent A. James	132	100.00%	113	3	14	2
No Valid Petition Filed	0	0.00%	0	0	0	0
<b>Total Votes Cast</b>	<b>132</b>	<b>100.00%</b>	<b>113</b>	<b>3</b>	<b>14</b>	<b>2</b>

#### For Darke County Board of Educational Service Center Board Unexpired DARKE CO BD OF EDUC





Vote For 1

	TOTAL	VOTE %	Polling Place	Mail Absentee	Early Voting Absentee	Provisional
Chad Booher	129	100.00%	110	3	14	2
<b>Total Votes Cast</b>	<b>129</b>	<b>100.00%</b>	<b>110</b>	<b>3</b>	<b>14</b>	<b>2</b>

## 17 BUTLER AND CASTINE VILLAGE 01




### For Arcanum Butler Lsd - Bd Of Ed (3) ARCANUM BUTLER LSD

Vote For 3

	TOTAL	VOTE %		Polling Place	Mail Absentee	Early Voting Absentee	Provisional
Beverly Delk	82	34.75%		68	2	11	1
Mark S. Trask	80	33.90%		67	2	9	2
Eric W. Moore	74	31.36%		62	2	9	1
<b>Total Votes Cast</b>	<b>236</b>	<b>100.00%</b>		<b>197</b>	<b>6</b>	<b>29</b>	<b>4</b>




### For Tri-village Lsd - Bd Of Ed (2) TRI VILLAGE LSD

Vote For 2

	TOTAL	VOTE %		Polling Place	Mail Absentee	Early Voting Absentee	Provisional
Shane Coby	44	55.00%		38	1	5	0
Tim M. Bevins	36	45.00%		29	2	5	0
<b>Total Votes Cast</b>	<b>80</b>	<b>100.00%</b>		<b>67</b>	<b>3</b>	<b>10</b>	<b>0</b>

### ARCANUM-BUTLER LSD INCOME TAX

Vote For 1

	TOTAL	VOTE %		Polling Place	Mail Absentee	Early Voting Absentee	Provisional
FOR THE TAX	67	58.26%		57	0	8	2
AGAINST THE TAX	48	41.74%		41	2	4	1
<b>Total Votes Cast</b>	<b>115</b>	<b>100.00%</b>		<b>98</b>	<b>2</b>	<b>12</b>	<b>3</b>

## 18 FRANKLIN TOWNSHIP 01

### Statistics

	TOTAL	Polling Place	Mail Absentee	Early Voting Absentee	Provisional
Registered Voters - Total	667				
Ballots Cast - Total	120	109	5	6	0
Voter Turnout - Total	17.99%				

#### For Franklin Township - Trustee FRANKLIN TWP

Vote For 1

	TOTAL	VOTE %		Polling Place	Mail Absentee	Early Voting Absentee	Provisional
Kim Myers	110	100.00%	<div style="width: 100%;"></div>	99	5	6	0
<b>Total Votes Cast</b>	<b>110</b>	<b>100.00%</b>	<div style="width: 100%;"></div>	<b>99</b>	<b>5</b>	<b>6</b>	<b>0</b>

#### For Franklin Township - Fiscal Officer FRANKLIN TWP

Vote For 1

	TOTAL	VOTE %		Polling Place	Mail Absentee	Early Voting Absentee	Provisional
Caleena Hesler	107	100.00%	<div style="width: 100%;"></div>	96	5	6	0
<b>Total Votes Cast</b>	<b>107</b>	<b>100.00%</b>	<div style="width: 100%;"></div>	<b>96</b>	<b>5</b>	<b>6</b>	<b>0</b>

#### For Darke County Educational Service Center Board DARKE CO BD OF EDUC

Vote For 2

	TOTAL	VOTE %		Polling Place	Mail Absentee	Early Voting Absentee	Provisional
Kent A. James	91	100.00%	<div style="width: 100%;"></div>	81	5	5	0
No Valid Petition Filed	0	0.00%	<div style="width: 0%;"></div>	0	0	0	0
<b>Total Votes Cast</b>	<b>91</b>	<b>100.00%</b>	<div style="width: 100%;"></div>	<b>81</b>	<b>5</b>	<b>5</b>	<b>0</b>

#### For Darke County Board of Educational Service Center Board Unexpired DARKE CO BD OF EDUC

Vote For 1

	TOTAL	VOTE %		Polling Place	Mail Absentee	Early Voting Absentee	Provisional
Chad Booher	94	100.00%	<div style="width: 100%;"></div>	84	5	5	0
<b>Total Votes Cast</b>	<b>94</b>	<b>100.00%</b>	<div style="width: 100%;"></div>	<b>84</b>	<b>5</b>	<b>5</b>	<b>0</b>

#### For Miami County Educational Service Center Board MIAMI CO BD OF ED

Vote For 2

	TOTAL	VOTE %		Polling Place	Mail Absentee	Early Voting Absentee	Provisional
Janel Hodges	2	100.00%	<div style="width: 100%;"></div>	2	0	0	0
No Valid Petition Filed	0	0.00%	<div style="width: 0%;"></div>	0	0	0	0
<b>Total Votes Cast</b>	<b>2</b>	<b>100.00%</b>	<div style="width: 100%;"></div>	<b>2</b>	<b>0</b>	<b>0</b>	<b>0</b>

## 18 FRANKLIN TOWNSHIP 01

### For Bradford Evsd - Bd Of Ed (2) BRADFORD EXEMPTED SD

Vote For 2

	TOTAL	VOTE %		Polling Place	Mail Absentee	Early Voting Absentee	Provisional
Scott Swabb	6	60.00%		6	0	0	0
Maria A. Brewer	4	40.00%		4	0	0	0
<b>Total Votes Cast</b>	<b>10</b>	<b>100.00%</b>		<b>10</b>	<b>0</b>	<b>0</b>	<b>0</b>

### For Franklin Monroe Lsd - Bd Of Ed (3) FRANKLIN MONROE LSD

Vote For 3

	TOTAL	VOTE %		Polling Place	Mail Absentee	Early Voting Absentee	Provisional
Jason D. Baker	79	34.80%		74	0	5	0
Amanda L. Brumbaugh	77	33.92%		72	5	0	0
Teresa L. Wolf	71	31.28%		65	5	1	0
<b>Total Votes Cast</b>	<b>227</b>	<b>100.00%</b>		<b>211</b>	<b>10</b>	<b>6</b>	<b>0</b>

### For Greenville Csd - Bd Of Ed (2) GREENVILLE CITY SD

Vote For 2

	TOTAL	VOTE %		Polling Place	Mail Absentee	Early Voting Absentee	Provisional
Melissa Riethman	0			0	0	0	0
Jim Sommer	0			0	0	0	0
<b>Total Votes Cast</b>	<b>0</b>			<b>0</b>	<b>0</b>	<b>0</b>	<b>0</b>

### For Newton Lsd - Bd Of Ed (2) NEWTON LSD

Vote For 2

	TOTAL	VOTE %		Polling Place	Mail Absentee	Early Voting Absentee	Provisional
Bridget Haines	2	50.00%		2	0	0	0
Nate Obrun	2	50.00%		2	0	0	0
<b>Total Votes Cast</b>	<b>4</b>	<b>100.00%</b>		<b>4</b>	<b>0</b>	<b>0</b>	<b>0</b>

### FRANKLIN-MONROE LOCAL SCHOOL DISTRICT

Vote For 1

	TOTAL	VOTE %		Polling Place	Mail Absentee	Early Voting Absentee	Provisional
FOR THE TAX LEVY	76	70.37%		71	2	3	0
AGAINST THE TAX LEVY	32	29.63%		27	2	3	0
<b>Total Votes Cast</b>	<b>108</b>	<b>100.00%</b>		<b>98</b>	<b>4</b>	<b>6</b>	<b>0</b>

### Upper Valley Career Center

Vote For 1

	TOTAL	VOTE %		Polling Place	Mail Absentee	Early Voting Absentee	Provisional
AGAINST THE TAX LEVY	5	62.50%		5	0	0	0
FOR THE TAX LEVY	3	37.50%		3	0	0	0
<b>Total Votes Cast</b>	<b>8</b>	<b>100.00%</b>		<b>8</b>	<b>0</b>	<b>0</b>	<b>0</b>



## 19 GREENVILLE TWP EAST A 01

### Statistics

	TOTAL	Polling Place	Mail Absentee	Early Voting Absentee	Provisional
Registered Voters - Total	597				
Ballots Cast - Total	88	79	1	8	0
Voter Turnout - Total	14.74%				



#### For Greenville Township - Trustee GREENVILLE TWP

Vote For 1

	TOTAL	VOTE %		Polling Place	Mail Absentee	Early Voting Absentee	Provisional
Matthew S. Kolb	81	100.00%		74	1	6	0
<b>Total Votes Cast</b>	<b>81</b>	<b>100.00%</b>		<b>74</b>	<b>1</b>	<b>6</b>	<b>0</b>




#### For Greenville Township - Fiscal Officer GREENVILLE TWP

Vote For 1

	TOTAL	VOTE %		Polling Place	Mail Absentee	Early Voting Absentee	Provisional
Susan T. Miles	76	100.00%		70	1	5	0
<b>Total Votes Cast</b>	<b>76</b>	<b>100.00%</b>		<b>70</b>	<b>1</b>	<b>5</b>	<b>0</b>

#### For Darke County Educational Service Center Board DARKE CO BD OF EDUC

Vote For 2

	TOTAL	VOTE %		Polling Place	Mail Absentee	Early Voting Absentee	Provisional
Kent A. James	1	100.00%		0	0	1	0
No Valid Petition Filed	0	0.00%		0	0	0	0
<b>Total Votes Cast</b>	<b>1</b>	<b>100.00%</b>		<b>0</b>	<b>0</b>	<b>1</b>	<b>0</b>





#### For Darke County Board of Educational Service Center Board Unexpired DARKE CO BD OF EDUC

Vote For 1

	TOTAL	VOTE %		Polling Place	Mail Absentee	Early Voting Absentee	Provisional
Chad Booher	0			0	0	0	0
<b>Total Votes Cast</b>	<b>0</b>			<b>0</b>	<b>0</b>	<b>0</b>	<b>0</b>

#### For Ansonia Lsd - Bd Of Ed (3) ANSONIA LSD




Vote For 3

	TOTAL	VOTE %		Polling Place	Mail Absentee	Early Voting Absentee	Provisional
Ronald L. Barga, II	1	50.00%		0	0	1	0
Joey Schmitmeyer	1	50.00%		0	0	1	0
No Valid Petition Filed	0	0.00%		0	0	0	0
<b>Total Votes Cast</b>	<b>2</b>	<b>100.00%</b>		<b>0</b>	<b>0</b>	<b>2</b>	<b>0</b>

## 19 GREENVILLE TWP EAST A 01




### For Greenville Csd - Bd Of Ed (2) GREENVILLE CITY SD

Vote For 2

	TOTAL	VOTE %		Polling Place	Mail Absentee	Early Voting Absentee	Provisional
Jim Sommer	67	52.76%		62	1	4	0
Melissa Riethman	60	47.24%		53	0	7	0
<b>Total Votes Cast</b>	<b>127</b>	<b>100.00%</b>		<b>115</b>	<b>1</b>	<b>11</b>	<b>0</b>

### ANSONIA LOCAL SCHOOL DISTRICT

Vote For 1

	TOTAL	VOTE %		Polling Place	Mail Absentee	Early Voting Absentee	Provisional
FOR THE TAX LEVY	1	100.00%		0	0	1	0
AGAINST THE TAX LEVY	0	0.00%		0	0	0	0
<b>Total Votes Cast</b>	<b>1</b>	<b>100.00%</b>		<b>0</b>	<b>0</b>	<b>1</b>	<b>0</b>





**20 GREENVILLE TWP EAST B 01**

**Statistics**

	TOTAL	Polling Place	Mail Absentee	Early Voting Absentee	Provisional
Registered Voters - Total	786				
Ballots Cast - Total	118	90	3	24	1
Voter Turnout - Total	15.01%				



**For Greenville Township - Trustee GREENVILLE TWP**

Vote For 1

	TOTAL	VOTE %		Polling Place	Mail Absentee	Early Voting Absentee	Provisional
Matthew S. Kolb	106	100.00%		81	3	21	1
<b>Total Votes Cast</b>	<b>106</b>	<b>100.00%</b>		<b>81</b>	<b>3</b>	<b>21</b>	<b>1</b>

**For Greenville Township - Fiscal Officer GREENVILLE TWP**

Vote For 1

	TOTAL	VOTE %		Polling Place	Mail Absentee	Early Voting Absentee	Provisional
Susan T. Miles	108	100.00%		82	3	22	1
<b>Total Votes Cast</b>	<b>108</b>	<b>100.00%</b>		<b>82</b>	<b>3</b>	<b>22</b>	<b>1</b>

**For Darke County Educational Service Center Board DARKE CO BD OF EDUC**

Vote For 2

	TOTAL	VOTE %		Polling Place	Mail Absentee	Early Voting Absentee	Provisional
Kent A. James	0			0	0	0	0
No Valid Petition Filed	0			0	0	0	0
<b>Total Votes Cast</b>	<b>0</b>			<b>0</b>	<b>0</b>	<b>0</b>	<b>0</b>

**For Darke County Board of Educational Service Center Board Unexpired DARKE CO BD OF EDUC**

Vote For 1

	TOTAL	VOTE %		Polling Place	Mail Absentee	Early Voting Absentee	Provisional
Chad Booher	0			0	0	0	0
<b>Total Votes Cast</b>	<b>0</b>			<b>0</b>	<b>0</b>	<b>0</b>	<b>0</b>

**For Franklin Monroe Lsd - Bd Of Ed (3) FRANKLIN MONROE LSD**




Vote For 3

	TOTAL	VOTE %		Polling Place	Mail Absentee	Early Voting Absentee	Provisional
Jason D. Baker	0			0	0	0	0
Amanda L. Brumbaugh	0			0	0	0	0
Teresa L. Wolf	0			0	0	0	0
<b>Total Votes Cast</b>	<b>0</b>			<b>0</b>	<b>0</b>	<b>0</b>	<b>0</b>

**20 GREENVILLE TWP EAST B 01**

**For Greenville Csd - Bd Of Ed (2) GREENVILLE CITY SD**

Vote For 2

	TOTAL	VOTE %		Polling Place	Mail Absentee	Early Voting Absentee	Provisional
Jim Sommer	95	50.80%		71	3	21	0
Melissa Riethman	92	49.20%		67	3	21	1
<b>Total Votes Cast</b>	<b>187</b>	<b>100.00%</b>		<b>138</b>	<b>6</b>	<b>42</b>	<b>1</b>

**FRANKLIN-MONROE LOCAL SCHOOL DISTRICT**

Vote For 1

	TOTAL	VOTE %		Polling Place	Mail Absentee	Early Voting Absentee	Provisional
FOR THE TAX LEVY	0			0	0	0	0
AGAINST THE TAX LEVY	0			0	0	0	0
<b>Total Votes Cast</b>	<b>0</b>			<b>0</b>	<b>0</b>	<b>0</b>	<b>0</b>



**21 GREENVILLE TWP WEST A 01**

**Statistics**

	TOTAL	Polling Place	Mail Absentee	Early Voting Absentee	Provisional
Registered Voters - Total	881				
Ballots Cast - Total	95	77	1	14	3
Voter Turnout - Total	10.78%				



**For Greenville Township - Trustee GREENVILLE TWP**

Vote For 1

	TOTAL	VOTE %		Polling Place	Mail Absentee	Early Voting Absentee	Provisional
Matthew S. Kolb	82	100.00%		69	1	9	3
<b>Total Votes Cast</b>	<b>82</b>	<b>100.00%</b>		<b>69</b>	<b>1</b>	<b>9</b>	<b>3</b>




**For Greenville Township - Fiscal Officer GREENVILLE TWP**

Vote For 1

	TOTAL	VOTE %		Polling Place	Mail Absentee	Early Voting Absentee	Provisional
Susan T. Miles	83	100.00%		70	1	10	2
<b>Total Votes Cast</b>	<b>83</b>	<b>100.00%</b>		<b>70</b>	<b>1</b>	<b>10</b>	<b>2</b>

**For Greenville Csd - Bd Of Ed (2) GREENVILLE CITY SD**

Vote For 2

	TOTAL	VOTE %		Polling Place	Mail Absentee	Early Voting Absentee	Provisional
Melissa Riethman	74	50.34%		60	1	11	2
Jim Sommer	73	49.66%		61	1	9	2
<b>Total Votes Cast</b>	<b>147</b>	<b>100.00%</b>		<b>121</b>	<b>2</b>	<b>20</b>	<b>4</b>



## 22 GREENVILLE TWP WEST B 01

### Statistics

	TOTAL	Polling Place	Mail Absentee	Early Voting Absentee	Provisional
Registered Voters - Total	645				
Ballots Cast - Total	86	79	1	6	0
Voter Turnout - Total	13.33%				



#### For Greenville Township - Trustee GREENVILLE TWP

Vote For 1

	TOTAL	VOTE %		Polling Place	Mail Absentee	Early Voting Absentee	Provisional
Matthew S. Kolb	70	100.00%		66	1	3	0
<b>Total Votes Cast</b>	<b>70</b>	<b>100.00%</b>		<b>66</b>	<b>1</b>	<b>3</b>	<b>0</b>




#### For Greenville Township - Fiscal Officer GREENVILLE TWP

Vote For 1

	TOTAL	VOTE %		Polling Place	Mail Absentee	Early Voting Absentee	Provisional
Susan T. Miles	78	100.00%		72	1	5	0
<b>Total Votes Cast</b>	<b>78</b>	<b>100.00%</b>		<b>72</b>	<b>1</b>	<b>5</b>	<b>0</b>



#### For Darke County Educational Service Center Board DARKE CO BD OF EDUC

Vote For 2

	TOTAL	VOTE %		Polling Place	Mail Absentee	Early Voting Absentee	Provisional
Kent A. James	15	100.00%		13	0	2	0
No Valid Petition Filed	0	0.00%		0	0	0	0
<b>Total Votes Cast</b>	<b>15</b>	<b>100.00%</b>		<b>13</b>	<b>0</b>	<b>2</b>	<b>0</b>





#### For Darke County Board of Educational Service Center Board Unexpired DARKE CO BD OF EDUC

Vote For 1

	TOTAL	VOTE %		Polling Place	Mail Absentee	Early Voting Absentee	Provisional
Chad Booher	14	100.00%		13	0	1	0
<b>Total Votes Cast</b>	<b>14</b>	<b>100.00%</b>		<b>13</b>	<b>0</b>	<b>1</b>	<b>0</b>

#### For Ansonia Lsd - Bd Of Ed (3) ANSONIA LSD




Vote For 3

	TOTAL	VOTE %		Polling Place	Mail Absentee	Early Voting Absentee	Provisional
Ronald L. Barga, II	17	58.62%		15	0	2	0
Joey Schmitmeyer	12	41.38%		11	0	1	0
No Valid Petition Filed	0	0.00%		0	0	0	0
<b>Total Votes Cast</b>	<b>29</b>	<b>100.00%</b>		<b>26</b>	<b>0</b>	<b>3</b>	<b>0</b>

## 22 GREENVILLE TWP WEST B 01




### For Greenville Csd - Bd Of Ed (2) GREENVILLE CITY SD

Vote For 2

	TOTAL	VOTE %		Polling Place	Mail Absentee	Early Voting Absentee	Provisional
Melissa Riethman	51	52.04%		46	1	4	0
Jim Sommer	47	47.96%		45	1	1	0
<b>Total Votes Cast</b>	<b>98</b>	<b>100.00%</b>		<b>91</b>	<b>2</b>	<b>5</b>	<b>0</b>

### ANSONIA LOCAL SCHOOL DISTRICT

Vote For 1

	TOTAL	VOTE %		Polling Place	Mail Absentee	Early Voting Absentee	Provisional
FOR THE TAX LEVY	11	61.11%		10	0	1	0
AGAINST THE TAX LEVY	7	38.89%		6	0	1	0
<b>Total Votes Cast</b>	<b>18</b>	<b>100.00%</b>		<b>16</b>	<b>0</b>	<b>2</b>	<b>0</b>



## 23 HARRISON WEST & HOLLANSBURG 01

### Statistics

	TOTAL	Polling Place	Mail Absentee	Early Voting Absentee	Provisional
Registered Voters - Total	609				
Ballots Cast - Total	92	81	6	4	1
Voter Turnout - Total	15.11%				

#### For Hollansburg Village - Mayor HOLLANSBURG

Vote For 1

	TOTAL	VOTE %		Polling Place	Mail Absentee	Early Voting Absentee	Provisional
Matt Harrison	17	100.00%		16	0	1	0
<b>Total Votes Cast</b>	<b>17</b>	<b>100.00%</b>		<b>16</b>	<b>0</b>	<b>1</b>	<b>0</b>



#### For Hollansburg Village - Council HOLLANSBURG

Vote For 2

	TOTAL	VOTE %		Polling Place	Mail Absentee	Early Voting Absentee	Provisional
No Valid Petition Filed	0			0	0	0	0
No Valid Petition Filed	0			0	0	0	0
<b>Total Votes Cast</b>	<b>0</b>			<b>0</b>	<b>0</b>	<b>0</b>	<b>0</b>



#### For Harrison Township - Trustee HARRISON TWP

Vote For 1

	TOTAL	VOTE %		Polling Place	Mail Absentee	Early Voting Absentee	Provisional
Michael A. Fisherback	85	100.00%		77	3	4	1
<b>Total Votes Cast</b>	<b>85</b>	<b>100.00%</b>		<b>77</b>	<b>3</b>	<b>4</b>	<b>1</b>




#### For Harrison Township - Fiscal Officer HARRISON TWP

Vote For 1

	TOTAL	VOTE %		Polling Place	Mail Absentee	Early Voting Absentee	Provisional
Cathy Mikesell	83	100.00%		73	5	4	1
<b>Total Votes Cast</b>	<b>83</b>	<b>100.00%</b>		<b>73</b>	<b>5</b>	<b>4</b>	<b>1</b>



#### For Darke County Educational Service Center Board DARKE CO BD OF EDUC

Vote For 2

	TOTAL	VOTE %		Polling Place	Mail Absentee	Early Voting Absentee	Provisional
Kent A. James	73	100.00%		67	3	3	0
No Valid Petition Filed	0	0.00%		0	0	0	0
<b>Total Votes Cast</b>	<b>73</b>	<b>100.00%</b>		<b>67</b>	<b>3</b>	<b>3</b>	<b>0</b>

#### For Darke County Board of Educational Service Center Board Unexpired DARKE CO BD OF EDUC





Vote For 1

	TOTAL	VOTE %		Polling Place	Mail Absentee	Early Voting Absentee	Provisional
Chad Booher	72	100.00%		66	3	3	0
<b>Total Votes Cast</b>	<b>72</b>	<b>100.00%</b>		<b>66</b>	<b>3</b>	<b>3</b>	<b>0</b>

## 23 HARRISON WEST & HOLLANSBURG 01




### For Preble Co - Educational Service Center Board PREBLE CO BD OF ED

Vote For 2

	TOTAL	VOTE %		Polling Place	Mail Absentee	Early Voting Absentee	Provisional
Rhonda Schaar	3	60.00%		3	0	0	0
Kevin A. Johnston	2	40.00%		2	0	0	0
Ashley Garnett	0	0.00%		0	0	0	0
<b>Total Votes Cast</b>	<b>5</b>	<b>100.00%</b>		<b>5</b>	<b>0</b>	<b>0</b>	<b>0</b>




### For Preble Co - Educational Service Center Board Unexpired PREBLE CO BD OF ED

Vote For 2

	TOTAL	VOTE %		Polling Place	Mail Absentee	Early Voting Absentee	Provisional
Shelly Lykins	3	100.00%		3	0	0	0
No Valid Petition Filed	0	0.00%		0	0	0	0
<b>Total Votes Cast</b>	<b>3</b>	<b>100.00%</b>		<b>3</b>	<b>0</b>	<b>0</b>	<b>0</b>




### For National Trails Lsd - Bd Of Ed (2) NATIONAL TRAIL LSD

Vote For 2

	TOTAL	VOTE %		Polling Place	Mail Absentee	Early Voting Absentee	Provisional
Greg McWhinney	3	75.00%		3	0	0	0
Mindy Ward	1	25.00%		1	0	0	0
<b>Total Votes Cast</b>	<b>4</b>	<b>100.00%</b>		<b>4</b>	<b>0</b>	<b>0</b>	<b>0</b>




### For Tri-village Lsd - Bd Of Ed (2) TRI VILLAGE LSD

Vote For 2

	TOTAL	VOTE %		Polling Place	Mail Absentee	Early Voting Absentee	Provisional
Shane Coby	69	51.49%		60	5	3	1
Tim M. Bevins	65	48.51%		62	0	3	0
<b>Total Votes Cast</b>	<b>134</b>	<b>100.00%</b>		<b>122</b>	<b>5</b>	<b>6</b>	<b>1</b>




### NATIONAL TRAIL LOCAL SCHOOL DISTRICT

Vote For 1

	TOTAL	VOTE %		Polling Place	Mail Absentee	Early Voting Absentee	Provisional
FOR THE TAX	3	100.00%		3	0	0	0
AGAINST THE TAX	0	0.00%		0	0	0	0
<b>Total Votes Cast</b>	<b>3</b>	<b>100.00%</b>		<b>3</b>	<b>0</b>	<b>0</b>	<b>0</b>

### VILLAGE OF HOLLANSBURG

Vote For 1




	TOTAL	VOTE %		Polling Place	Mail Absentee	Early Voting Absentee	Provisional
For the Tax Levy	18	72.00%		15	1	1	1
Against the Tax Levy	7	28.00%		5	2	0	0
<b>Total Votes Cast</b>	<b>25</b>	<b>100.00%</b>		<b>20</b>	<b>3</b>	<b>1</b>	<b>1</b>

## 23 HARRISON WEST & HOLLANSBURG 01

---

### VILLAGE OF HOLLANSBURG 2

Vote For 1

	TOTAL	VOTE %		Polling Place	Mail Absentee	Early Voting Absentee	Provisional
For the Tax Levy	17	73.91%		14	1	1	1
Against the Tax Levy	6	26.09%		4	2	0	0
<b>Total Votes Cast</b>	<b>23</b>	<b>100.00%</b>		<b>18</b>	<b>3</b>	<b>1</b>	<b>1</b>





## 24 HARRISON EAST & NEW MADISON 01

### Statistics

	TOTAL	Polling Place	Mail Absentee	Early Voting Absentee	Provisional
Registered Voters - Total	965				
Ballots Cast - Total	230	209	5	15	1
Voter Turnout - Total	23.83%				




#### For New Madison Village - Mayor NEW MADISON

Vote For 1

	TOTAL	VOTE %		Polling Place	Mail Absentee	Early Voting Absentee	Provisional
Monyca L. Schlechty	157	100.00%		141	2	13	1
<b>Total Votes Cast</b>	<b>157</b>	<b>100.00%</b>		<b>141</b>	<b>2</b>	<b>13</b>	<b>1</b>




#### For New Madison Village - Council NEW MADISON

Vote For 2

	TOTAL	VOTE %		Polling Place	Mail Absentee	Early Voting Absentee	Provisional
Karl K. King	138	100.00%		128	1	8	1
No Valid Petition Filed	0	0.00%		0	0	0	0
<b>Total Votes Cast</b>	<b>138</b>	<b>100.00%</b>		<b>128</b>	<b>1</b>	<b>8</b>	<b>1</b>



#### For New Madison Village - Bd Of Public Affairs NEW MADISON

Vote For 2

	TOTAL	VOTE %		Polling Place	Mail Absentee	Early Voting Absentee	Provisional
Cynthia S. King	141	100.00%		130	1	9	1
No Valid Petition Filed	0	0.00%		0	0	0	0
<b>Total Votes Cast</b>	<b>141</b>	<b>100.00%</b>		<b>130</b>	<b>1</b>	<b>9</b>	<b>1</b>



#### For Butler Township - Trustee BUTLER TWP

Vote For 1

	TOTAL	VOTE %		Polling Place	Mail Absentee	Early Voting Absentee	Provisional
Tyler Subler	40	100.00%		38	0	2	0
<b>Total Votes Cast</b>	<b>40</b>	<b>100.00%</b>		<b>38</b>	<b>0</b>	<b>2</b>	<b>0</b>



#### For Butler Township - Fiscal Officer BUTLER TWP

Vote For 1

	TOTAL	VOTE %		Polling Place	Mail Absentee	Early Voting Absentee	Provisional
Melissa Sullenbarger	43	100.00%		41	0	2	0
<b>Total Votes Cast</b>	<b>43</b>	<b>100.00%</b>		<b>41</b>	<b>0</b>	<b>2</b>	<b>0</b>

#### For Harrison Township - Trustee HARRISON TWP

Vote For 1

	TOTAL	VOTE %		Polling Place	Mail Absentee	Early Voting Absentee	Provisional
Michael A. Fisherback	156	100.00%		142	4	9	1
<b>Total Votes Cast</b>	<b>156</b>	<b>100.00%</b>		<b>142</b>	<b>4</b>	<b>9</b>	<b>1</b>

## 24 HARRISON EAST & NEW MADISON 01

### For Harrison Township - Fiscal Officer HARRISON TWP

Vote For 1

	TOTAL	VOTE %		Polling Place	Mail Absentee	Early Voting Absentee	Provisional
Cathy Mikesell	157	100.00%	<div style="width: 100%;"></div>	142	3	12	0
<b>Total Votes Cast</b>	<b>157</b>	<b>100.00%</b>	<div style="width: 100%;"></div>	<b>142</b>	<b>3</b>	<b>12</b>	<b>0</b>

### For Darke County Educational Service Center Board DARKE CO BD OF EDUC

Vote For 2

	TOTAL	VOTE %		Polling Place	Mail Absentee	Early Voting Absentee	Provisional
Kent A. James	185	100.00%	<div style="width: 100%;"></div>	168	4	13	0
No Valid Petition Filed	0	0.00%	<div style="width: 0%;"></div>	0	0	0	0
<b>Total Votes Cast</b>	<b>185</b>	<b>100.00%</b>	<div style="width: 100%;"></div>	<b>168</b>	<b>4</b>	<b>13</b>	<b>0</b>

### For Darke County Board of Educational Service Center Board Unexpired DARKE CO BD OF EDUC

Vote For 1

	TOTAL	VOTE %		Polling Place	Mail Absentee	Early Voting Absentee	Provisional
Chad Booher	189	100.00%	<div style="width: 100%;"></div>	172	4	13	0
<b>Total Votes Cast</b>	<b>189</b>	<b>100.00%</b>	<div style="width: 100%;"></div>	<b>172</b>	<b>4</b>	<b>13</b>	<b>0</b>

### For Preble Co - Educational Service Center Board PREBLE CO BD OF ED

Vote For 2

	TOTAL	VOTE %		Polling Place	Mail Absentee	Early Voting Absentee	Provisional
Ashley Garnett	0		<div style="width: 0%;"></div>	0	0	0	0
Kevin A. Johnston	0		<div style="width: 0%;"></div>	0	0	0	0
Rhonda Schaar	0		<div style="width: 0%;"></div>	0	0	0	0
<b>Total Votes Cast</b>	<b>0</b>		<div style="width: 0%;"></div>	<b>0</b>	<b>0</b>	<b>0</b>	<b>0</b>

### For Preble Co - Educational Service Center Board Unexpired PREBLE CO BD OF ED

Vote For 2

	TOTAL	VOTE %		Polling Place	Mail Absentee	Early Voting Absentee	Provisional
Shelly Lykins	0		<div style="width: 0%;"></div>	0	0	0	0
No Valid Petition Filed	0		<div style="width: 0%;"></div>	0	0	0	0
<b>Total Votes Cast</b>	<b>0</b>		<div style="width: 0%;"></div>	<b>0</b>	<b>0</b>	<b>0</b>	<b>0</b>

### For National Trails Lsd - Bd Of Ed (2) NATIONAL TRAIL LSD

Vote For 2

	TOTAL	VOTE %		Polling Place	Mail Absentee	Early Voting Absentee	Provisional
Greg McWhinney	0		<div style="width: 0%;"></div>	0	0	0	0
Mindy Ward	0		<div style="width: 0%;"></div>	0	0	0	0
<b>Total Votes Cast</b>	<b>0</b>		<div style="width: 0%;"></div>	<b>0</b>	<b>0</b>	<b>0</b>	<b>0</b>

## 24 HARRISON EAST & NEW MADISON 01

### For Tri-village Lsd - Bd Of Ed (2) TRI VILLAGE LSD

Vote For 2

	TOTAL	VOTE %		Polling Place	Mail Absentee	Early Voting Absentee	Provisional
Tim M. Bevins	167	50.76%		152	4	11	0
Shane Coby	162	49.24%		148	3	11	0
<b>Total Votes Cast</b>	<b>329</b>	<b>100.00%</b>		<b>300</b>	<b>7</b>	<b>22</b>	<b>0</b>

### NATIONAL TRAIL LOCAL SCHOOL DISTRICT

Vote For 1

	TOTAL	VOTE %		Polling Place	Mail Absentee	Early Voting Absentee	Provisional
FOR THE TAX	1	100.00%		1	0	0	0
AGAINST THE TAX	0	0.00%		0	0	0	0
<b>Total Votes Cast</b>	<b>1</b>	<b>100.00%</b>		<b>1</b>	<b>0</b>	<b>0</b>	<b>0</b>

### VILLAGE OF NEW MADISON

Vote For 1

	TOTAL	VOTE %		Polling Place	Mail Absentee	Early Voting Absentee	Provisional
For the Tax Levy	125	73.10%		116	2	6	1
Against the Tax Levy	46	26.90%		39	0	7	0
<b>Total Votes Cast</b>	<b>171</b>	<b>100.00%</b>		<b>155</b>	<b>2</b>	<b>13</b>	<b>1</b>

## 25 UNION CITY VILLAGE 01

### Statistics

	TOTAL	Polling Place	Mail Absentee	Early Voting Absentee	Provisional
Registered Voters - Total	814				
Ballots Cast - Total	149	134	2	13	0
Voter Turnout - Total	18.30%				

#### For Union City Village - Mayor UNION CITY

Vote For 1

	TOTAL	VOTE %		Polling Place	Mail Absentee	Early Voting Absentee	Provisional
John H. Fields	131	100.00%	<div style="width: 100%; height: 10px; background-color: #ffc107;"></div>	121	2	8	0
<b>Total Votes Cast</b>	<b>131</b>	<b>100.00%</b>	<div style="width: 100%; height: 10px; background-color: #ffc107;"></div>	<b>121</b>	<b>2</b>	<b>8</b>	<b>0</b>

#### For Union City Village - Council UNION CITY

Vote For 2

	TOTAL	VOTE %		Polling Place	Mail Absentee	Early Voting Absentee	Provisional
Eric Rust	123	100.00%	<div style="width: 100%; height: 10px; background-color: #ffc107;"></div>	112	2	9	0
No Valid Petition Filed	0	0.00%	<div style="width: 0%; height: 10px; background-color: #6c757d;"></div>	0	0	0	0
<b>Total Votes Cast</b>	<b>123</b>	<b>100.00%</b>	<div style="width: 100%; height: 10px; background-color: #ffc107;"></div>	<b>112</b>	<b>2</b>	<b>9</b>	<b>0</b>

#### For Jackson Township - Trustee JACKSON TWP

Vote For 1

	TOTAL	VOTE %		Polling Place	Mail Absentee	Early Voting Absentee	Provisional
James D. Hanes	131	100.00%	<div style="width: 100%; height: 10px; background-color: #ffc107;"></div>	117	2	12	0
<b>Total Votes Cast</b>	<b>131</b>	<b>100.00%</b>	<div style="width: 100%; height: 10px; background-color: #ffc107;"></div>	<b>117</b>	<b>2</b>	<b>12</b>	<b>0</b>

#### For Jackson Township - Fiscal Officer JACKSON TWP

Vote For 1

	TOTAL	VOTE %		Polling Place	Mail Absentee	Early Voting Absentee	Provisional
Sandy Denniston	134	100.00%	<div style="width: 100%; height: 10px; background-color: #ffc107;"></div>	121	2	11	0
<b>Total Votes Cast</b>	<b>134</b>	<b>100.00%</b>	<div style="width: 100%; height: 10px; background-color: #ffc107;"></div>	<b>121</b>	<b>2</b>	<b>11</b>	<b>0</b>

#### For Darke County Educational Service Center Board DARKE CO BD OF EDUC

Vote For 2

	TOTAL	VOTE %		Polling Place	Mail Absentee	Early Voting Absentee	Provisional
Kent A. James	114	100.00%	<div style="width: 100%; height: 10px; background-color: #ffc107;"></div>	102	2	10	0
No Valid Petition Filed	0	0.00%	<div style="width: 0%; height: 10px; background-color: #6c757d;"></div>	0	0	0	0
<b>Total Votes Cast</b>	<b>114</b>	<b>100.00%</b>	<div style="width: 100%; height: 10px; background-color: #ffc107;"></div>	<b>102</b>	<b>2</b>	<b>10</b>	<b>0</b>

#### For Darke County Board of Educational Service Center Board Unexpired DARKE CO BD OF EDUC






Vote For 1

	TOTAL	VOTE %		Polling Place	Mail Absentee	Early Voting Absentee	Provisional
Chad Booher	115	100.00%	<div style="width: 100%; height: 10px; background-color: #ffc107;"></div>	103	2	10	0
<b>Total Votes Cast</b>	<b>115</b>	<b>100.00%</b>	<div style="width: 100%; height: 10px; background-color: #ffc107;"></div>	<b>103</b>	<b>2</b>	<b>10</b>	<b>0</b>

## 25 UNION CITY VILLAGE 01




### For Mississinawa Valley Lsd - Bd Of Ed (3) MISSISSINAWA LSD

Vote For 3

	TOTAL	VOTE %		Polling Place	Mail Absentee	Early Voting Absentee	Provisional
Todd W. Grow	123	32.54%		113	1	9	0
Amy C. Hanes	96	25.40%		82	2	12	0
Jessica L. Gower	94	24.87%		87	0	7	0
Keith Threewits	65	17.20%		58	2	5	0
<b>Total Votes Cast</b>	<b>378</b>	<b>100.00%</b>		<b>340</b>	<b>5</b>	<b>33</b>	<b>0</b>




### VILLAGE OF UNION CITY

Vote For 1

	TOTAL	VOTE %		Polling Place	Mail Absentee	Early Voting Absentee	Provisional
Against the Tax Levy	75	51.37%		65	1	9	0
For the Tax Levy	71	48.63%		67	0	4	0
<b>Total Votes Cast</b>	<b>146</b>	<b>100.00%</b>		<b>132</b>	<b>1</b>	<b>13</b>	<b>0</b>




### VILLAGE OF UNION CITY 2

Vote For 1

	TOTAL	VOTE %		Polling Place	Mail Absentee	Early Voting Absentee	Provisional
Against the Tax Levy	77	52.74%		66	1	10	0
For the Tax Levy	69	47.26%		65	1	3	0
<b>Total Votes Cast</b>	<b>146</b>	<b>100.00%</b>		<b>131</b>	<b>2</b>	<b>13</b>	<b>0</b>

### VILLAGE OF UNION CITY 3

Vote For 1

	TOTAL	VOTE %		Polling Place	Mail Absentee	Early Voting Absentee	Provisional
For the Tax Levy	73	51.05%		70	1	2	0
Against the Tax Levy	70	48.95%		59	1	10	0
<b>Total Votes Cast</b>	<b>143</b>	<b>100.00%</b>		<b>129</b>	<b>2</b>	<b>12</b>	<b>0</b>



## 26 JACKSON TOWNSHIP 01

### Statistics

	TOTAL	Polling Place	Mail Absentee	Early Voting Absentee	Provisional
Registered Voters - Total	692				
Ballots Cast - Total	235	206	5	24	0
Voter Turnout - Total	33.96%				



#### For Jackson Township - Trustee JACKSON TWP

Vote For 1

	TOTAL	VOTE %		Polling Place	Mail Absentee	Early Voting Absentee	Provisional
James D. Hanes	201	100.00%		176	3	22	0
<b>Total Votes Cast</b>	<b>201</b>	<b>100.00%</b>		<b>176</b>	<b>3</b>	<b>22</b>	<b>0</b>




#### For Jackson Township - Fiscal Officer JACKSON TWP

Vote For 1

	TOTAL	VOTE %		Polling Place	Mail Absentee	Early Voting Absentee	Provisional
Sandy Denniston	203	100.00%		176	4	23	0
<b>Total Votes Cast</b>	<b>203</b>	<b>100.00%</b>		<b>176</b>	<b>4</b>	<b>23</b>	<b>0</b>



#### For Darke County Educational Service Center Board DARKE CO BD OF EDUC

Vote For 2

	TOTAL	VOTE %		Polling Place	Mail Absentee	Early Voting Absentee	Provisional
Kent A. James	181	100.00%		159	2	20	0
No Valid Petition Filed	0	0.00%		0	0	0	0
<b>Total Votes Cast</b>	<b>181</b>	<b>100.00%</b>		<b>159</b>	<b>2</b>	<b>20</b>	<b>0</b>






#### For Darke County Board of Educational Service Center Board Unexpired DARKE CO BD OF EDUC

Vote For 1

	TOTAL	VOTE %		Polling Place	Mail Absentee	Early Voting Absentee	Provisional
Chad Booher	167	100.00%		147	1	19	0
<b>Total Votes Cast</b>	<b>167</b>	<b>100.00%</b>		<b>147</b>	<b>1</b>	<b>19</b>	<b>0</b>

#### For Mississinawa Valley Lsd - Bd Of Ed (3) MISSISSINAWA LSD

Vote For 3

	TOTAL	VOTE %		Polling Place	Mail Absentee	Early Voting Absentee	Provisional
Todd W. Grow	196	33.33%		168	5	23	0
Jessica L. Gower	179	30.44%		155	4	20	0
Amy C. Hanes	133	22.62%		117	3	13	0
Keith Threewits	80	13.61%		72	0	8	0
<b>Total Votes Cast</b>	<b>588</b>	<b>100.00%</b>		<b>512</b>	<b>12</b>	<b>64</b>	<b>0</b>



**27 LIBERTY TWP. & PALESTINE 01**

**Statistics**

	TOTAL	Polling Place	Mail Absentee	Early Voting Absentee	Provisional
Registered Voters - Total	566				
Ballots Cast - Total	83	72	3	7	1
Voter Turnout - Total	14.66%				

**For Palestine Village - Mayor PALESTINE**

Vote For 1

	TOTAL	VOTE %		Polling Place	Mail Absentee	Early Voting Absentee	Provisional
David A. Brewer	24	100.00%		22	1	1	0
<b>Total Votes Cast</b>	<b>24</b>	<b>100.00%</b>		<b>22</b>	<b>1</b>	<b>1</b>	<b>0</b>



**For Palestine Village - Council PALESTINE**

Vote For 2

	TOTAL	VOTE %		Polling Place	Mail Absentee	Early Voting Absentee	Provisional
No Valid Petition Filed	0			0	0	0	0
No Valid Petition Filed	0			0	0	0	0
<b>Total Votes Cast</b>	<b>0</b>			<b>0</b>	<b>0</b>	<b>0</b>	<b>0</b>



**For Liberty Township - Trustee LIBERTY TWP**

Vote For 1

	TOTAL	VOTE %		Polling Place	Mail Absentee	Early Voting Absentee	Provisional
Scott Brewer	74	100.00%		64	3	6	1
<b>Total Votes Cast</b>	<b>74</b>	<b>100.00%</b>		<b>64</b>	<b>3</b>	<b>6</b>	<b>1</b>




**For Liberty Township - Fiscal Officer LIBERTY TWP**

Vote For 1

	TOTAL	VOTE %		Polling Place	Mail Absentee	Early Voting Absentee	Provisional
Deborah Kuhnle	68	100.00%		61	3	3	1
<b>Total Votes Cast</b>	<b>68</b>	<b>100.00%</b>		<b>61</b>	<b>3</b>	<b>3</b>	<b>1</b>



**For Darke County Educational Service Center Board DARKE CO BD OF EDUC**

Vote For 2

	TOTAL	VOTE %		Polling Place	Mail Absentee	Early Voting Absentee	Provisional
Kent A. James	67	100.00%		59	3	5	0
No Valid Petition Filed	0	0.00%		0	0	0	0
<b>Total Votes Cast</b>	<b>67</b>	<b>100.00%</b>		<b>59</b>	<b>3</b>	<b>5</b>	<b>0</b>

**For Darke County Board of Educational Service Center Board Unexpired DARKE CO BD OF EDUC**

Vote For 1

	TOTAL	VOTE %		Polling Place	Mail Absentee	Early Voting Absentee	Provisional
Chad Booher	69	100.00%		62	3	4	0
<b>Total Votes Cast</b>	<b>69</b>	<b>100.00%</b>		<b>62</b>	<b>3</b>	<b>4</b>	<b>0</b>

**27 LIBERTY TWP. & PALESTINE 01**




**For Greenville Csd - Bd Of Ed (2) GREENVILLE CITY SD**

Vote For 2

	TOTAL	VOTE %	Polling Place	Mail Absentee	Early Voting Absentee	Provisional
Melissa Riethman	0		0	0	0	0
Jim Sommer	0		0	0	0	0
<b>Total Votes Cast</b>	<b>0</b>		<b>0</b>	<b>0</b>	<b>0</b>	<b>0</b>

**For Tri-village Lsd - Bd Of Ed (2) TRI VILLAGE LSD**

Vote For 2

	TOTAL	VOTE %	Polling Place	Mail Absentee	Early Voting Absentee	Provisional
Shane Coby	61	53.51% 	52	3	5	1
Tim M. Bevins	53	46.49% 	46	3	4	0
<b>Total Votes Cast</b>	<b>114</b>	<b>100.00%</b> 	<b>98</b>	<b>6</b>	<b>9</b>	<b>1</b>



## 28 MISSISSINAWA TOWNSHIP 01

### Statistics

	TOTAL	Polling Place	Mail Absentee	Early Voting Absentee	Provisional
Registered Voters - Total	461				
Ballots Cast - Total	84	76	0	8	0
Voter Turnout - Total	18.22%				

#### For Mississinawa Township - Trustee MISSISSINAWA TWP

Vote For 1

	TOTAL	VOTE %		Polling Place	Mail Absentee	Early Voting Absentee	Provisional
Eric J. Barga	75	100.00%	<div style="width: 100%; height: 10px; background-color: #ffc107;"></div>	68	0	7	0
<b>Total Votes Cast</b>	<b>75</b>	<b>100.00%</b>	<div style="width: 100%; height: 10px; background-color: #ffc107;"></div>	<b>68</b>	<b>0</b>	<b>7</b>	<b>0</b>

#### For Mississinawa Township - Fiscal Officer MISSISSINAWA TWP

Vote For 1

	TOTAL	VOTE %		Polling Place	Mail Absentee	Early Voting Absentee	Provisional
Sherry L. Dirksen	68	100.00%	<div style="width: 100%; height: 10px; background-color: #ffc107;"></div>	63	0	5	0
<b>Total Votes Cast</b>	<b>68</b>	<b>100.00%</b>	<div style="width: 100%; height: 10px; background-color: #ffc107;"></div>	<b>63</b>	<b>0</b>	<b>5</b>	<b>0</b>

#### For Darke County Educational Service Center Board DARKE CO BD OF EDUC

Vote For 2

	TOTAL	VOTE %		Polling Place	Mail Absentee	Early Voting Absentee	Provisional
Kent A. James	54	100.00%	<div style="width: 100%; height: 10px; background-color: #ffc107;"></div>	51	0	3	0
No Valid Petition Filed	0	0.00%	<div style="width: 0%; height: 10px; background-color: #6c757d;"></div>	0	0	0	0
<b>Total Votes Cast</b>	<b>54</b>	<b>100.00%</b>	<div style="width: 100%; height: 10px; background-color: #ffc107;"></div>	<b>51</b>	<b>0</b>	<b>3</b>	<b>0</b>

#### For Darke County Board of Educational Service Center Board Unexpired DARKE CO BD OF EDUC

Vote For 1

	TOTAL	VOTE %		Polling Place	Mail Absentee	Early Voting Absentee	Provisional
Chad Booher	53	100.00%	<div style="width: 100%; height: 10px; background-color: #ffc107;"></div>	51	0	2	0
<b>Total Votes Cast</b>	<b>53</b>	<b>100.00%</b>	<div style="width: 100%; height: 10px; background-color: #ffc107;"></div>	<b>51</b>	<b>0</b>	<b>2</b>	<b>0</b>

#### For Mercer County Educational Service Center Board MERCER CO BD OF ED

Vote For 2

	TOTAL	VOTE %		Polling Place	Mail Absentee	Early Voting Absentee	Provisional
Melissa Hoying	8	100.00%	<div style="width: 100%; height: 10px; background-color: #ffc107;"></div>	7	0	1	0
Write-In Totals	0	0.00%	<div style="width: 0%; height: 10px; background-color: #6c757d;"></div>	0	0	0	0
Not Assigned	0	0.00%	<div style="width: 0%; height: 10px; background-color: #6c757d;"></div>	0	0	0	0
<b>Total Votes Cast</b>	<b>8</b>	<b>100.00%</b>	<div style="width: 100%; height: 10px; background-color: #ffc107;"></div>	<b>7</b>	<b>0</b>	<b>1</b>	<b>0</b>

## 28 MISSISSINAWA TOWNSHIP 01

### For Mercer County Board of Educational Service Center Board Unexpired MERCER CO BD OF ED

Vote For 1

	TOTAL	VOTE %		Polling Place	Mail Absentee	Early Voting Absentee	Provisional
Curtis Hayes	10	100.00%	<div style="width: 100%; height: 10px; background-color: #ffc107;"></div>	8	0	2	0
<b>Total Votes Cast</b>	<b>10</b>	<b>100.00%</b>	<div style="width: 100%; height: 10px; background-color: #ffc107;"></div>	<b>8</b>	<b>0</b>	<b>2</b>	<b>0</b>

### For Ft. Recovery Lsd - Bd Of Ed (3) FT RECOVERY LSD

Vote For 3

	TOTAL	VOTE %		Polling Place	Mail Absentee	Early Voting Absentee	Provisional
Anne Guggenbiller	9	26.47%	<div style="width: 26.47%; height: 10px; background-color: #ffc107;"></div>	8	0	1	0
Don Wendel	9	26.47%	<div style="width: 26.47%; height: 10px; background-color: #ffc107;"></div>	8	0	1	0
Jake Dean Knapke	6	17.65%	<div style="width: 17.65%; height: 10px; background-color: #ffc107;"></div>	5	0	1	0
Jerry Byram	5	14.71%	<div style="width: 14.71%; height: 10px; background-color: #ffc107;"></div>	4	0	1	0
Mike Grube	5	14.71%	<div style="width: 14.71%; height: 10px; background-color: #ffc107;"></div>	3	0	2	0
<b>Total Votes Cast</b>	<b>34</b>	<b>100.00%</b>	<div style="width: 100%; height: 10px; background-color: #ffc107;"></div>	<b>28</b>	<b>0</b>	<b>6</b>	<b>0</b>

### For Mississinawa Valley Lsd - Bd Of Ed (3) MISSISSINAWA LSD

Vote For 3

	TOTAL	VOTE %		Polling Place	Mail Absentee	Early Voting Absentee	Provisional
Jessica L. Gower	60	30.61%	<div style="width: 30.61%; height: 10px; background-color: #ffc107;"></div>	55	0	5	0
Todd W. Grow	58	29.59%	<div style="width: 29.59%; height: 10px; background-color: #ffc107;"></div>	54	0	4	0
Amy C. Hanes	47	23.98%	<div style="width: 23.98%; height: 10px; background-color: #ffc107;"></div>	43	0	4	0
Keith Threewits	31	15.82%	<div style="width: 15.82%; height: 10px; background-color: #ffc107;"></div>	28	0	3	0
<b>Total Votes Cast</b>	<b>196</b>	<b>100.00%</b>	<div style="width: 100%; height: 10px; background-color: #ffc107;"></div>	<b>180</b>	<b>0</b>	<b>16</b>	<b>0</b>

## 29 MONROE TWP & PITSBURG VILLAGE 01

### Statistics

	TOTAL	Polling Place	Mail Absentee	Early Voting Absentee	Provisional
Registered Voters - Total	1,130				
Ballots Cast - Total	243	217	10	15	1
Voter Turnout - Total	21.50%				

#### For Pittsburg Village - Mayor PITSBURG

Vote For 1

	TOTAL	VOTE %		Polling Place	Mail Absentee	Early Voting Absentee	Provisional
Michael Wolf	60	100.00%		52	2	5	1
<b>Total Votes Cast</b>	<b>60</b>	<b>100.00%</b>		<b>52</b>	<b>2</b>	<b>5</b>	<b>1</b>

#### For Pittsburg Village - Council PITSBURG

Vote For 2

	TOTAL	VOTE %		Polling Place	Mail Absentee	Early Voting Absentee	Provisional
Chip Heindl	55	52.38%		49	2	3	1
Phyllis Riegler	50	47.62%		43	2	4	1
<b>Total Votes Cast</b>	<b>105</b>	<b>100.00%</b>		<b>92</b>	<b>4</b>	<b>7</b>	<b>2</b>

#### For Monroe Township - Trustee MONROE TWP

Vote For 1

	TOTAL	VOTE %		Polling Place	Mail Absentee	Early Voting Absentee	Provisional
Kevin McKibben	219	100.00%		196	9	13	1
<b>Total Votes Cast</b>	<b>219</b>	<b>100.00%</b>		<b>196</b>	<b>9</b>	<b>13</b>	<b>1</b>

#### For Monroe Township - Trustees MONROE TWP

Vote For 1

	TOTAL	VOTE %		Polling Place	Mail Absentee	Early Voting Absentee	Provisional
Ricky Lee Oswalt	210	100.00%		187	8	14	1
<b>Total Votes Cast</b>	<b>210</b>	<b>100.00%</b>		<b>187</b>	<b>8</b>	<b>14</b>	<b>1</b>

#### For Monroe Township - Fiscal Officer MONROE TWP

Vote For 1

	TOTAL	VOTE %		Polling Place	Mail Absentee	Early Voting Absentee	Provisional
Dawn Oswalt	214	100.00%		190	10	13	1
<b>Total Votes Cast</b>	<b>214</b>	<b>100.00%</b>		<b>190</b>	<b>10</b>	<b>13</b>	<b>1</b>

#### For Darke County Educational Service Center Board DARKE CO BD OF EDUC

Vote For 2

	TOTAL	VOTE %		Polling Place	Mail Absentee	Early Voting Absentee	Provisional
Kent A. James	183	100.00%		165	6	11	1
No Valid Petition Filed	0	0.00%		0	0	0	0
<b>Total Votes Cast</b>	<b>183</b>	<b>100.00%</b>		<b>165</b>	<b>6</b>	<b>11</b>	<b>1</b>

## 29 MONROE TWP & PITSBURG VILLAGE 01

### For Darke County Board of Educational Service Center Board Unexpired DARKE CO BD OF EDUC

Vote For 1

	TOTAL	VOTE %		Polling Place	Mail Absentee	Early Voting Absentee	Provisional
Chad Booher	202	100.00%	<div style="width: 100%; height: 10px; background-color: #ffc107;"></div>	181	8	13	0
<b>Total Votes Cast</b>	<b>202</b>	<b>100.00%</b>	<div style="width: 100%; height: 10px; background-color: #ffc107;"></div>	<b>181</b>	<b>8</b>	<b>13</b>	<b>0</b>

### For Preble Co - Educational Service Center Board PREBLE CO BD OF ED

Vote For 2

	TOTAL	VOTE %		Polling Place	Mail Absentee	Early Voting Absentee	Provisional
Kevin A. Johnston	4	66.67%	<div style="width: 66.67%; height: 10px; background-color: #ffc107;"></div>	4	0	0	0
Ashley Garnett	1	16.67%	<div style="width: 16.67%; height: 10px; background-color: #ffc107;"></div>	1	0	0	0
Rhonda Schaar	1	16.67%	<div style="width: 16.67%; height: 10px; background-color: #ffc107;"></div>	1	0	0	0
<b>Total Votes Cast</b>	<b>6</b>	<b>100.00%</b>	<div style="width: 100%; height: 10px; background-color: #ffc107;"></div>	<b>6</b>	<b>0</b>	<b>0</b>	<b>0</b>

### For Preble Co - Educational Service Center Board Unexpired PREBLE CO BD OF ED

Vote For 2

	TOTAL	VOTE %		Polling Place	Mail Absentee	Early Voting Absentee	Provisional
Shelly Lykins	3	100.00%	<div style="width: 100%; height: 10px; background-color: #ffc107;"></div>	3	0	0	0
No Valid Petition Filed	0	0.00%	<div style="width: 0%; height: 10px; background-color: #ffc107;"></div>	0	0	0	0
<b>Total Votes Cast</b>	<b>3</b>	<b>100.00%</b>	<div style="width: 100%; height: 10px; background-color: #ffc107;"></div>	<b>3</b>	<b>0</b>	<b>0</b>	<b>0</b>

### For Arcanum Butler Lsd - Bd Of Ed (3) ARCANUM BUTLER LSD

Vote For 3

	TOTAL	VOTE %		Polling Place	Mail Absentee	Early Voting Absentee	Provisional
Beverly Delk	0			0	0	0	0
Eric W. Moore	0			0	0	0	0
Mark S. Trask	0			0	0	0	0
<b>Total Votes Cast</b>	<b>0</b>			<b>0</b>	<b>0</b>	<b>0</b>	<b>0</b>

### For Franklin Monroe Lsd - Bd Of Ed (3) FRANKLIN MONROE LSD

Vote For 3

	TOTAL	VOTE %		Polling Place	Mail Absentee	Early Voting Absentee	Provisional
Jason D. Baker	164	36.61%	<div style="width: 36.61%; height: 10px; background-color: #ffc107;"></div>	151	6	6	1
Amanda L. Brumbaugh	153	34.15%	<div style="width: 34.15%; height: 10px; background-color: #ffc107;"></div>	137	6	10	0
Teresa L. Wolf	131	29.24%	<div style="width: 29.24%; height: 10px; background-color: #ffc107;"></div>	121	0	9	1
<b>Total Votes Cast</b>	<b>448</b>	<b>100.00%</b>	<div style="width: 100%; height: 10px; background-color: #ffc107;"></div>	<b>409</b>	<b>12</b>	<b>25</b>	<b>2</b>

## 29 MONROE TWP & PITSBURG VILLAGE 01





### For Northmont City Sd - Bd Of Ed (2) NORTHMONT CSD

Vote For 2

	TOTAL	VOTE %		Polling Place	Mail Absentee	Early Voting Absentee	Provisional
Karl G. Espeleta	0			0	0	0	0
Thomas L. Walker	0			0	0	0	0
<b>Total Votes Cast</b>	<b>0</b>			<b>0</b>	<b>0</b>	<b>0</b>	<b>0</b>

### For Tri-county North Lsd - Bd Of Ed (3) TRI COUNTY NORTH LSD

Vote For 3

	TOTAL	VOTE %		Polling Place	Mail Absentee	Early Voting Absentee	Provisional
Rodney C. Schaar	4	50.00%		4	0	0	0
Larry Seibel	3	37.50%		3	0	0	0
Vickie L. Woodyard	1	12.50%		1	0	0	0
<b>Total Votes Cast</b>	<b>8</b>	<b>100.00%</b>		<b>8</b>	<b>0</b>	<b>0</b>	<b>0</b>




### ARCANUM-BUTLER LSD INCOME TAX

Vote For 1

	TOTAL	VOTE %		Polling Place	Mail Absentee	Early Voting Absentee	Provisional
FOR THE TAX	0			0	0	0	0
AGAINST THE TAX	0			0	0	0	0
<b>Total Votes Cast</b>	<b>0</b>			<b>0</b>	<b>0</b>	<b>0</b>	<b>0</b>

### FRANKLIN-MONROE LOCAL SCHOOL DISTRICT

Vote For 1

	TOTAL	VOTE %		Polling Place	Mail Absentee	Early Voting Absentee	Provisional
FOR THE TAX LEVY	163	68.49%		146	7	10	0
AGAINST THE TAX LEVY	75	31.51%		67	3	5	0
<b>Total Votes Cast</b>	<b>238</b>	<b>100.00%</b>		<b>213</b>	<b>10</b>	<b>15</b>	<b>0</b>




### Northmont City School District

Vote For 1

	TOTAL	VOTE %		Polling Place	Mail Absentee	Early Voting Absentee	Provisional
FOR THE TAX LEVY	0			0	0	0	0
AGAINST THE TAX LEVY	0			0	0	0	0
<b>Total Votes Cast</b>	<b>0</b>			<b>0</b>	<b>0</b>	<b>0</b>	<b>0</b>

### VILLAGE OF PITSBURG

Vote For 1

	TOTAL	VOTE %		Polling Place	Mail Absentee	Early Voting Absentee	Provisional
For the Tax Levy	54	76.06%		48	0	5	1
Against the Tax Levy	17	23.94%		15	2	0	0
<b>Total Votes Cast</b>	<b>71</b>	<b>100.00%</b>		<b>63</b>	<b>2</b>	<b>5</b>	<b>1</b>

### 30 WAYNE LAKES VILLAGE 01

#### Statistics

	TOTAL	Polling Place	Mail Absentee	Early Voting Absentee	Provisional
Registered Voters - Total	506				
Ballots Cast - Total	83	80	0	2	1
Voter Turnout - Total	16.40%				

#### For Wayne Lakes Village - Mayor WAYNE LAKES

Vote For 1

	TOTAL	VOTE %	Polling Place	Mail Absentee	Early Voting Absentee	Provisional
No Valid Petition Filed	0		0	0	0	0
<b>Total Votes Cast</b>	<b>0</b>		<b>0</b>	<b>0</b>	<b>0</b>	<b>0</b>

#### For Wayne Lakes Village - Council WAYNE LAKES

Vote For 2

	TOTAL	VOTE %	Polling Place	Mail Absentee	Early Voting Absentee	Provisional
No Valid Petition Filed	0		0	0	0	0
No Valid Petition Filed	0		0	0	0	0
<b>Total Votes Cast</b>	<b>0</b>		<b>0</b>	<b>0</b>	<b>0</b>	<b>0</b>

#### For Neave Township - Trustee NEAVE TWP

Vote For 1

	TOTAL	VOTE %	Polling Place	Mail Absentee	Early Voting Absentee	Provisional
Keith D. Godown	75	100.00%	72	0	2	1
<b>Total Votes Cast</b>	<b>75</b>	<b>100.00%</b>	<b>72</b>	<b>0</b>	<b>2</b>	<b>1</b>

#### For Neave Township - Fiscal Officer NEAVE TWP

Vote For 1

	TOTAL	VOTE %	Polling Place	Mail Absentee	Early Voting Absentee	Provisional
Diane L. Delaplane	67	100.00%	64	0	2	1
<b>Total Votes Cast</b>	<b>67</b>	<b>100.00%</b>	<b>64</b>	<b>0</b>	<b>2</b>	<b>1</b>

#### For Greenville Csd - Bd Of Ed (2) GREENVILLE CITY SD

Vote For 2

	TOTAL	VOTE %	Polling Place	Mail Absentee	Early Voting Absentee	Provisional
Jim Sommer	57	52.78%	54	0	2	1
Melissa Riethman	51	47.22%	49	0	2	0
<b>Total Votes Cast</b>	<b>108</b>	<b>100.00%</b>	<b>103</b>	<b>0</b>	<b>4</b>	<b>1</b>



### 31 NEAVE TOWNSHIP 01

#### Statistics

	TOTAL	Polling Place	Mail Absentee	Early Voting Absentee	Provisional
Registered Voters - Total	920				
Ballots Cast - Total	159	133	9	17	0
Voter Turnout - Total	17.28%				



#### For Neave Township - Trustee NEAVE TWP

Vote For 1

	TOTAL	VOTE %		Polling Place	Mail Absentee	Early Voting Absentee	Provisional
Keith D. Godown	149	100.00%		129	3	17	0
<b>Total Votes Cast</b>	<b>149</b>	<b>100.00%</b>		<b>129</b>	<b>3</b>	<b>17</b>	<b>0</b>




#### For Neave Township - Fiscal Officer NEAVE TWP

Vote For 1

	TOTAL	VOTE %		Polling Place	Mail Absentee	Early Voting Absentee	Provisional
Diane L. Delaplane	140	100.00%		120	3	17	0
<b>Total Votes Cast</b>	<b>140</b>	<b>100.00%</b>		<b>120</b>	<b>3</b>	<b>17</b>	<b>0</b>



#### For Darke County Educational Service Center Board DARKE CO BD OF EDUC

Vote For 2

	TOTAL	VOTE %		Polling Place	Mail Absentee	Early Voting Absentee	Provisional
Kent A. James	47	100.00%		40	0	7	0
No Valid Petition Filed	0	0.00%		0	0	0	0
<b>Total Votes Cast</b>	<b>47</b>	<b>100.00%</b>		<b>40</b>	<b>0</b>	<b>7</b>	<b>0</b>





#### For Darke County Board of Educational Service Center Board Unexpired DARKE CO BD OF EDUC

Vote For 1

	TOTAL	VOTE %		Polling Place	Mail Absentee	Early Voting Absentee	Provisional
Chad Booher	53	100.00%		46	0	7	0
<b>Total Votes Cast</b>	<b>53</b>	<b>100.00%</b>		<b>46</b>	<b>0</b>	<b>7</b>	<b>0</b>

#### For Arcanum Butler Lsd - Bd Of Ed (3) ARCANUM BUTLER LSD




Vote For 3

	TOTAL	VOTE %		Polling Place	Mail Absentee	Early Voting Absentee	Provisional
Beverly Delk	22	40.74%		18	0	4	0
Mark S. Trask	17	31.48%		13	0	4	0
Eric W. Moore	15	27.78%		13	0	2	0
<b>Total Votes Cast</b>	<b>54</b>	<b>100.00%</b>		<b>44</b>	<b>0</b>	<b>10</b>	<b>0</b>

### 31 NEAVE TOWNSHIP 01




**For Greenville Csd - Bd Of Ed (2) GREENVILLE CITY SD**

Vote For 2

	TOTAL	VOTE %		Polling Place	Mail Absentee	Early Voting Absentee	Provisional
Jim Sommer	78	52.35%		67	3	8	0
Melissa Riethman	71	47.65%		61	3	7	0
<b>Total Votes Cast</b>	<b>149</b>	<b>100.00%</b>		<b>128</b>	<b>6</b>	<b>15</b>	<b>0</b>




**For Tri-village Lsd - Bd Of Ed (2) TRI VILLAGE LSD**

Vote For 2

	TOTAL	VOTE %		Polling Place	Mail Absentee	Early Voting Absentee	Provisional
Tim M. Bevins	33	60.00%		26	4	3	0
Shane Coby	22	40.00%		20	0	2	0
<b>Total Votes Cast</b>	<b>55</b>	<b>100.00%</b>		<b>46</b>	<b>4</b>	<b>5</b>	<b>0</b>

**ARCANUM-BUTLER LSD INCOME TAX**

Vote For 1

	TOTAL	VOTE %		Polling Place	Mail Absentee	Early Voting Absentee	Provisional
FOR THE TAX	19	79.17%		15	0	4	0
AGAINST THE TAX	5	20.83%		5	0	0	0
<b>Total Votes Cast</b>	<b>24</b>	<b>100.00%</b>		<b>20</b>	<b>0</b>	<b>4</b>	<b>0</b>



**32 PATTERSON TWP. OSGOOD & YORKSHIRE 01**

**Statistics**

	TOTAL	Polling Place	Mail Absentee	Early Voting Absentee	Provisional
Registered Voters - Total	909				
Ballots Cast - Total	155	148	3	4	0
Voter Turnout - Total	17.05%				

**For Osgood Village - Mayor OSGOOD**

Vote For 1

	TOTAL	VOTE %	Polling Place	Mail Absentee	Early Voting Absentee	Provisional
No Valid Petition Filed	0		0	0	0	0
<b>Total Votes Cast</b>	<b>0</b>		<b>0</b>	<b>0</b>	<b>0</b>	<b>0</b>

**For Osgood Village - Council OSGOOD**

Vote For 2

	TOTAL	VOTE %	Polling Place	Mail Absentee	Early Voting Absentee	Provisional
No Valid Petition Filed	0		0	0	0	0
No Valid Petition Filed	0		0	0	0	0
<b>Total Votes Cast</b>	<b>0</b>		<b>0</b>	<b>0</b>	<b>0</b>	<b>0</b>

**For Yorkshire Village - Mayor YORKSHIRE**

Vote For 1

	TOTAL	VOTE %	Polling Place	Mail Absentee	Early Voting Absentee	Provisional
Kenneth A. Subler	10	100.00%	10	0	0	0
<b>Total Votes Cast</b>	<b>10</b>	<b>100.00%</b>	<b>10</b>	<b>0</b>	<b>0</b>	<b>0</b>

**For Yorkshire Village - Council YORKSHIRE**

Vote For 2

	TOTAL	VOTE %	Polling Place	Mail Absentee	Early Voting Absentee	Provisional
No Valid Petition Filed	0		0	0	0	0
No Valid Petition Filed	0		0	0	0	0
<b>Total Votes Cast</b>	<b>0</b>		<b>0</b>	<b>0</b>	<b>0</b>	<b>0</b>

**For Patterson Township - Trustee PATTERSON TWP**

Vote For 1

	TOTAL	VOTE %	Polling Place	Mail Absentee	Early Voting Absentee	Provisional
Samuel F. Pohlman	148	100.00%	141	3	4	0
<b>Total Votes Cast</b>	<b>148</b>	<b>100.00%</b>	<b>141</b>	<b>3</b>	<b>4</b>	<b>0</b>

**For Patterson Township - Fiscal Officer PATTERSON TWP**

Vote For 1

	TOTAL	VOTE %	Polling Place	Mail Absentee	Early Voting Absentee	Provisional
Kathleen M. Grieshop	151	100.00%	144	3	4	0
<b>Total Votes Cast</b>	<b>151</b>	<b>100.00%</b>	<b>144</b>	<b>3</b>	<b>4</b>	<b>0</b>

### 32 PATTERSON TWP. OSGOOD & YORKSHIRE 01

#### For Auglaize County Educational Service Center Board AUGLAIZE CO BD OF ED

Vote For 3

	TOTAL	VOTE %		Polling Place	Mail Absentee	Early Voting Absentee	Provisional
David Shephard	3	100.00%	<div style="width: 100%; height: 10px; background-color: #ffc107;"></div>	3	0	0	0
No Valid Petition Filed	0	0.00%	<div style="width: 0%; height: 10px; background-color: #6c757d;"></div>	0	0	0	0
No Valid Petition Filed	0	0.00%	<div style="width: 0%; height: 10px; background-color: #6c757d;"></div>	0	0	0	0
<b>Total Votes Cast</b>	<b>3</b>	<b>100.00%</b>	<div style="width: 100%; height: 10px; background-color: #ffc107;"></div>	<b>3</b>	<b>0</b>	<b>0</b>	<b>0</b>

#### For Auglaize County Educational Service Center Board Unexpired AUGLAIZE CO BD OF ED

Vote For 1

	TOTAL	VOTE %		Polling Place	Mail Absentee	Early Voting Absentee	Provisional
No Valid Petition Filed	0	0.00%	<div style="width: 0%; height: 10px; background-color: #6c757d;"></div>	0	0	0	0
<b>Total Votes Cast</b>	<b>0</b>	<b>0.00%</b>	<div style="width: 0%; height: 10px; background-color: #6c757d;"></div>	<b>0</b>	<b>0</b>	<b>0</b>	<b>0</b>

#### For Mercer County Educational Service Center Board MERCER CO BD OF ED

Vote For 2

	TOTAL	VOTE %		Polling Place	Mail Absentee	Early Voting Absentee	Provisional
Melissa Hoying	72	100.00%	<div style="width: 100%; height: 10px; background-color: #ffc107;"></div>	70	1	1	0
Write-In Totals	0	0.00%	<div style="width: 0%; height: 10px; background-color: #6c757d;"></div>	0	0	0	0
Not Assigned	0	0.00%	<div style="width: 0%; height: 10px; background-color: #6c757d;"></div>	0	0	0	0
<b>Total Votes Cast</b>	<b>72</b>	<b>100.00%</b>	<div style="width: 100%; height: 10px; background-color: #ffc107;"></div>	<b>70</b>	<b>1</b>	<b>1</b>	<b>0</b>

#### For Mercer County Board of Educational Service Center Board Unexpired MERCER CO BD OF ED

Vote For 1

	TOTAL	VOTE %		Polling Place	Mail Absentee	Early Voting Absentee	Provisional
Curtis Hayes	65	100.00%	<div style="width: 100%; height: 10px; background-color: #ffc107;"></div>	63	1	1	0
<b>Total Votes Cast</b>	<b>65</b>	<b>100.00%</b>	<div style="width: 100%; height: 10px; background-color: #ffc107;"></div>	<b>63</b>	<b>1</b>	<b>1</b>	<b>0</b>

#### For Midwest Regional #3 - Educational Service Center Board MIDWEST REG ESC

Vote For 1

	TOTAL	VOTE %		Polling Place	Mail Absentee	Early Voting Absentee	Provisional
Eric Ditmer	2	100.00%	<div style="width: 100%; height: 10px; background-color: #ffc107;"></div>	0	2	0	0
<b>Total Votes Cast</b>	<b>2</b>	<b>100.00%</b>	<div style="width: 100%; height: 10px; background-color: #ffc107;"></div>	<b>0</b>	<b>2</b>	<b>0</b>	<b>0</b>

#### For Fort Loramie Lsd - Bd Of Ed (3) FT LORAMIE LSD

Vote For 3

	TOTAL	VOTE %		Polling Place	Mail Absentee	Early Voting Absentee	Provisional
Lisa Ruhenkamp	2	33.33%	<div style="width: 33.33%; height: 10px; background-color: #ffc107;"></div>	0	2	0	0
Thomas R. Wisener	2	33.33%	<div style="width: 33.33%; height: 10px; background-color: #ffc107;"></div>	0	2	0	0
Lynn DeLoye	1	16.67%	<div style="width: 16.67%; height: 10px; background-color: #ffc107;"></div>	0	1	0	0
Vernon F. Siegel, Jr.	1	16.67%	<div style="width: 16.67%; height: 10px; background-color: #ffc107;"></div>	0	1	0	0
<b>Total Votes Cast</b>	<b>6</b>	<b>100.00%</b>	<div style="width: 100%; height: 10px; background-color: #ffc107;"></div>	<b>0</b>	<b>6</b>	<b>0</b>	<b>0</b>

### 32 PATTERSON TWP. OSGOOD & YORKSHIRE 01

#### For Minster Lsd - Bd Of Ed (2) MINSTER LSD

Vote For 2

	TOTAL	VOTE %		Polling Place	Mail Absentee	Early Voting Absentee	Provisional
Katrina Nixon	4	66.67%		4	0	0	0
Ted Oldiges	2	33.33%		2	0	0	0
<b>Total Votes Cast</b>	<b>6</b>	<b>100.00%</b>		<b>6</b>	<b>0</b>	<b>0</b>	<b>0</b>

#### For Minster Lsd - Bd Of Ed (3) MINSTER LSD

Vote For 2

	TOTAL	VOTE %		Polling Place	Mail Absentee	Early Voting Absentee	Provisional
Sandra Schulze	5	62.50%		5	0	0	0
Richard Bruns	3	37.50%		3	0	0	0
<b>Total Votes Cast</b>	<b>8</b>	<b>100.00%</b>		<b>8</b>	<b>0</b>	<b>0</b>	<b>0</b>

#### For Marion Local Sd - Bd Of Ed (3) MARION LOCAL SD

Vote For 3

	TOTAL	VOTE %		Polling Place	Mail Absentee	Early Voting Absentee	Provisional
Randy Bruns	67	34.90%		65	1	1	0
Tim Pohlman	63	32.81%		61	1	1	0
Shannon M. Everman	62	32.29%		60	1	1	0
<b>Total Votes Cast</b>	<b>192</b>	<b>100.00%</b>		<b>186</b>	<b>3</b>	<b>3</b>	<b>0</b>

#### For Versailles EVSD - Bd Of Ed

Vote For 2

	TOTAL	VOTE %		Polling Place	Mail Absentee	Early Voting Absentee	Provisional
Jacob Broering	63	54.31%		60	0	3	0
Hope Batty	53	45.69%		51	0	2	0
<b>Total Votes Cast</b>	<b>116</b>	<b>100.00%</b>		<b>111</b>	<b>0</b>	<b>5</b>	<b>0</b>

#### Marion Local School District

Vote For 1

	TOTAL	VOTE %		Polling Place	Mail Absentee	Early Voting Absentee	Provisional
For the Tax Levy	60	78.95%		59	0	1	0
Against the Tax Levy	16	21.05%		15	1	0	0
<b>Total Votes Cast</b>	<b>76</b>	<b>100.00%</b>		<b>74</b>	<b>1</b>	<b>1</b>	<b>0</b>

#### Upper Valley Career Center

Vote For 1

	TOTAL	VOTE %		Polling Place	Mail Absentee	Early Voting Absentee	Provisional
FOR THE TAX LEVY	1	50.00%		0	1	0	0
AGAINST THE TAX LEVY	1	50.00%		0	1	0	0
<b>Total Votes Cast</b>	<b>2</b>	<b>100.00%</b>		<b>0</b>	<b>2</b>	<b>0</b>	<b>0</b>

### 33 RICHLAND TOWNSHIP 01

#### Statistics

	TOTAL	Polling Place	Mail Absentee	Early Voting Absentee	Provisional
Registered Voters - Total	540				
Ballots Cast - Total	199	182	4	9	4
Voter Turnout - Total	36.85%				

#### For Richland Township - Trustee RICHLAND TWP

Vote For 1

	TOTAL	VOTE %		Polling Place	Mail Absentee	Early Voting Absentee	Provisional
Bruce Knick	124	62.31%		112	3	6	3
Bob Wagner	75	37.69%		70	1	3	1
<b>Total Votes Cast</b>	<b>199</b>	<b>100.00%</b>		<b>182</b>	<b>4</b>	<b>9</b>	<b>4</b>

#### For Richland Township - Fiscal Officer RICHLAND TWP

Vote For 1

	TOTAL	VOTE %		Polling Place	Mail Absentee	Early Voting Absentee	Provisional
Star Sink	116	61.38%		108	1	6	1
Kay Nance	73	38.62%		64	3	3	3
<b>Total Votes Cast</b>	<b>189</b>	<b>100.00%</b>		<b>172</b>	<b>4</b>	<b>9</b>	<b>4</b>

#### For Darke County Educational Service Center Board DARKE CO BD OF EDUC

Vote For 2

	TOTAL	VOTE %		Polling Place	Mail Absentee	Early Voting Absentee	Provisional
Kent A. James	34	100.00%		29	0	4	1
No Valid Petition Filed	0	0.00%		0	0	0	0
<b>Total Votes Cast</b>	<b>34</b>	<b>100.00%</b>		<b>29</b>	<b>0</b>	<b>4</b>	<b>1</b>

#### For Darke County Board of Educational Service Center Board Unexpired DARKE CO BD OF EDUC

Vote For 1

	TOTAL	VOTE %		Polling Place	Mail Absentee	Early Voting Absentee	Provisional
Chad Booher	33	100.00%		28	0	4	1
<b>Total Votes Cast</b>	<b>33</b>	<b>100.00%</b>		<b>28</b>	<b>0</b>	<b>4</b>	<b>1</b>

#### For Ansonia Lsd - Bd Of Ed (3) ANSONIA LSD




Vote For 3

	TOTAL	VOTE %		Polling Place	Mail Absentee	Early Voting Absentee	Provisional
Ronald L. Barga, II	34	53.12%		29	0	4	1
Joey Schmitmeyer	30	46.88%		27	0	3	0
No Valid Petition Filed	0	0.00%		0	0	0	0
<b>Total Votes Cast</b>	<b>64</b>	<b>100.00%</b>		<b>56</b>	<b>0</b>	<b>7</b>	<b>1</b>

### 33 RICHLAND TOWNSHIP 01




#### For Greenville Csd - Bd Of Ed (2) GREENVILLE CITY SD

Vote For 2

	TOTAL	VOTE %		Polling Place	Mail Absentee	Early Voting Absentee	Provisional
Jim Sommer	76	53.15%		71	2	3	0
Melissa Riethman	67	46.85%		63	2	1	1
<b>Total Votes Cast</b>	<b>143</b>	<b>100.00%</b>		<b>134</b>	<b>4</b>	<b>4</b>	<b>1</b>




#### For Versailles EVSD - Bd Of Ed

Vote For 2

	TOTAL	VOTE %		Polling Place	Mail Absentee	Early Voting Absentee	Provisional
Jacob Broering	36	51.43%		30	2	2	2
Hope Batty	34	48.57%		29	2	2	1
<b>Total Votes Cast</b>	<b>70</b>	<b>100.00%</b>		<b>59</b>	<b>4</b>	<b>4</b>	<b>3</b>

#### ANSONIA LOCAL SCHOOL DISTRICT

Vote For 1

	TOTAL	VOTE %		Polling Place	Mail Absentee	Early Voting Absentee	Provisional
FOR THE TAX LEVY	26	65.00%		24	0	1	1
AGAINST THE TAX LEVY	14	35.00%		11	0	3	0
<b>Total Votes Cast</b>	<b>40</b>	<b>100.00%</b>		<b>35</b>	<b>0</b>	<b>4</b>	<b>1</b>



### 34 ARCANUM VILLAGE - A 01

#### Statistics

	TOTAL	Polling Place	Mail Absentee	Early Voting Absentee	Provisional
Registered Voters - Total	929				
Ballots Cast - Total	305	271	8	21	5
Voter Turnout - Total	32.83%				




#### For Arcanum Village - Mayor ARCANUM

Vote For 1

	TOTAL	VOTE %		Polling Place	Mail Absentee	Early Voting Absentee	Provisional
Gregory T. Baumle	269	100.00%		237	6	21	5
<b>Total Votes Cast</b>	<b>269</b>	<b>100.00%</b>		<b>237</b>	<b>6</b>	<b>21</b>	<b>5</b>



#### For Arcanum Village - Council ARCANUM

Vote For 2

	TOTAL	VOTE %		Polling Place	Mail Absentee	Early Voting Absentee	Provisional
Rick Genovesi	226	50.22%		200	4	18	4
Jacob Banks	224	49.78%		202	6	13	3
<b>Total Votes Cast</b>	<b>450</b>	<b>100.00%</b>		<b>402</b>	<b>10</b>	<b>31</b>	<b>7</b>



#### For Twin Township - Trustee TWIN TWP

Vote For 1

	TOTAL	VOTE %		Polling Place	Mail Absentee	Early Voting Absentee	Provisional
Jerry E. Snyder	271	100.00%		242	6	18	5
<b>Total Votes Cast</b>	<b>271</b>	<b>100.00%</b>		<b>242</b>	<b>6</b>	<b>18</b>	<b>5</b>




#### For Twin Township - Fiscal Officer TWIN TWP

Vote For 1

	TOTAL	VOTE %		Polling Place	Mail Absentee	Early Voting Absentee	Provisional
Deborah L. Dynes	273	100.00%		245	6	17	5
<b>Total Votes Cast</b>	<b>273</b>	<b>100.00%</b>		<b>245</b>	<b>6</b>	<b>17</b>	<b>5</b>



#### For Darke County Educational Service Center Board DARKE CO BD OF EDUC

Vote For 2

	TOTAL	VOTE %		Polling Place	Mail Absentee	Early Voting Absentee	Provisional
Kent A. James	240	100.00%		213	6	16	5
No Valid Petition Filed	0	0.00%		0	0	0	0
<b>Total Votes Cast</b>	<b>240</b>	<b>100.00%</b>		<b>213</b>	<b>6</b>	<b>16</b>	<b>5</b>

#### For Darke County Board of Educational Service Center Board Unexpired DARKE CO BD OF EDUC

Vote For 1

	TOTAL	VOTE %		Polling Place	Mail Absentee	Early Voting Absentee	Provisional
Chad Booher	258	100.00%		228	6	19	5
<b>Total Votes Cast</b>	<b>258</b>	<b>100.00%</b>		<b>228</b>	<b>6</b>	<b>19</b>	<b>5</b>

### 34 ARCANUM VILLAGE - A 01

#### For Arcanum Butler Lsd - Bd Of Ed (3) ARCANUM BUTLER LSD

Vote For 3

	TOTAL	VOTE %		Polling Place	Mail Absentee	Early Voting Absentee	Provisional
Mark S. Trask	238	34.24%		211	7	15	5
Beverly Delk	229	32.95%		205	4	15	5
Eric W. Moore	228	32.81%		205	4	14	5
<b>Total Votes Cast</b>	<b>695</b>	<b>100.00%</b>		<b>621</b>	<b>15</b>	<b>44</b>	<b>15</b>

#### TOWNSHIP OF TWIN

Vote For 1

	TOTAL	VOTE %		Polling Place	Mail Absentee	Early Voting Absentee	Provisional
For the Tax Levy	158	52.49%		138	7	11	2
Against the Tax Levy	143	47.51%		130	1	9	3
<b>Total Votes Cast</b>	<b>301</b>	<b>100.00%</b>		<b>268</b>	<b>8</b>	<b>20</b>	<b>5</b>

#### ARCANUM-BUTLER LSD INCOME TAX

Vote For 1

	TOTAL	VOTE %		Polling Place	Mail Absentee	Early Voting Absentee	Provisional
FOR THE TAX	215	70.72%		192	7	11	5
AGAINST THE TAX	89	29.28%		78	1	10	0
<b>Total Votes Cast</b>	<b>304</b>	<b>100.00%</b>		<b>270</b>	<b>8</b>	<b>21</b>	<b>5</b>

#### VILLAGE OF ARCANUM

Vote For 1

	TOTAL	VOTE %		Polling Place	Mail Absentee	Early Voting Absentee	Provisional
For the Tax Levy	182	60.07%		161	4	13	4
Against the Tax Levy	121	39.93%		108	4	8	1
<b>Total Votes Cast</b>	<b>303</b>	<b>100.00%</b>		<b>269</b>	<b>8</b>	<b>21</b>	<b>5</b>

### 35 ARCANUM VILLAGE - B 01

#### Statistics

	TOTAL	Polling Place	Mail Absentee	Early Voting Absentee	Provisional
Registered Voters - Total	629				
Ballots Cast - Total	126	115	4	7	0
Voter Turnout - Total	20.03%				

#### For Arcanum Village - Mayor ARCANUM

Vote For 1

	TOTAL	VOTE %		Polling Place	Mail Absentee	Early Voting Absentee	Provisional
Gregory T. Baumle	101	100.00%		91	3	7	0
<b>Total Votes Cast</b>	<b>101</b>	<b>100.00%</b>		<b>91</b>	<b>3</b>	<b>7</b>	<b>0</b>

#### For Arcanum Village - Council ARCANUM

Vote For 2

	TOTAL	VOTE %		Polling Place	Mail Absentee	Early Voting Absentee	Provisional
Jacob Banks	92	52.87%		82	3	7	0
Rick Genovesi	82	47.13%		74	3	5	0
<b>Total Votes Cast</b>	<b>174</b>	<b>100.00%</b>		<b>156</b>	<b>6</b>	<b>12</b>	<b>0</b>

#### For Twin Township - Trustee TWIN TWP

Vote For 1

	TOTAL	VOTE %		Polling Place	Mail Absentee	Early Voting Absentee	Provisional
Jerry E. Snyder	109	100.00%		98	4	7	0
<b>Total Votes Cast</b>	<b>109</b>	<b>100.00%</b>		<b>98</b>	<b>4</b>	<b>7</b>	<b>0</b>

#### For Twin Township - Fiscal Officer TWIN TWP

Vote For 1

	TOTAL	VOTE %		Polling Place	Mail Absentee	Early Voting Absentee	Provisional
Deborah L. Dynes	110	100.00%		100	3	7	0
<b>Total Votes Cast</b>	<b>110</b>	<b>100.00%</b>		<b>100</b>	<b>3</b>	<b>7</b>	<b>0</b>

#### For Darke County Educational Service Center Board DARKE CO BD OF EDUC

Vote For 2

	TOTAL	VOTE %		Polling Place	Mail Absentee	Early Voting Absentee	Provisional
Kent A. James	97	100.00%		88	3	6	0
No Valid Petition Filed	0	0.00%		0	0	0	0
<b>Total Votes Cast</b>	<b>97</b>	<b>100.00%</b>		<b>88</b>	<b>3</b>	<b>6</b>	<b>0</b>

#### For Darke County Board of Educational Service Center Board Unexpired DARKE CO BD OF EDUC

Vote For 1





	TOTAL	VOTE %		Polling Place	Mail Absentee	Early Voting Absentee	Provisional
Chad Booher	112	100.00%		102	3	7	0
<b>Total Votes Cast</b>	<b>112</b>	<b>100.00%</b>		<b>102</b>	<b>3</b>	<b>7</b>	<b>0</b>



### 35 ARCANUM VILLAGE - B 01




#### For Arcanum Butler Lsd - Bd Of Ed (3) ARCANUM BUTLER LSD

Vote For 3

	TOTAL	VOTE %		Polling Place	Mail Absentee	Early Voting Absentee	Provisional
Beverly Delk	95	36.26%		85	3	7	0
Mark S. Trask	86	32.82%		77	3	6	0
Eric W. Moore	81	30.92%		72	3	6	0
<b>Total Votes Cast</b>	<b>262</b>	<b>100.00%</b>		<b>234</b>	<b>9</b>	<b>19</b>	<b>0</b>




#### TOWNSHIP OF TWIN

Vote For 1

	TOTAL	VOTE %		Polling Place	Mail Absentee	Early Voting Absentee	Provisional
Against the Tax Levy	66	52.38%		63	2	1	0
For the Tax Levy	60	47.62%		52	2	6	0
<b>Total Votes Cast</b>	<b>126</b>	<b>100.00%</b>		<b>115</b>	<b>4</b>	<b>7</b>	<b>0</b>




#### ARCANUM-BUTLER LSD INCOME TAX

Vote For 1

	TOTAL	VOTE %		Polling Place	Mail Absentee	Early Voting Absentee	Provisional
FOR THE TAX	82	65.60%		73	2	7	0
AGAINST THE TAX	43	34.40%		41	2	0	0
<b>Total Votes Cast</b>	<b>125</b>	<b>100.00%</b>		<b>114</b>	<b>4</b>	<b>7</b>	<b>0</b>

#### VILLAGE OF ARCANUM

Vote For 1

	TOTAL	VOTE %		Polling Place	Mail Absentee	Early Voting Absentee	Provisional
For the Tax Levy	71	57.26%		62	3	6	0
Against the Tax Levy	53	42.74%		51	1	1	0
<b>Total Votes Cast</b>	<b>124</b>	<b>100.00%</b>		<b>113</b>	<b>4</b>	<b>7</b>	<b>0</b>



### 36 TWIN TWP. GORDON & ITHACA 01

#### Statistics

	TOTAL	Polling Place	Mail Absentee	Early Voting Absentee	Provisional
Registered Voters - Total	1,272				
Ballots Cast - Total	297	251	8	37	1
Voter Turnout - Total	23.35%				

#### For Gordon Village - Mayor GORDON

Vote For 1

	TOTAL	VOTE %		Polling Place	Mail Absentee	Early Voting Absentee	Provisional
Mark W. Lawson	30	100.00%		22	2	6	0
<b>Total Votes Cast</b>	<b>30</b>	<b>100.00%</b>		<b>22</b>	<b>2</b>	<b>6</b>	<b>0</b>



#### For Gordon Village - Council GORDON

Vote For 2

	TOTAL	VOTE %		Polling Place	Mail Absentee	Early Voting Absentee	Provisional
No Valid Petition Filed	0			0	0	0	0
No Valid Petition Filed	0			0	0	0	0
<b>Total Votes Cast</b>	<b>0</b>			<b>0</b>	<b>0</b>	<b>0</b>	<b>0</b>




#### For Ithaca Village - Mayor ITHACA

Vote For 1

	TOTAL	VOTE %		Polling Place	Mail Absentee	Early Voting Absentee	Provisional
David H. Peterson	14	100.00%		9	0	5	0
<b>Total Votes Cast</b>	<b>14</b>	<b>100.00%</b>		<b>9</b>	<b>0</b>	<b>5</b>	<b>0</b>



#### For Ithaca Village - Council ITHACA

Vote For 2

	TOTAL	VOTE %		Polling Place	Mail Absentee	Early Voting Absentee	Provisional
Krickett Allread	14	53.85%		9	0	5	0
Robert Brown	12	46.15%		7	0	5	0
<b>Total Votes Cast</b>	<b>26</b>	<b>100.00%</b>		<b>16</b>	<b>0</b>	<b>10</b>	<b>0</b>



#### For Twin Township - Trustee TWIN TWP

Vote For 1

	TOTAL	VOTE %		Polling Place	Mail Absentee	Early Voting Absentee	Provisional
Jerry E. Snyder	262	100.00%		223	6	32	1
<b>Total Votes Cast</b>	<b>262</b>	<b>100.00%</b>		<b>223</b>	<b>6</b>	<b>32</b>	<b>1</b>

#### For Twin Township - Fiscal Officer TWIN TWP

Vote For 1

	TOTAL	VOTE %		Polling Place	Mail Absentee	Early Voting Absentee	Provisional
Deborah L. Dynes	253	100.00%		214	5	33	1
<b>Total Votes Cast</b>	<b>253</b>	<b>100.00%</b>		<b>214</b>	<b>5</b>	<b>33</b>	<b>1</b>

### 36 TWIN TWP. GORDON & ITHACA 01

#### For Darke County Educational Service Center Board DARKE CO BD OF EDUC

Vote For 2

	TOTAL	VOTE %		Polling Place	Mail Absentee	Early Voting Absentee	Provisional
Kent A. James	216	100.00%	<div style="width: 100%; height: 10px; background-color: #ffc107;"></div>	180	5	30	1
No Valid Petition Filed	0	0.00%	<div style="width: 0%; height: 10px; background-color: #6c757d;"></div>	0	0	0	0
<b>Total Votes Cast</b>	<b>216</b>	<b>100.00%</b>	<div style="width: 100%; height: 10px; background-color: #ffc107;"></div>	<b>180</b>	<b>5</b>	<b>30</b>	<b>1</b>

#### For Darke County Board of Educational Service Center Board Unexpired DARKE CO BD OF EDUC

Vote For 1

	TOTAL	VOTE %		Polling Place	Mail Absentee	Early Voting Absentee	Provisional
Chad Booher	243	100.00%	<div style="width: 100%; height: 10px; background-color: #ffc107;"></div>	205	5	32	1
<b>Total Votes Cast</b>	<b>243</b>	<b>100.00%</b>	<div style="width: 100%; height: 10px; background-color: #ffc107;"></div>	<b>205</b>	<b>5</b>	<b>32</b>	<b>1</b>

#### For Preble Co - Educational Service Center Board PREBLE CO BD OF ED

Vote For 2

	TOTAL	VOTE %		Polling Place	Mail Absentee	Early Voting Absentee	Provisional
Ashley Garnett	0		<div style="width: 0%; height: 10px; background-color: #6c757d;"></div>	0	0	0	0
Kevin A. Johnston	0		<div style="width: 0%; height: 10px; background-color: #6c757d;"></div>	0	0	0	0
Rhonda Schaar	0		<div style="width: 0%; height: 10px; background-color: #6c757d;"></div>	0	0	0	0
<b>Total Votes Cast</b>	<b>0</b>		<div style="width: 0%; height: 10px; background-color: #6c757d;"></div>	<b>0</b>	<b>0</b>	<b>0</b>	<b>0</b>

#### For Preble Co - Educational Service Center Board Unexpired PREBLE CO BD OF ED

Vote For 2

	TOTAL	VOTE %		Polling Place	Mail Absentee	Early Voting Absentee	Provisional
Shelly Lykins	0		<div style="width: 0%; height: 10px; background-color: #6c757d;"></div>	0	0	0	0
No Valid Petition Filed	0		<div style="width: 0%; height: 10px; background-color: #6c757d;"></div>	0	0	0	0
<b>Total Votes Cast</b>	<b>0</b>		<div style="width: 0%; height: 10px; background-color: #6c757d;"></div>	<b>0</b>	<b>0</b>	<b>0</b>	<b>0</b>

#### For Arcanum Butler Lsd - Bd Of Ed (3) ARCANUM BUTLER LSD





Vote For 3

	TOTAL	VOTE %		Polling Place	Mail Absentee	Early Voting Absentee	Provisional
Beverly Delk	212	34.30%	<div style="width: 34.30%; height: 10px; background-color: #ffc107;"></div>	181	5	25	1
Mark S. Trask	208	33.66%	<div style="width: 33.66%; height: 10px; background-color: #ffc107;"></div>	179	5	23	1
Eric W. Moore	198	32.04%	<div style="width: 32.04%; height: 10px; background-color: #ffc107;"></div>	166	5	26	1
<b>Total Votes Cast</b>	<b>618</b>	<b>100.00%</b>	<div style="width: 100%; height: 10px; background-color: #ffc107;"></div>	<b>526</b>	<b>15</b>	<b>74</b>	<b>3</b>

### 36 TWIN TWP. GORDON & ITHACA 01

#### For Franklin Monroe Lsd - Bd Of Ed (3) FRANKLIN MONROE LSD

Vote For 3

	TOTAL	VOTE %		Polling Place	Mail Absentee	Early Voting Absentee	Provisional
Jason D. Baker	1	50.00%		1	0	0	0
Amanda L. Brumbaugh	1	50.00%		1	0	0	0
Teresa L. Wolf	0	0.00%		0	0	0	0
<b>Total Votes Cast</b>	<b>2</b>	<b>100.00%</b>		<b>2</b>	<b>0</b>	<b>0</b>	<b>0</b>




#### For Tri-county North Lsd - Bd Of Ed (3) TRI COUNTY NORTH LSD

Vote For 3

	TOTAL	VOTE %		Polling Place	Mail Absentee	Early Voting Absentee	Provisional
Rodney C. Schaar	0			0	0	0	0
Larry Seibel	0			0	0	0	0
Vickie L. Woodyard	0			0	0	0	0
<b>Total Votes Cast</b>	<b>0</b>			<b>0</b>	<b>0</b>	<b>0</b>	<b>0</b>




#### TOWNSHIP OF TWIN

Vote For 1

	TOTAL	VOTE %		Polling Place	Mail Absentee	Early Voting Absentee	Provisional
For the Tax Levy	176	59.66%		152	4	19	1
Against the Tax Levy	119	40.34%		97	4	18	0
<b>Total Votes Cast</b>	<b>295</b>	<b>100.00%</b>		<b>249</b>	<b>8</b>	<b>37</b>	<b>1</b>




#### ARCANUM-BUTLER LSD INCOME TAX

Vote For 1

	TOTAL	VOTE %		Polling Place	Mail Absentee	Early Voting Absentee	Provisional
FOR THE TAX	171	58.16%		151	3	16	1
AGAINST THE TAX	123	41.84%		97	5	21	0
<b>Total Votes Cast</b>	<b>294</b>	<b>100.00%</b>		<b>248</b>	<b>8</b>	<b>37</b>	<b>1</b>

#### FRANKLIN-MONROE LOCAL SCHOOL DISTRICT

Vote For 1

	TOTAL	VOTE %		Polling Place	Mail Absentee	Early Voting Absentee	Provisional
AGAINST THE TAX LEVY	1	100.00%		1	0	0	0
FOR THE TAX LEVY	0	0.00%		0	0	0	0
<b>Total Votes Cast</b>	<b>1</b>	<b>100.00%</b>		<b>1</b>	<b>0</b>	<b>0</b>	<b>0</b>

### 36 TWIN TWP. GORDON & ITHACA 01

---

**VILLAGE OF GORDON**

Vote For 1

	TOTAL	VOTE %		Polling Place	Mail Absentee	Early Voting Absentee	Provisional
For the Tax Levy	20	62.50%		17	1	2	0
Against the Tax Levy	12	37.50%		6	1	5	0
<b>Total Votes Cast</b>	<b>32</b>	<b>100.00%</b>		<b>23</b>	<b>2</b>	<b>7</b>	<b>0</b>



### 37 VAN BUREN TOWNSHIP 01

#### Statistics

	TOTAL	Polling Place	Mail Absentee	Early Voting Absentee	Provisional
Registered Voters - Total	964				
Ballots Cast - Total	168	144	2	19	3
Voter Turnout - Total	17.43%				



#### For Van Buren Township - Trustee VAN BUREN TWP

Vote For 1

	TOTAL	VOTE %		Polling Place	Mail Absentee	Early Voting Absentee	Provisional
David Delk	147	100.00%		127	2	15	3
<b>Total Votes Cast</b>	<b>147</b>	<b>100.00%</b>		<b>127</b>	<b>2</b>	<b>15</b>	<b>3</b>




#### For Van Buren Township - Fiscal Officer VAN BUREN TWP

Vote For 1

	TOTAL	VOTE %		Polling Place	Mail Absentee	Early Voting Absentee	Provisional
Kent Thompson	141	100.00%		123	2	13	3
<b>Total Votes Cast</b>	<b>141</b>	<b>100.00%</b>		<b>123</b>	<b>2</b>	<b>13</b>	<b>3</b>



#### For Darke County Educational Service Center Board DARKE CO BD OF EDUC

Vote For 2

	TOTAL	VOTE %		Polling Place	Mail Absentee	Early Voting Absentee	Provisional
Kent A. James	127	100.00%		111	2	11	3
No Valid Petition Filed	0	0.00%		0	0	0	0
<b>Total Votes Cast</b>	<b>127</b>	<b>100.00%</b>		<b>111</b>	<b>2</b>	<b>11</b>	<b>3</b>





#### For Darke County Board of Educational Service Center Board Unexpired DARKE CO BD OF EDUC

Vote For 1

	TOTAL	VOTE %		Polling Place	Mail Absentee	Early Voting Absentee	Provisional
Chad Booher	137	100.00%		117	2	15	3
<b>Total Votes Cast</b>	<b>137</b>	<b>100.00%</b>		<b>117</b>	<b>2</b>	<b>15</b>	<b>3</b>

#### For Arcanum Butler Lsd - Bd Of Ed (3) ARCANUM BUTLER LSD

Vote For 3

	TOTAL	VOTE %		Polling Place	Mail Absentee	Early Voting Absentee	Provisional
Beverly Delk	90	34.35%		79	2	9	0
Eric W. Moore	89	33.97%		77	2	9	1
Mark S. Trask	83	31.68%		71	2	9	1
<b>Total Votes Cast</b>	<b>262</b>	<b>100.00%</b>		<b>227</b>	<b>6</b>	<b>27</b>	<b>2</b>

### 37 VAN BUREN TOWNSHIP 01

#### For Franklin Monroe Lsd - Bd Of Ed (3) FRANKLIN MONROE LSD

Vote For 3

	TOTAL	VOTE %		Polling Place	Mail Absentee	Early Voting Absentee	Provisional
Amanda L. Brumbaugh	39	38.61%		30	0	7	2
Jason D. Baker	31	30.69%		24	0	7	0
Teresa L. Wolf	31	30.69%		26	0	4	1
<b>Total Votes Cast</b>	<b>101</b>	<b>100.00%</b>		<b>80</b>	<b>0</b>	<b>18</b>	<b>3</b>

#### For Greenville Csd - Bd Of Ed (2) GREENVILLE CITY SD

Vote For 2

	TOTAL	VOTE %		Polling Place	Mail Absentee	Early Voting Absentee	Provisional
Melissa Riethman	0			0	0	0	0
Jim Sommer	0			0	0	0	0
<b>Total Votes Cast</b>	<b>0</b>			<b>0</b>	<b>0</b>	<b>0</b>	<b>0</b>

#### ARCANUM-BUTLER LSD INCOME TAX

Vote For 1

	TOTAL	VOTE %		Polling Place	Mail Absentee	Early Voting Absentee	Provisional
FOR THE TAX	82	68.91%		72	1	8	1
AGAINST THE TAX	37	31.09%		33	1	3	0
<b>Total Votes Cast</b>	<b>119</b>	<b>100.00%</b>		<b>105</b>	<b>2</b>	<b>11</b>	<b>1</b>

#### FRANKLIN-MONROE LOCAL SCHOOL DISTRICT

Vote For 1

	TOTAL	VOTE %		Polling Place	Mail Absentee	Early Voting Absentee	Provisional
FOR THE TAX LEVY	33	70.21%		26	0	5	2
AGAINST THE TAX LEVY	14	29.79%		11	0	3	0
<b>Total Votes Cast</b>	<b>47</b>	<b>100.00%</b>		<b>37</b>	<b>0</b>	<b>8</b>	<b>2</b>



### 38 WABASH AND NORTH STAR VILLAGE 01

#### Statistics

	TOTAL	Polling Place	Mail Absentee	Early Voting Absentee	Provisional
Registered Voters - Total	626				
Ballots Cast - Total	260	246	5	5	4
Voter Turnout - Total	41.53%				




#### For North Star Village - Mayor NORTH STAR

Vote For 1

	TOTAL	VOTE %		Polling Place	Mail Absentee	Early Voting Absentee	Provisional
Travis J. Wilker	78	100.00%		73	0	2	3
<b>Total Votes Cast</b>	<b>78</b>	<b>100.00%</b>		<b>73</b>	<b>0</b>	<b>2</b>	<b>3</b>



#### For North Star Village - Council NORTH STAR

Vote For 2

	TOTAL	VOTE %		Polling Place	Mail Absentee	Early Voting Absentee	Provisional
Douglas A. Niekamp	77	51.68%		73	0	2	2
Jason Stammen	72	48.32%		67	0	2	3
<b>Total Votes Cast</b>	<b>149</b>	<b>100.00%</b>		<b>140</b>	<b>0</b>	<b>4</b>	<b>5</b>




#### For Wabash Township - Trustee WABASH TWP

Vote For 1

	TOTAL	VOTE %		Polling Place	Mail Absentee	Early Voting Absentee	Provisional
Larry Bubeck	246	100.00%		233	5	4	4
<b>Total Votes Cast</b>	<b>246</b>	<b>100.00%</b>		<b>233</b>	<b>5</b>	<b>4</b>	<b>4</b>




#### For Wabash Township - Fiscal Officer WABASH TWP

Vote For 1

	TOTAL	VOTE %		Polling Place	Mail Absentee	Early Voting Absentee	Provisional
Carolyn Wilker	145	56.42%		139	2	1	3
Ann M. Stammen	112	43.58%		104	3	4	1
<b>Total Votes Cast</b>	<b>257</b>	<b>100.00%</b>		<b>243</b>	<b>5</b>	<b>5</b>	<b>4</b>

#### For Darke County Educational Service Center Board DARKE CO BD OF EDUC

Vote For 2

	TOTAL	VOTE %		Polling Place	Mail Absentee	Early Voting Absentee	Provisional
Kent A. James	12	100.00%		11	1	0	0
No Valid Petition Filed	0	0.00%		0	0	0	0
<b>Total Votes Cast</b>	<b>12</b>	<b>100.00%</b>		<b>11</b>	<b>1</b>	<b>0</b>	<b>0</b>



### 38 WABASH AND NORTH STAR VILLAGE 01

#### For Darke County Board of Educational Service Center Board Unexpired DARKE CO BD OF EDUC

Vote For 1

	TOTAL	VOTE %		Polling Place	Mail Absentee	Early Voting Absentee	Provisional
Chad Booher	14	100.00%	<div style="width: 100%; height: 10px; background-color: #ffc107;"></div>	13	1	0	0
<b>Total Votes Cast</b>	<b>14</b>	<b>100.00%</b>	<div style="width: 100%; height: 10px; background-color: #ffc107;"></div>	<b>13</b>	<b>1</b>	<b>0</b>	<b>0</b>

#### For Mercer County Educational Service Center Board MERCER CO BD OF ED

Vote For 2

	TOTAL	VOTE %		Polling Place	Mail Absentee	Early Voting Absentee	Provisional
Melissa Hoying	23	100.00%	<div style="width: 100%; height: 10px; background-color: #ffc107;"></div>	23	0	0	0
Write-In Totals	0	0.00%	<div style="width: 0%; height: 10px; background-color: #6c757d;"></div>	0	0	0	0
Not Assigned	0	0.00%	<div style="width: 0%; height: 10px; background-color: #6c757d;"></div>	0	0	0	0
<b>Total Votes Cast</b>	<b>23</b>	<b>100.00%</b>	<div style="width: 100%; height: 10px; background-color: #ffc107;"></div>	<b>23</b>	<b>0</b>	<b>0</b>	<b>0</b>

#### For Mercer County Board of Educational Service Center Board Unexpired MERCER CO BD OF ED

Vote For 1

	TOTAL	VOTE %		Polling Place	Mail Absentee	Early Voting Absentee	Provisional
Curtis Hayes	23	100.00%	<div style="width: 100%; height: 10px; background-color: #ffc107;"></div>	23	0	0	0
<b>Total Votes Cast</b>	<b>23</b>	<b>100.00%</b>	<div style="width: 100%; height: 10px; background-color: #ffc107;"></div>	<b>23</b>	<b>0</b>	<b>0</b>	<b>0</b>

#### For Ansonia Lsd - Bd Of Ed (3) ANSONIA LSD

Vote For 3

	TOTAL	VOTE %		Polling Place	Mail Absentee	Early Voting Absentee	Provisional
Joey Schmitmeyer	15	57.69%	<div style="width: 57.69%; height: 10px; background-color: #ffc107;"></div>	14	1	0	0
Ronald L. Barga, II	11	42.31%	<div style="width: 42.31%; height: 10px; background-color: #ffc107;"></div>	11	0	0	0
No Valid Petition Filed	0	0.00%	<div style="width: 0%; height: 10px; background-color: #6c757d;"></div>	0	0	0	0
<b>Total Votes Cast</b>	<b>26</b>	<b>100.00%</b>	<div style="width: 100%; height: 10px; background-color: #ffc107;"></div>	<b>25</b>	<b>1</b>	<b>0</b>	<b>0</b>

#### For Marion Local Sd - Bd Of Ed (3) MARION LOCAL SD

Vote For 3

	TOTAL	VOTE %		Polling Place	Mail Absentee	Early Voting Absentee	Provisional
Shannon M. Everman	13	35.14%	<div style="width: 35.14%; height: 10px; background-color: #ffc107;"></div>	13	0	0	0
Tim Pohlman	13	35.14%	<div style="width: 35.14%; height: 10px; background-color: #ffc107;"></div>	13	0	0	0
Randy Bruns	11	29.73%	<div style="width: 29.73%; height: 10px; background-color: #ffc107;"></div>	11	0	0	0
<b>Total Votes Cast</b>	<b>37</b>	<b>100.00%</b>	<div style="width: 100%; height: 10px; background-color: #ffc107;"></div>	<b>37</b>	<b>0</b>	<b>0</b>	<b>0</b>

#### For St. Henry Consolidated Lsd - Bd Of Ed (2) ST HENRY CLSD




Vote For 2

	TOTAL	VOTE %		Polling Place	Mail Absentee	Early Voting Absentee	Provisional
Brad Nerderman	6	60.00%	<div style="width: 60.00%; height: 10px; background-color: #ffc107;"></div>	6	0	0	0
Paul Moorman	4	40.00%	<div style="width: 40.00%; height: 10px; background-color: #ffc107;"></div>	4	0	0	0
<b>Total Votes Cast</b>	<b>10</b>	<b>100.00%</b>	<div style="width: 100%; height: 10px; background-color: #ffc107;"></div>	<b>10</b>	<b>0</b>	<b>0</b>	<b>0</b>

### 38 WABASH AND NORTH STAR VILLAGE 01




**For Versailles EVSD - Bd Of Ed**

Vote For 2

	TOTAL	VOTE %		Polling Place	Mail Absentee	Early Voting Absentee	Provisional
Jacob Broering	199	59.05%		188	4	5	2
Hope Batty	138	40.95%		129	4	1	4
<b>Total Votes Cast</b>	<b>337</b>	<b>100.00%</b>		<b>317</b>	<b>8</b>	<b>6</b>	<b>6</b>




**ANSONIA LOCAL SCHOOL DISTRICT**

Vote For 1

	TOTAL	VOTE %		Polling Place	Mail Absentee	Early Voting Absentee	Provisional
FOR THE TAX LEVY	10	58.82%		10	0	0	0
AGAINST THE TAX LEVY	7	41.18%		6	1	0	0
<b>Total Votes Cast</b>	<b>17</b>	<b>100.00%</b>		<b>16</b>	<b>1</b>	<b>0</b>	<b>0</b>

**Marion Local School District**

Vote For 1

	TOTAL	VOTE %		Polling Place	Mail Absentee	Early Voting Absentee	Provisional
For the Tax Levy	10	62.50%		10	0	0	0
Against the Tax Levy	6	37.50%		6	0	0	0
<b>Total Votes Cast</b>	<b>16</b>	<b>100.00%</b>		<b>16</b>	<b>0</b>	<b>0</b>	<b>0</b>

### 39 WASHINGTON TOWNSHIP 01

#### Statistics

	TOTAL	Polling Place	Mail Absentee	Early Voting Absentee	Provisional
Registered Voters - Total	773				
Ballots Cast - Total	148	141	2	5	0
Voter Turnout - Total	19.15%				

#### For Washington Township - Trustee WASHINGTON TWP

Vote For 1

	TOTAL	VOTE %		Polling Place	Mail Absentee	Early Voting Absentee	Provisional
Mark A. Cox	136	100.00%		131	2	3	0
<b>Total Votes Cast</b>	<b>136</b>	<b>100.00%</b>		<b>131</b>	<b>2</b>	<b>3</b>	<b>0</b>

#### For Washington Township - Fiscal Officer WASHINGTON TWP

Vote For 1

	TOTAL	VOTE %		Polling Place	Mail Absentee	Early Voting Absentee	Provisional
Melissa Brawley	112	85.50%		107	2	3	0
Write-In: Anthony D. Feurer	19	14.50%		19	0	0	0
Write-In Totals	19	14.50%		19	0	0	0
Not Assigned	0	0.00%		0	0	0	0
<b>Total Votes Cast</b>	<b>131</b>	<b>100.00%</b>		<b>126</b>	<b>2</b>	<b>3</b>	<b>0</b>

#### For Darke County Educational Service Center Board DARKE CO BD OF EDUC

Vote For 2

	TOTAL	VOTE %		Polling Place	Mail Absentee	Early Voting Absentee	Provisional
Kent A. James	51	100.00%		48	1	2	0
No Valid Petition Filed	0	0.00%		0	0	0	0
<b>Total Votes Cast</b>	<b>51</b>	<b>100.00%</b>		<b>48</b>	<b>1</b>	<b>2</b>	<b>0</b>

#### For Darke County Board of Educational Service Center Board Unexpired DARKE CO BD OF EDUC

Vote For 1

	TOTAL	VOTE %		Polling Place	Mail Absentee	Early Voting Absentee	Provisional
Chad Booher	46	100.00%		43	1	2	0
<b>Total Votes Cast</b>	<b>46</b>	<b>100.00%</b>		<b>43</b>	<b>1</b>	<b>2</b>	<b>0</b>

#### For Greenville Csd - Bd Of Ed (2) GREENVILLE CITY SD






Vote For 2

	TOTAL	VOTE %		Polling Place	Mail Absentee	Early Voting Absentee	Provisional
Melissa Riethman	52	50.98%		52	0	0	0
Jim Sommer	50	49.02%		49	0	1	0
<b>Total Votes Cast</b>	<b>102</b>	<b>100.00%</b>		<b>101</b>	<b>0</b>	<b>1</b>	<b>0</b>

### 39 WASHINGTON TOWNSHIP 01




#### For Mississinawa Valley Lsd - Bd Of Ed (3) MISSISSINAWA LSD

Vote For 3

	TOTAL	VOTE %		Polling Place	Mail Absentee	Early Voting Absentee	Provisional
Todd W. Grow	57	32.57%		54	1	2	0
Jessica L. Gower	49	28.00%		45	1	3	0
Amy C. Hanes	39	22.29%		37	1	1	0
Keith Threewits	30	17.14%		28	0	2	0
<b>Total Votes Cast</b>	<b>175</b>	<b>100.00%</b>		<b>164</b>	<b>3</b>	<b>8</b>	<b>0</b>

#### For Tri-village Lsd - Bd Of Ed (2) TRI VILLAGE LSD

Vote For 2

	TOTAL	VOTE %		Polling Place	Mail Absentee	Early Voting Absentee	Provisional
Tim M. Bevins	1	100.00%		1	0	0	0
Shane Coby	0	0.00%		0	0	0	0
<b>Total Votes Cast</b>	<b>1</b>	<b>100.00%</b>		<b>1</b>	<b>0</b>	<b>0</b>	<b>0</b>



### 40 VERSAILLES VILLAGE - A 01

#### Statistics

	TOTAL	Polling Place	Mail Absentee	Early Voting Absentee	Provisional
Registered Voters - Total	855				
Ballots Cast - Total	110	93	4	11	2
Voter Turnout - Total	12.87%				




#### For Versailles Village - Mayor VERSAILLES

Vote For 1

	TOTAL	VOTE %		Polling Place	Mail Absentee	Early Voting Absentee	Provisional
Jeffrey A. Subler	96	100.00%		80	3	11	2
<b>Total Votes Cast</b>	<b>96</b>	<b>100.00%</b>		<b>80</b>	<b>3</b>	<b>11</b>	<b>2</b>



#### For Versailles Village - Council VERSAILLES

Vote For 2

	TOTAL	VOTE %		Polling Place	Mail Absentee	Early Voting Absentee	Provisional
Todd Dammeyer	100	51.55%		84	3	11	2
Jeffrey Beasley	94	48.45%		78	4	10	2
<b>Total Votes Cast</b>	<b>194</b>	<b>100.00%</b>		<b>162</b>	<b>7</b>	<b>21</b>	<b>4</b>



#### For Wayne Township - Trustee WAYNE TWP

Vote For 1

	TOTAL	VOTE %		Polling Place	Mail Absentee	Early Voting Absentee	Provisional
Michael J. Lawrence	101	100.00%		85	3	11	2
<b>Total Votes Cast</b>	<b>101</b>	<b>100.00%</b>		<b>85</b>	<b>3</b>	<b>11</b>	<b>2</b>




#### For Wayne Township - Fiscal Officer WAYNE TWP

Vote For 1

	TOTAL	VOTE %		Polling Place	Mail Absentee	Early Voting Absentee	Provisional
Teresa M. Slonkosky	99	100.00%		83	3	11	2
<b>Total Votes Cast</b>	<b>99</b>	<b>100.00%</b>		<b>83</b>	<b>3</b>	<b>11</b>	<b>2</b>

#### For Versailles EVSD - Bd Of Ed

Vote For 2

	TOTAL	VOTE %		Polling Place	Mail Absentee	Early Voting Absentee	Provisional
Hope Batty	96	50.26%		81	3	10	2
Jacob Broering	95	49.74%		78	4	11	2
<b>Total Votes Cast</b>	<b>191</b>	<b>100.00%</b>		<b>159</b>	<b>7</b>	<b>21</b>	<b>4</b>

### 41 VERSAILLES VILLAGE - B 01

#### Statistics

	TOTAL	Polling Place	Mail Absentee	Early Voting Absentee	Provisional
Registered Voters - Total	898				
Ballots Cast - Total	85	74	1	10	0
Voter Turnout - Total	9.47%				

#### For Versailles Village - Mayor VERSAILLES

Vote For 1

	TOTAL	VOTE %		Polling Place	Mail Absentee	Early Voting Absentee	Provisional
Jeffrey A. Subler	74	100.00%		63	1	10	0
<b>Total Votes Cast</b>	<b>74</b>	<b>100.00%</b>		<b>63</b>	<b>1</b>	<b>10</b>	<b>0</b>

#### For Versailles Village - Council VERSAILLES

Vote For 2

	TOTAL	VOTE %		Polling Place	Mail Absentee	Early Voting Absentee	Provisional
Jeffrey Beasley	71	52.99%		62	1	8	0
Todd Dammeyer	63	47.01%		54	0	9	0
<b>Total Votes Cast</b>	<b>134</b>	<b>100.00%</b>		<b>116</b>	<b>1</b>	<b>17</b>	<b>0</b>

#### For Wayne Township - Trustee WAYNE TWP

Vote For 1

	TOTAL	VOTE %		Polling Place	Mail Absentee	Early Voting Absentee	Provisional
Michael J. Lawrence	72	100.00%		62	1	9	0
<b>Total Votes Cast</b>	<b>72</b>	<b>100.00%</b>		<b>62</b>	<b>1</b>	<b>9</b>	<b>0</b>

#### For Wayne Township - Fiscal Officer WAYNE TWP

Vote For 1

	TOTAL	VOTE %		Polling Place	Mail Absentee	Early Voting Absentee	Provisional
Teresa M. Slonkosky	74	100.00%		65	1	8	0
<b>Total Votes Cast</b>	<b>74</b>	<b>100.00%</b>		<b>65</b>	<b>1</b>	<b>8</b>	<b>0</b>

#### For Versailles EVSD - Bd Of Ed

Vote For 2

	TOTAL	VOTE %		Polling Place	Mail Absentee	Early Voting Absentee	Provisional
Jacob Broering	70	52.24%		61	1	8	0
Hope Batty	64	47.76%		56	0	8	0
<b>Total Votes Cast</b>	<b>134</b>	<b>100.00%</b>		<b>117</b>	<b>1</b>	<b>16</b>	<b>0</b>



## 42 WAYNE TOWNSHIP 01

### Statistics

	TOTAL	Polling Place	Mail Absentee	Early Voting Absentee	Provisional
Registered Voters - Total	1,224				
Ballots Cast - Total	123	99	10	12	2
Voter Turnout - Total	10.05%				



#### For Wayne Township - Trustee WAYNE TWP

Vote For 1

	TOTAL	VOTE %		Polling Place	Mail Absentee	Early Voting Absentee	Provisional
Michael J. Lawrence	117	100.00%		96	9	10	2
<b>Total Votes Cast</b>	<b>117</b>	<b>100.00%</b>		<b>96</b>	<b>9</b>	<b>10</b>	<b>2</b>



#### For Wayne Township - Fiscal Officer WAYNE TWP

Vote For 1

	TOTAL	VOTE %		Polling Place	Mail Absentee	Early Voting Absentee	Provisional
Teresa M. Slonkosky	117	100.00%		95	9	11	2
<b>Total Votes Cast</b>	<b>117</b>	<b>100.00%</b>		<b>95</b>	<b>9</b>	<b>11</b>	<b>2</b>




#### For Midwest Regional #3 - Educational Service Center Board MIDWEST REG ESC

Vote For 1

	TOTAL	VOTE %		Polling Place	Mail Absentee	Early Voting Absentee	Provisional
Eric Ditmer	7	100.00%		6	1	0	0
<b>Total Votes Cast</b>	<b>7</b>	<b>100.00%</b>		<b>6</b>	<b>1</b>	<b>0</b>	<b>0</b>




#### For Bradford Evsd - Bd Of Ed (2) BRADFORD EXEMPTED SD

Vote For 2

	TOTAL	VOTE %		Polling Place	Mail Absentee	Early Voting Absentee	Provisional
Maria A. Brewer	2	50.00%		2	0	0	0
Scott Swabb	2	50.00%		2	0	0	0
<b>Total Votes Cast</b>	<b>4</b>	<b>100.00%</b>		<b>4</b>	<b>0</b>	<b>0</b>	<b>0</b>

#### For Greenville Csd - Bd Of Ed (2) GREENVILLE CITY SD




Vote For 2

	TOTAL	VOTE %		Polling Place	Mail Absentee	Early Voting Absentee	Provisional
Melissa Riethman	3	60.00%		1	2	0	0
Jim Sommer	2	40.00%		0	2	0	0
<b>Total Votes Cast</b>	<b>5</b>	<b>100.00%</b>		<b>1</b>	<b>4</b>	<b>0</b>	<b>0</b>

## 42 WAYNE TOWNSHIP 01




### For Russia Lsd - Bd Of Ed (2) RUSSIA LSD

Vote For 2

	TOTAL	VOTE %		Polling Place	Mail Absentee	Early Voting Absentee	Provisional
Jeffery J. Prenger	7	53.85%		5	2	0	0
Douglas Hoying	6	46.15%		4	2	0	0
<b>Total Votes Cast</b>	<b>13</b>	<b>100.00%</b>		<b>9</b>	<b>4</b>	<b>0</b>	<b>0</b>




### For Versailles EVSD - Bd Of Ed

Vote For 2

	TOTAL	VOTE %		Polling Place	Mail Absentee	Early Voting Absentee	Provisional
Jacob Broering	100	51.28%		82	5	11	2
Hope Batty	95	48.72%		79	5	9	2
<b>Total Votes Cast</b>	<b>195</b>	<b>100.00%</b>		<b>161</b>	<b>10</b>	<b>20</b>	<b>4</b>

### Upper Valley Career Center

Vote For 1

	TOTAL	VOTE %		Polling Place	Mail Absentee	Early Voting Absentee	Provisional
FOR THE TAX LEVY	7	77.78%		7	0	0	0
AGAINST THE TAX LEVY	2	22.22%		0	2	0	0
<b>Total Votes Cast</b>	<b>9</b>	<b>100.00%</b>		<b>7</b>	<b>2</b>	<b>0</b>	<b>0</b>





### 43 YORK TOWNSHIP 01

#### Statistics

	TOTAL	Polling Place	Mail Absentee	Early Voting Absentee	Provisional
Registered Voters - Total	320				
Ballots Cast - Total	45	40	2	3	0
Voter Turnout - Total	14.06%				



#### For York Township - Trustee YORK TWP

Vote For 1

	TOTAL	VOTE %		Polling Place	Mail Absentee	Early Voting Absentee	Provisional
James Zumbrink	41	100.00%		37	1	3	0
<b>Total Votes Cast</b>	<b>41</b>	<b>100.00%</b>		<b>37</b>	<b>1</b>	<b>3</b>	<b>0</b>




#### For York Township - Fiscal Officer YORK TWP

Vote For 1

	TOTAL	VOTE %		Polling Place	Mail Absentee	Early Voting Absentee	Provisional
Alan J. Stammen	38	100.00%		34	1	3	0
<b>Total Votes Cast</b>	<b>38</b>	<b>100.00%</b>		<b>34</b>	<b>1</b>	<b>3</b>	<b>0</b>



#### For Darke County Educational Service Center Board DARKE CO BD OF EDUC

Vote For 2

	TOTAL	VOTE %		Polling Place	Mail Absentee	Early Voting Absentee	Provisional
Kent A. James	27	100.00%		25	0	2	0
No Valid Petition Filed	0	0.00%		0	0	0	0
<b>Total Votes Cast</b>	<b>27</b>	<b>100.00%</b>		<b>25</b>	<b>0</b>	<b>2</b>	<b>0</b>





#### For Darke County Board of Educational Service Center Board Unexpired DARKE CO BD OF EDUC

Vote For 1

	TOTAL	VOTE %		Polling Place	Mail Absentee	Early Voting Absentee	Provisional
Chad Booher	26	100.00%		24	0	2	0
<b>Total Votes Cast</b>	<b>26</b>	<b>100.00%</b>		<b>24</b>	<b>0</b>	<b>2</b>	<b>0</b>

#### For Ansonia Lsd - Bd Of Ed (3) ANSONIA LSD




Vote For 3

	TOTAL	VOTE %		Polling Place	Mail Absentee	Early Voting Absentee	Provisional
Ronald L. Barga, II	32	51.61%		29	1	2	0
Joey Schmitmeyer	30	48.39%		27	1	2	0
No Valid Petition Filed	0	0.00%		0	0	0	0
<b>Total Votes Cast</b>	<b>62</b>	<b>100.00%</b>		<b>56</b>	<b>2</b>	<b>4</b>	<b>0</b>

### 43 YORK TOWNSHIP 01




**For Versailles EVSD - Bd Of Ed**

Vote For 2

	TOTAL	VOTE %		Polling Place	Mail Absentee	Early Voting Absentee	Provisional
Jacob Broering	7	53.85%		6	0	1	0
Hope Batty	6	46.15%		5	0	1	0
<b>Total Votes Cast</b>	<b>13</b>	<b>100.00%</b>		<b>11</b>	<b>0</b>	<b>2</b>	<b>0</b>

**ANSONIA LOCAL SCHOOL DISTRICT**

Vote For 1

	TOTAL	VOTE %		Polling Place	Mail Absentee	Early Voting Absentee	Provisional
FOR THE TAX LEVY	29	78.38%		25	2	2	0
AGAINST THE TAX LEVY	8	21.62%		8	0	0	0
<b>Total Votes Cast</b>	<b>37</b>	<b>100.00%</b>		<b>33</b>	<b>2</b>	<b>2</b>	<b>0</b>