










GREENVILLE 1-A

Statistics

	TOTAL	Polling Place	Mail Absentee	Early Voting Absentee	Provisional
Registered Voters - Total	735				
Ballots Cast - Total	462	152	87	210	13
Ballots Cast - Blank	0	0	0	0	0
Voter Turnout - Total	62.86%				







For President and Vice President

Vote For 1

	TOTAL	VOTE %		Polling Place	Mail Absentee	Early Voting Absentee	Provisional
REP Donald J. Trump and Michael R. Pence	331	72.43%		120	48	151	12
DEM Joseph R. Biden and Kamala D. Harris	117	25.60%		27	39	51	0
LIB Jo Jorgensen and Spike Cohen	6	1.31%		1	0	5	0
Howie Hawkins and Angela Walker	2	0.44%		1	0	1	0
Write-In: Brian Carrol and Amar Patel	0	0.00%		0	0	0	0
Write-In: Jade Simmons and Claudeliah J. Roze	0	0.00%		0	0	0	0
Write-In Totals	1	0.22%		0	0	1	0
Not Assigned	1	0.22%		0	0	1	0
Total Votes Cast	457	100.00%		149	87	209	12
Overvotes	0			0	0	0	0
Undervotes	5			3	0	1	1
Contest Totals	462			152	87	210	13

For Representative to Congress (8th District) 8TH CONGRESSIONAL

Vote For 1

	TOTAL	VOTE %		Polling Place	Mail Absentee	Early Voting Absentee	Provisional
REP Warren Davidson	340	75.06%		121	47	161	11
DEM Vanessa Enoch	113	24.94%		28	37	48	0
Write-In: Isaac Reed	0	0.00%		0	0	0	0
Write-In Totals	0	0.00%		0	0	0	0
Not Assigned	0	0.00%		0	0	0	0
Total Votes Cast	453	100.00%		149	84	209	11
Overvotes	0			0	0	0	0
Undervotes	9			3	3	1	2
Contest Totals	462			152	87	210	13

GREENVILLE 1-A

For State Senator (12th District) 12TH SENATE

Vote For 1

	TOTAL	VOTE %		Polling Place	Mail Absentee	Early Voting Absentee	Provisional
REP Matt Huffman	340	75.72%		118	53	157	12
DEM Ken Poling	109	24.28%		29	34	46	0
Total Votes Cast	449	100.00%		147	87	203	12
Overvotes	0			0	0	0	0
Undervotes	13			5	0	7	1
Contest Totals	462			152	87	210	13

For State Representative (84th District) 84TH HOUSE

Vote For 1

	TOTAL	VOTE %		Polling Place	Mail Absentee	Early Voting Absentee	Provisional
REP Susan Manchester	339	75.17%		121	51	156	11
DEM Joseph A. Monbeck	112	24.83%		27	36	48	1
Total Votes Cast	451	100.00%		148	87	204	12
Overvotes	0			0	0	0	0
Undervotes	11			4	0	6	1
Contest Totals	462			152	87	210	13

For County Commissioner (Full term commencing 1-2-2021) COUNTY

Vote For 1

	TOTAL	VOTE %		Polling Place	Mail Absentee	Early Voting Absentee	Provisional
REP Matthew Aultman	388	100.00%		136	66	174	12
Total Votes Cast	388	100.00%		136	66	174	12
Overvotes	0			0	0	0	0
Undervotes	74			16	21	36	1
Contest Totals	462			152	87	210	13

For County Commissioner (Full term commencing 1-3-2021) COUNTY

Vote For 1

	TOTAL	VOTE %		Polling Place	Mail Absentee	Early Voting Absentee	Provisional
REP Larry Holmes	390	100.00%		136	67	177	10
Total Votes Cast	390	100.00%		136	67	177	10
Overvotes	0			0	0	0	0
Undervotes	72			16	20	33	3
Contest Totals	462			152	87	210	13

GREENVILLE 1-A

For Prosecuting Attorney COUNTY

Vote For 1

	TOTAL	VOTE %		Polling Place	Mail Absentee	Early Voting Absentee	Provisional
REP R. Kelly Ormsby, III	381	100.00%	<div style="width: 100%; height: 10px; background-color: #ffc107;"></div>	130	67	173	11
Total Votes Cast	381	100.00%	<div style="width: 100%; height: 10px; background-color: #ffc107;"></div>	130	67	173	11
Overvotes	0			0	0	0	0
Undervotes	81			22	20	37	2
Contest Totals	462			152	87	210	13

For Clerk of the Court of Common Pleas COUNTY

Vote For 1

	TOTAL	VOTE %		Polling Place	Mail Absentee	Early Voting Absentee	Provisional
REP Cindy Pike	392	100.00%	<div style="width: 100%; height: 10px; background-color: #ffc107;"></div>	134	71	177	10
Total Votes Cast	392	100.00%	<div style="width: 100%; height: 10px; background-color: #ffc107;"></div>	134	71	177	10
Overvotes	0			0	0	0	0
Undervotes	70			18	16	33	3
Contest Totals	462			152	87	210	13

For Sheriff COUNTY

Vote For 1

	TOTAL	VOTE %		Polling Place	Mail Absentee	Early Voting Absentee	Provisional
REP Toby L. Spencer	391	100.00%	<div style="width: 100%; height: 10px; background-color: #ffc107;"></div>	132	70	177	12
Total Votes Cast	391	100.00%	<div style="width: 100%; height: 10px; background-color: #ffc107;"></div>	132	70	177	12
Overvotes	0			0	0	0	0
Undervotes	71			20	17	33	1
Contest Totals	462			152	87	210	13

For County Recorder COUNTY

Vote For 1

	TOTAL	VOTE %		Polling Place	Mail Absentee	Early Voting Absentee	Provisional
REP Linda Stachler	383	100.00%	<div style="width: 100%; height: 10px; background-color: #ffc107;"></div>	130	66	176	11
Total Votes Cast	383	100.00%	<div style="width: 100%; height: 10px; background-color: #ffc107;"></div>	130	66	176	11
Overvotes	0			0	0	0	0
Undervotes	79			22	21	34	2
Contest Totals	462			152	87	210	13

GREENVILLE 1-A

For County Treasurer COUNTY

Vote For 1

	TOTAL	VOTE %		Polling Place	Mail Absentee	Early Voting Absentee	Provisional
DEM Scott J. Zumbrink	326	100.00%	<div style="width: 100%; height: 10px; background-color: #ffc107;"></div>	107	76	138	5
Total Votes Cast	326	100.00%	<div style="width: 100%; height: 10px; background-color: #ffc107;"></div>	107	76	138	5
Overvotes	0			0	0	0	0
Undervotes	136			45	11	72	8
Contest Totals	462			152	87	210	13

For County Engineer COUNTY

Vote For 1

	TOTAL	VOTE %		Polling Place	Mail Absentee	Early Voting Absentee	Provisional
DEM Jim Surber	293	100.00%	<div style="width: 100%; height: 10px; background-color: #ffc107;"></div>	94	69	125	5
Total Votes Cast	293	100.00%	<div style="width: 100%; height: 10px; background-color: #ffc107;"></div>	94	69	125	5
Overvotes	0			0	0	0	0
Undervotes	169			58	18	85	8
Contest Totals	462			152	87	210	13

For Coroner COUNTY

Vote For 1

	TOTAL	VOTE %		Polling Place	Mail Absentee	Early Voting Absentee	Provisional
REP Timothy Kathman	393	100.00%	<div style="width: 100%; height: 10px; background-color: #ffc107;"></div>	135	72	175	11
Total Votes Cast	393	100.00%	<div style="width: 100%; height: 10px; background-color: #ffc107;"></div>	135	72	175	11
Overvotes	0			0	0	0	0
Undervotes	69			17	15	35	2
Contest Totals	462			152	87	210	13

For Member of the State Board of Education (1st District) 1st Dist StBd of Ed

Vote For 1

	TOTAL	VOTE %		Polling Place	Mail Absentee	Early Voting Absentee	Provisional
Diana M. Fessler	342	100.00%	<div style="width: 100%; height: 10px; background-color: #ffc107;"></div>	117	64	153	8
Total Votes Cast	342	100.00%	<div style="width: 100%; height: 10px; background-color: #ffc107;"></div>	117	64	153	8
Overvotes	0			0	0	0	0
Undervotes	120			35	23	57	5
Contest Totals	462			152	87	210	13

GREENVILLE 1-A

For Justice of the Supreme Court (Full Term Commencing 1-1-2021)

Vote For 1

	TOTAL	VOTE %		Polling Place	Mail Absentee	Early Voting Absentee	Provisional
Sharon L. Kennedy	265	69.19%	<div style="width: 69.19%; height: 10px; background-color: #ffc107;"></div>	94	45	119	7
John P. O'Donnell	118	30.81%	<div style="width: 30.81%; height: 10px; background-color: #6c757d;"></div>	34	33	50	1
Total Votes Cast	383	100.00%	<div style="width: 100%; height: 10px; background-color: #ffc107;"></div>	128	78	169	8
Overvotes	0			0	0	0	0
Undervotes	79			24	9	41	5
Contest Totals	462			152	87	210	13

For Justice of The Supreme Court (Full Term Commencing 1-2-2021)

Vote For 1

	TOTAL	VOTE %		Polling Place	Mail Absentee	Early Voting Absentee	Provisional
Jennifer Brunner	207	55.80%	<div style="width: 55.80%; height: 10px; background-color: #ffc107;"></div>	67	39	95	6
Judi French	164	44.20%	<div style="width: 44.20%; height: 10px; background-color: #6c757d;"></div>	57	35	69	3
Total Votes Cast	371	100.00%	<div style="width: 100%; height: 10px; background-color: #ffc107;"></div>	124	74	164	9
Overvotes	0			0	0	0	0
Undervotes	91			28	13	46	4
Contest Totals	462			152	87	210	13

For Judge of the Court of Appeals (2nd District) 2nd Dist. Ct of App

Vote For 1

	TOTAL	VOTE %		Polling Place	Mail Absentee	Early Voting Absentee	Provisional
Chris Epley	206	58.86%	<div style="width: 58.86%; height: 10px; background-color: #ffc107;"></div>	73	36	90	7
Marshall G. Lachman	144	41.14%	<div style="width: 41.14%; height: 10px; background-color: #6c757d;"></div>	44	41	58	1
Total Votes Cast	350	100.00%	<div style="width: 100%; height: 10px; background-color: #ffc107;"></div>	117	77	148	8
Overvotes	0			0	0	0	0
Undervotes	112			35	10	62	5
Contest Totals	462			152	87	210	13

For Judge of the Court of Common Pleas (Juvenile/Probate Division) COUNTY




Vote For 1

	TOTAL	VOTE %		Polling Place	Mail Absentee	Early Voting Absentee	Provisional
Jason Aslinger	373	100.00%	<div style="width: 100%; height: 10px; background-color: #ffc107;"></div>	133	59	174	7
Total Votes Cast	373	100.00%	<div style="width: 100%; height: 10px; background-color: #ffc107;"></div>	133	59	174	7
Overvotes	0			0	0	0	0
Undervotes	89			19	28	36	6
Contest Totals	462			152	87	210	13

GREENVILLE 1-A




Issue 7 - Renewal (5.5) mills GREENVILLE CITY SD

Vote For 1

	TOTAL	VOTE %		Polling Place	Mail Absentee	Early Voting Absentee	Provisional
For the Tax Levy	263	59.23%		86	49	124	4
Against the Tax Levy	181	40.77%		59	34	82	6
Total Votes Cast	444	100.00%		145	83	206	10
Overvotes	0			0	0	0	0
Undervotes	18			7	4	4	3
Contest Totals	462			152	87	210	13

Issue 1 - Additional (0.5) mill - Darke County Park District Levy

Vote For 1

	TOTAL	VOTE %		Polling Place	Mail Absentee	Early Voting Absentee	Provisional
For the Tax Levy	285	64.19%		92	50	138	5
Against the Tax Levy	159	35.81%		55	32	68	4
Total Votes Cast	444	100.00%		147	82	206	9
Overvotes	1			0	1	0	0
Undervotes	17			5	4	4	4
Contest Totals	462			152	87	210	13

GREENVILLE 1-B

Statistics

	TOTAL	Polling Place	Mail Absentee	Early Voting Absentee	Provisional
Registered Voters - Total	634				
Ballots Cast - Total	521	99	133	280	9
Ballots Cast - Blank	0	0	0	0	0
Voter Turnout - Total	82.18%				

For President and Vice President

Vote For 1

	TOTAL	VOTE %		Polling Place	Mail Absentee	Early Voting Absentee	Provisional
REP Donald J. Trump and Michael R. Pence	366	70.79%		82	68	208	8
DEM Joseph R. Biden and Kamala D. Harris	146	28.24%		17	62	66	1
LIB Jo Jorgensen and Spike Cohen	2	0.39%		0	0	2	0
Howie Hawkins and Angela Walker	1	0.19%		0	0	1	0
Write-In: Brian Carrol and Amar Patel	0	0.00%		0	0	0	0
Write-In: Jade Simmons and Claudeliah J. Roze	0	0.00%		0	0	0	0
Write-In Totals	2	0.39%		0	0	2	0
Not Assigned	2	0.39%		0	0	2	0
Total Votes Cast	517	100.00%		99	130	279	9
Overvotes	0			0	0	0	0
Undervotes	4			0	3	1	0
Contest Totals	521			99	133	280	9

For Representative to Congress (8th District) 8TH CONGRESSIONAL

Vote For 1

	TOTAL	VOTE %		Polling Place	Mail Absentee	Early Voting Absentee	Provisional
REP Warren Davidson	387	76.94%		86	85	209	7
DEM Vanessa Enoch	116	23.06%		10	43	63	0
Write-In: Isaac Reed	0	0.00%		0	0	0	0
Write-In Totals	0	0.00%		0	0	0	0
Not Assigned	0	0.00%		0	0	0	0
Total Votes Cast	503	100.00%		96	128	272	7
Overvotes	0			0	0	0	0
Undervotes	18			3	5	8	2
Contest Totals	521			99	133	280	9

GREENVILLE 1-B

For State Senator (12th District) 12TH SENATE

Vote For 1

	TOTAL	VOTE %		Polling Place	Mail Absentee	Early Voting Absentee	Provisional
REP Matt Huffman	393	78.13%		84	88	213	8
DEM Ken Poling	110	21.87%		12	41	57	0
Total Votes Cast	503	100.00%		96	129	270	8
Overvotes	1			0	1	0	0
Undervotes	17			3	3	10	1
Contest Totals	521			99	133	280	9

For State Representative (84th District) 84TH HOUSE

Vote For 1

	TOTAL	VOTE %		Polling Place	Mail Absentee	Early Voting Absentee	Provisional
REP Susan Manchester	385	76.85%		86	80	211	8
DEM Joseph A. Monbeck	116	23.15%		11	45	60	0
Total Votes Cast	501	100.00%		97	125	271	8
Overvotes	1			0	1	0	0
Undervotes	19			2	7	9	1
Contest Totals	521			99	133	280	9

For County Commissioner (Full term commencing 1-2-2021) COUNTY

Vote For 1

	TOTAL	VOTE %		Polling Place	Mail Absentee	Early Voting Absentee	Provisional
REP Matthew Aultman	438	100.00%		88	101	242	7
Total Votes Cast	438	100.00%		88	101	242	7
Overvotes	0			0	0	0	0
Undervotes	83			11	32	38	2
Contest Totals	521			99	133	280	9

For County Commissioner (Full term commencing 1-3-2021) COUNTY

Vote For 1

	TOTAL	VOTE %		Polling Place	Mail Absentee	Early Voting Absentee	Provisional
REP Larry Holmes	437	100.00%		90	103	237	7
Total Votes Cast	437	100.00%		90	103	237	7
Overvotes	0			0	0	0	0
Undervotes	84			9	30	43	2
Contest Totals	521			99	133	280	9

GREENVILLE 1-B

For Prosecuting Attorney COUNTY

Vote For 1

	TOTAL	VOTE %		Polling Place	Mail Absentee	Early Voting Absentee	Provisional
REP R. Kelly Ormsby, III	440	100.00%	<div style="width: 100%; height: 10px; background-color: #ffc107;"></div>	89	106	237	8
Total Votes Cast	440	100.00%	<div style="width: 100%; height: 10px; background-color: #ffc107;"></div>	89	106	237	8
Overvotes	0			0	0	0	0
Undervotes	81			10	27	43	1
Contest Totals	521			99	133	280	9

For Clerk of the Court of Common Pleas COUNTY

Vote For 1

	TOTAL	VOTE %		Polling Place	Mail Absentee	Early Voting Absentee	Provisional
REP Cindy Pike	450	100.00%	<div style="width: 100%; height: 10px; background-color: #ffc107;"></div>	92	110	241	7
Total Votes Cast	450	100.00%	<div style="width: 100%; height: 10px; background-color: #ffc107;"></div>	92	110	241	7
Overvotes	0			0	0	0	0
Undervotes	71			7	23	39	2
Contest Totals	521			99	133	280	9

For Sheriff COUNTY

Vote For 1

	TOTAL	VOTE %		Polling Place	Mail Absentee	Early Voting Absentee	Provisional
REP Toby L. Spencer	455	100.00%	<div style="width: 100%; height: 10px; background-color: #ffc107;"></div>	90	112	245	8
Total Votes Cast	455	100.00%	<div style="width: 100%; height: 10px; background-color: #ffc107;"></div>	90	112	245	8
Overvotes	0			0	0	0	0
Undervotes	66			9	21	35	1
Contest Totals	521			99	133	280	9

For County Recorder COUNTY

Vote For 1

	TOTAL	VOTE %		Polling Place	Mail Absentee	Early Voting Absentee	Provisional
REP Linda Stachler	441	100.00%	<div style="width: 100%; height: 10px; background-color: #ffc107;"></div>	91	104	238	8
Total Votes Cast	441	100.00%	<div style="width: 100%; height: 10px; background-color: #ffc107;"></div>	91	104	238	8
Overvotes	0			0	0	0	0
Undervotes	80			8	29	42	1
Contest Totals	521			99	133	280	9

GREENVILLE 1-B

For County Treasurer COUNTY

Vote For 1

	TOTAL	VOTE %		Polling Place	Mail Absentee	Early Voting Absentee	Provisional
DEM Scott J. Zumbrink	353	100.00%	<div style="width: 100%; height: 10px; background-color: #ffc107;"></div>	71	99	178	5
Total Votes Cast	353	100.00%	<div style="width: 100%; height: 10px; background-color: #ffc107;"></div>	71	99	178	5
Overvotes	0			0	0	0	0
Undervotes	168			28	34	102	4
Contest Totals	521			99	133	280	9

For County Engineer COUNTY

Vote For 1

	TOTAL	VOTE %		Polling Place	Mail Absentee	Early Voting Absentee	Provisional
DEM Jim Surber	317	100.00%	<div style="width: 100%; height: 10px; background-color: #ffc107;"></div>	62	95	156	4
Total Votes Cast	317	100.00%	<div style="width: 100%; height: 10px; background-color: #ffc107;"></div>	62	95	156	4
Overvotes	0			0	0	0	0
Undervotes	204			37	38	124	5
Contest Totals	521			99	133	280	9

For Coroner COUNTY

Vote For 1

	TOTAL	VOTE %		Polling Place	Mail Absentee	Early Voting Absentee	Provisional
REP Timothy Kathman	454	100.00%	<div style="width: 100%; height: 10px; background-color: #ffc107;"></div>	91	110	245	8
Total Votes Cast	454	100.00%	<div style="width: 100%; height: 10px; background-color: #ffc107;"></div>	91	110	245	8
Overvotes	0			0	0	0	0
Undervotes	67			8	23	35	1
Contest Totals	521			99	133	280	9

For Member of the State Board of Education (1st District) 1st Dist StBd of Ed

Vote For 1

	TOTAL	VOTE %		Polling Place	Mail Absentee	Early Voting Absentee	Provisional
Diana M. Fessler	366	100.00%	<div style="width: 100%; height: 10px; background-color: #ffc107;"></div>	78	92	189	7
Total Votes Cast	366	100.00%	<div style="width: 100%; height: 10px; background-color: #ffc107;"></div>	78	92	189	7
Overvotes	0			0	0	0	0
Undervotes	155			21	41	91	2
Contest Totals	521			99	133	280	9

GREENVILLE 1-B

For Justice of the Supreme Court (Full Term Commencing 1-1-2021)

Vote For 1

	TOTAL	VOTE %		Polling Place	Mail Absentee	Early Voting Absentee	Provisional
Sharon L. Kennedy	307	70.09%	<div style="width: 70.09%;"><div style="width: 70.09%;"></div></div>	64	76	162	5
John P. O'Donnell	131	29.91%	<div style="width: 29.91%;"><div style="width: 29.91%;"></div></div>	21	38	70	2
Total Votes Cast	438	100.00%	<div style="width: 100%;"><div style="width: 100%;"></div></div>	85	114	232	7
Overvotes	0			0	0	0	0
Undervotes	83			14	19	48	2
Contest Totals	521			99	133	280	9

For Justice of The Supreme Court (Full Term Commencing 1-2-2021)

Vote For 1

	TOTAL	VOTE %		Polling Place	Mail Absentee	Early Voting Absentee	Provisional
Judi French	242	58.31%	<div style="width: 58.31%;"><div style="width: 58.31%;"></div></div>	47	64	127	4
Jennifer Brunner	173	41.69%	<div style="width: 41.69%;"><div style="width: 41.69%;"></div></div>	36	47	87	3
Total Votes Cast	415	100.00%	<div style="width: 100%;"><div style="width: 100%;"></div></div>	83	111	214	7
Overvotes	0			0	0	0	0
Undervotes	106			16	22	66	2
Contest Totals	521			99	133	280	9

For Judge of the Court of Appeals (2nd District) 2nd Dist. Ct of App

Vote For 1

	TOTAL	VOTE %		Polling Place	Mail Absentee	Early Voting Absentee	Provisional
Chris Epley	222	56.63%	<div style="width: 56.63%;"><div style="width: 56.63%;"></div></div>	45	65	109	3
Marshall G. Lachman	170	43.37%	<div style="width: 43.37%;"><div style="width: 43.37%;"></div></div>	31	43	92	4
Total Votes Cast	392	100.00%	<div style="width: 100%;"><div style="width: 100%;"></div></div>	76	108	201	7
Overvotes	0			0	0	0	0
Undervotes	129			23	25	79	2
Contest Totals	521			99	133	280	9

For Judge of the Court of Common Pleas (Juvenile/Probate Division) COUNTY




Vote For 1

	TOTAL	VOTE %		Polling Place	Mail Absentee	Early Voting Absentee	Provisional
Jason Aslinger	408	100.00%	<div style="width: 100%;"><div style="width: 100%;"></div></div>	83	94	224	7
Total Votes Cast	408	100.00%	<div style="width: 100%;"><div style="width: 100%;"></div></div>	83	94	224	7
Overvotes	0			0	0	0	0
Undervotes	113			16	39	56	2
Contest Totals	521			99	133	280	9

GREENVILLE 1-B




Issue 7 - Renewal (5.5) mills GREENVILLE CITY SD

Vote For 1

	TOTAL	VOTE %		Polling Place	Mail Absentee	Early Voting Absentee	Provisional
For the Tax Levy	322	63.14%		55	96	165	6
Against the Tax Levy	188	36.86%		39	35	111	3
Total Votes Cast	510	100.00%		94	131	276	9
Overvotes	0			0	0	0	0
Undervotes	11			5	2	4	0
Contest Totals	521			99	133	280	9

Issue 1 - Additional (0.5) mill - Darke County Park District Levy

Vote For 1

	TOTAL	VOTE %		Polling Place	Mail Absentee	Early Voting Absentee	Provisional
For the Tax Levy	319	62.30%		53	88	171	7
Against the Tax Levy	193	37.70%		43	44	104	2
Total Votes Cast	512	100.00%		96	132	275	9
Overvotes	0			0	0	0	0
Undervotes	9			3	1	5	0
Contest Totals	521			99	133	280	9

GREENVILLE 1-C

Statistics

	TOTAL	Polling Place	Mail Absentee	Early Voting Absentee	Provisional
Registered Voters - Total	671				
Ballots Cast - Total	546	104	140	291	11
Ballots Cast - Blank	0	0	0	0	0
Voter Turnout - Total	81.37%				

For President and Vice President

Vote For 1

	TOTAL	VOTE %		Polling Place	Mail Absentee	Early Voting Absentee	Provisional
REP Donald J. Trump and Michael R. Pence	388	71.85%		88	82	209	9
DEM Joseph R. Biden and Kamala D. Harris	141	26.11%		11	55	73	2
LIB Jo Jorgensen and Spike Cohen	10	1.85%		4	1	5	0
Howie Hawkins and Angela Walker	1	0.19%		0	1	0	0
Write-In: Brian Carrol and Amar Patel	0	0.00%		0	0	0	0
Write-In: Jade Simmons and Claudeliah J. Roze	0	0.00%		0	0	0	0
Write-In Totals	0	0.00%		0	0	0	0
Not Assigned	0	0.00%		0	0	0	0
Total Votes Cast	540	100.00%		103	139	287	11
Overvotes	2			1	1	0	0
Undervotes	4			0	0	4	0
Contest Totals	546			104	140	291	11

For Representative to Congress (8th District) 8TH CONGRESSIONAL

Vote For 1

	TOTAL	VOTE %		Polling Place	Mail Absentee	Early Voting Absentee	Provisional
REP Warren Davidson	395	75.53%		85	88	213	9
DEM Vanessa Enoch	128	24.47%		14	45	67	2
Write-In: Isaac Reed	0	0.00%		0	0	0	0
Write-In Totals	0	0.00%		0	0	0	0
Not Assigned	0	0.00%		0	0	0	0
Total Votes Cast	523	100.00%		99	133	280	11
Overvotes	1			0	1	0	0
Undervotes	22			5	6	11	0
Contest Totals	546			104	140	291	11

GREENVILLE 1-C

For State Senator (12th District) 12TH SENATE

Vote For 1

	TOTAL	VOTE %		Polling Place	Mail Absentee	Early Voting Absentee	Provisional
REP Matt Huffman	405	78.34%		85	92	218	10
DEM Ken Poling	112	21.66%		11	38	62	1
Total Votes Cast	517	100.00%		96	130	280	11
Overvotes	0			0	0	0	0
Undervotes	29			8	10	11	0
Contest Totals	546			104	140	291	11

For State Representative (84th District) 84TH HOUSE

Vote For 1

	TOTAL	VOTE %		Polling Place	Mail Absentee	Early Voting Absentee	Provisional
REP Susan Manchester	400	77.37%		84	91	215	10
DEM Joseph A. Monbeck	117	22.63%		14	39	63	1
Total Votes Cast	517	100.00%		98	130	278	11
Overvotes	0			0	0	0	0
Undervotes	29			6	10	13	0
Contest Totals	546			104	140	291	11

For County Commissioner (Full term commencing 1-2-2021) COUNTY

Vote For 1

	TOTAL	VOTE %		Polling Place	Mail Absentee	Early Voting Absentee	Provisional
REP Matthew Aultman	445	100.00%		88	105	244	8
Total Votes Cast	445	100.00%		88	105	244	8
Overvotes	0			0	0	0	0
Undervotes	101			16	35	47	3
Contest Totals	546			104	140	291	11

For County Commissioner (Full term commencing 1-3-2021) COUNTY

Vote For 1

	TOTAL	VOTE %		Polling Place	Mail Absentee	Early Voting Absentee	Provisional
REP Larry Holmes	444	100.00%		85	102	248	9
Total Votes Cast	444	100.00%		85	102	248	9
Overvotes	0			0	0	0	0
Undervotes	102			19	38	43	2
Contest Totals	546			104	140	291	11

GREENVILLE 1-C

For Prosecuting Attorney COUNTY

Vote For 1

	TOTAL	VOTE %		Polling Place	Mail Absentee	Early Voting Absentee	Provisional
REP R. Kelly Ormsby, III	446	100.00%	<div style="width: 100%; height: 10px; background-color: #ffc107;"></div>	86	110	242	8
Total Votes Cast	446	100.00%	<div style="width: 100%; height: 10px; background-color: #ffc107;"></div>	86	110	242	8
Overvotes	0			0	0	0	0
Undervotes	100			18	30	49	3
Contest Totals	546			104	140	291	11

For Clerk of the Court of Common Pleas COUNTY

Vote For 1

	TOTAL	VOTE %		Polling Place	Mail Absentee	Early Voting Absentee	Provisional
REP Cindy Pike	458	100.00%	<div style="width: 100%; height: 10px; background-color: #ffc107;"></div>	85	115	249	9
Total Votes Cast	458	100.00%	<div style="width: 100%; height: 10px; background-color: #ffc107;"></div>	85	115	249	9
Overvotes	0			0	0	0	0
Undervotes	88			19	25	42	2
Contest Totals	546			104	140	291	11

For Sheriff COUNTY

Vote For 1

	TOTAL	VOTE %		Polling Place	Mail Absentee	Early Voting Absentee	Provisional
REP Toby L. Spencer	459	100.00%	<div style="width: 100%; height: 10px; background-color: #ffc107;"></div>	90	109	252	8
Total Votes Cast	459	100.00%	<div style="width: 100%; height: 10px; background-color: #ffc107;"></div>	90	109	252	8
Overvotes	0			0	0	0	0
Undervotes	87			14	31	39	3
Contest Totals	546			104	140	291	11

For County Recorder COUNTY

Vote For 1

	TOTAL	VOTE %		Polling Place	Mail Absentee	Early Voting Absentee	Provisional
REP Linda Stachler	453	100.00%	<div style="width: 100%; height: 10px; background-color: #ffc107;"></div>	87	110	248	8
Total Votes Cast	453	100.00%	<div style="width: 100%; height: 10px; background-color: #ffc107;"></div>	87	110	248	8
Overvotes	0			0	0	0	0
Undervotes	93			17	30	43	3
Contest Totals	546			104	140	291	11

GREENVILLE 1-C

For County Treasurer COUNTY

Vote For 1

	TOTAL	VOTE %		Polling Place	Mail Absentee	Early Voting Absentee	Provisional
DEM Scott J. Zumbrink	375	100.00%	<div style="width: 100%; height: 10px; background-color: #ffc107;"></div>	65	102	201	7
Total Votes Cast	375	100.00%	<div style="width: 100%; height: 10px; background-color: #ffc107;"></div>	65	102	201	7
Overvotes	0			0	0	0	0
Undervotes	171			39	38	90	4
Contest Totals	546			104	140	291	11

For County Engineer COUNTY

Vote For 1

	TOTAL	VOTE %		Polling Place	Mail Absentee	Early Voting Absentee	Provisional
DEM Jim Surber	347	100.00%	<div style="width: 100%; height: 10px; background-color: #ffc107;"></div>	62	91	187	7
Total Votes Cast	347	100.00%	<div style="width: 100%; height: 10px; background-color: #ffc107;"></div>	62	91	187	7
Overvotes	0			0	0	0	0
Undervotes	199			42	49	104	4
Contest Totals	546			104	140	291	11

For Coroner COUNTY

Vote For 1

	TOTAL	VOTE %		Polling Place	Mail Absentee	Early Voting Absentee	Provisional
REP Timothy Kathman	458	100.00%	<div style="width: 100%; height: 10px; background-color: #ffc107;"></div>	88	109	253	8
Total Votes Cast	458	100.00%	<div style="width: 100%; height: 10px; background-color: #ffc107;"></div>	88	109	253	8
Overvotes	0			0	0	0	0
Undervotes	88			16	31	38	3
Contest Totals	546			104	140	291	11

For Member of the State Board of Education (1st District) 1st Dist StBd of Ed

Vote For 1

	TOTAL	VOTE %		Polling Place	Mail Absentee	Early Voting Absentee	Provisional
Diana M. Fessler	376	100.00%	<div style="width: 100%; height: 10px; background-color: #ffc107;"></div>	73	88	207	8
Total Votes Cast	376	100.00%	<div style="width: 100%; height: 10px; background-color: #ffc107;"></div>	73	88	207	8
Overvotes	0			0	0	0	0
Undervotes	170			31	52	84	3
Contest Totals	546			104	140	291	11

GREENVILLE 1-C

For Justice of the Supreme Court (Full Term Commencing 1-1-2021)

Vote For 1

	TOTAL	VOTE %		Polling Place	Mail Absentee	Early Voting Absentee	Provisional
Sharon L. Kennedy	325	71.43%		56	79	184	6
John P. O'Donnell	130	28.57%		30	36	62	2
Total Votes Cast	455	100.00%		86	115	246	8
Overvotes	0			0	0	0	0
Undervotes	91			18	25	45	3
Contest Totals	546			104	140	291	11

For Justice of The Supreme Court (Full Term Commencing 1-2-2021)

Vote For 1

	TOTAL	VOTE %		Polling Place	Mail Absentee	Early Voting Absentee	Provisional
Judi French	221	51.40%		40	68	110	3
Jennifer Brunner	209	48.60%		40	44	122	3
Total Votes Cast	430	100.00%		80	112	232	6
Overvotes	0			0	0	0	0
Undervotes	116			24	28	59	5
Contest Totals	546			104	140	291	11

For Judge of the Court of Appeals (2nd District) 2nd Dist. Ct of App

Vote For 1

	TOTAL	VOTE %		Polling Place	Mail Absentee	Early Voting Absentee	Provisional
Chris Epley	262	65.17%		49	67	140	6
Marshall G. Lachman	140	34.83%		27	44	68	1
Total Votes Cast	402	100.00%		76	111	208	7
Overvotes	0			0	0	0	0
Undervotes	144			28	29	83	4
Contest Totals	546			104	140	291	11

For Judge of the Court of Common Pleas (Juvenile/Probate Division) COUNTY




Vote For 1

	TOTAL	VOTE %		Polling Place	Mail Absentee	Early Voting Absentee	Provisional
Jason Aslinger	426	100.00%		75	98	246	7
Total Votes Cast	426	100.00%		75	98	246	7
Overvotes	0			0	0	0	0
Undervotes	120			29	42	45	4
Contest Totals	546			104	140	291	11

GREENVILLE 1-C




Issue 7 - Renewal (5.5) mills GREENVILLE CITY SD

Vote For 1

	TOTAL	VOTE %		Polling Place	Mail Absentee	Early Voting Absentee	Provisional
For the Tax Levy	329	62.67%		52	85	186	6
Against the Tax Levy	196	37.33%		47	46	100	3
Total Votes Cast	525	100.00%		99	131	286	9
Overvotes	0			0	0	0	0
Undervotes	21			5	9	5	2
Contest Totals	546			104	140	291	11

Issue 1 - Additional (0.5) mill - Darke County Park District Levy

Vote For 1

	TOTAL	VOTE %		Polling Place	Mail Absentee	Early Voting Absentee	Provisional
For the Tax Levy	324	61.83%		55	78	184	7
Against the Tax Levy	200	38.17%		45	54	99	2
Total Votes Cast	524	100.00%		100	132	283	9
Overvotes	0			0	0	0	0
Undervotes	22			4	8	8	2
Contest Totals	546			104	140	291	11

GREENVILLE 2-A

Statistics

	TOTAL	Polling Place	Mail Absentee	Early Voting Absentee	Provisional
Registered Voters - Total	660				
Ballots Cast - Total	417	153	99	151	14
Ballots Cast - Blank	0	0	0	0	0
Voter Turnout - Total	63.18%				

For President and Vice President

Vote For 1

	TOTAL	VOTE %		Polling Place	Mail Absentee	Early Voting Absentee	Provisional
REP Donald J. Trump and Michael R. Pence	292	70.87%		125	49	107	11
DEM Joseph R. Biden and Kamala D. Harris	111	26.94%		22	45	41	3
LIB Jo Jorgensen and Spike Cohen	8	1.94%		4	2	2	0
Howie Hawkins and Angela Walker	1	0.24%		0	0	1	0
Write-In: Brian Carrol and Amar Patel	0	0.00%		0	0	0	0
Write-In: Jade Simmons and Claudeliah J. Roze	0	0.00%		0	0	0	0
Write-In Totals	0	0.00%		0	0	0	0
Not Assigned	0	0.00%		0	0	0	0
Total Votes Cast	412	100.00%		151	96	151	14
Overvotes	1			0	1	0	0
Undervotes	4			2	2	0	0
Contest Totals	417			153	99	151	14

For Representative to Congress (8th District) 8TH CONGRESSIONAL

Vote For 1

	TOTAL	VOTE %		Polling Place	Mail Absentee	Early Voting Absentee	Provisional
REP Warren Davidson	300	72.64%		123	54	112	11
DEM Vanessa Enoch	113	27.36%		29	42	39	3
Write-In: Isaac Reed	0	0.00%		0	0	0	0
Write-In Totals	0	0.00%		0	0	0	0
Not Assigned	0	0.00%		0	0	0	0
Total Votes Cast	413	100.00%		152	96	151	14
Overvotes	0			0	0	0	0
Undervotes	4			1	3	0	0
Contest Totals	417			153	99	151	14

GREENVILLE 2-A

For State Senator (12th District) 12TH SENATE

Vote For 1

	TOTAL	VOTE %		Polling Place	Mail Absentee	Early Voting Absentee	Provisional
REP Matt Huffman	299	72.57%		122	55	111	11
DEM Ken Poling	113	27.43%		28	43	39	3
Total Votes Cast	412	100.00%		150	98	150	14
Overvotes	0			0	0	0	0
Undervotes	5			3	1	1	0
Contest Totals	417			153	99	151	14

For State Representative (84th District) 84TH HOUSE

Vote For 1

	TOTAL	VOTE %		Polling Place	Mail Absentee	Early Voting Absentee	Provisional
REP Susan Manchester	301	73.24%		122	55	112	12
DEM Joseph A. Monbeck	110	26.76%		27	42	39	2
Total Votes Cast	411	100.00%		149	97	151	14
Overvotes	0			0	0	0	0
Undervotes	6			4	2	0	0
Contest Totals	417			153	99	151	14

For County Commissioner (Full term commencing 1-2-2021) COUNTY

Vote For 1

	TOTAL	VOTE %		Polling Place	Mail Absentee	Early Voting Absentee	Provisional
REP Matthew Aultman	352	100.00%		146	66	128	12
Total Votes Cast	352	100.00%		146	66	128	12
Overvotes	0			0	0	0	0
Undervotes	65			7	33	23	2
Contest Totals	417			153	99	151	14

For County Commissioner (Full term commencing 1-3-2021) COUNTY

Vote For 1

	TOTAL	VOTE %		Polling Place	Mail Absentee	Early Voting Absentee	Provisional
REP Larry Holmes	354	100.00%		143	73	127	11
Total Votes Cast	354	100.00%		143	73	127	11
Overvotes	0			0	0	0	0
Undervotes	63			10	26	24	3
Contest Totals	417			153	99	151	14

GREENVILLE 2-A

For Prosecuting Attorney COUNTY

Vote For 1

	TOTAL	VOTE %		Polling Place	Mail Absentee	Early Voting Absentee	Provisional
REP R. Kelly Ormsby, III	357	100.00%	<div style="width: 100%; height: 10px; background-color: #ffc107;"></div>	143	74	128	12
Total Votes Cast	357	100.00%	<div style="width: 100%; height: 10px; background-color: #ffc107;"></div>	143	74	128	12
Overvotes	0			0	0	0	0
Undervotes	60			10	25	23	2
Contest Totals	417			153	99	151	14

For Clerk of the Court of Common Pleas COUNTY

Vote For 1

	TOTAL	VOTE %		Polling Place	Mail Absentee	Early Voting Absentee	Provisional
REP Cindy Pike	363	100.00%	<div style="width: 100%; height: 10px; background-color: #ffc107;"></div>	142	76	133	12
Total Votes Cast	363	100.00%	<div style="width: 100%; height: 10px; background-color: #ffc107;"></div>	142	76	133	12
Overvotes	0			0	0	0	0
Undervotes	54			11	23	18	2
Contest Totals	417			153	99	151	14

For Sheriff COUNTY

Vote For 1

	TOTAL	VOTE %		Polling Place	Mail Absentee	Early Voting Absentee	Provisional
REP Toby L. Spencer	364	100.00%	<div style="width: 100%; height: 10px; background-color: #ffc107;"></div>	142	80	130	12
Total Votes Cast	364	100.00%	<div style="width: 100%; height: 10px; background-color: #ffc107;"></div>	142	80	130	12
Overvotes	0			0	0	0	0
Undervotes	53			11	19	21	2
Contest Totals	417			153	99	151	14

For County Recorder COUNTY

Vote For 1

	TOTAL	VOTE %		Polling Place	Mail Absentee	Early Voting Absentee	Provisional
REP Linda Stachler	354	100.00%	<div style="width: 100%; height: 10px; background-color: #ffc107;"></div>	142	69	131	12
Total Votes Cast	354	100.00%	<div style="width: 100%; height: 10px; background-color: #ffc107;"></div>	142	69	131	12
Overvotes	0			0	0	0	0
Undervotes	63			11	30	20	2
Contest Totals	417			153	99	151	14

GREENVILLE 2-A

For County Treasurer COUNTY

Vote For 1

	TOTAL	VOTE %		Polling Place	Mail Absentee	Early Voting Absentee	Provisional
DEM Scott J. Zumbrink	294	100.00%	<div style="width: 100%; height: 10px; background-color: #ffc107;"></div>	106	75	106	7
Total Votes Cast	294	100.00%	<div style="width: 100%; height: 10px; background-color: #ffc107;"></div>	106	75	106	7
Overvotes	0			0	0	0	0
Undervotes	123			47	24	45	7
Contest Totals	417			153	99	151	14

For County Engineer COUNTY

Vote For 1

	TOTAL	VOTE %		Polling Place	Mail Absentee	Early Voting Absentee	Provisional
DEM Jim Surber	282	100.00%	<div style="width: 100%; height: 10px; background-color: #ffc107;"></div>	102	74	99	7
Total Votes Cast	282	100.00%	<div style="width: 100%; height: 10px; background-color: #ffc107;"></div>	102	74	99	7
Overvotes	0			0	0	0	0
Undervotes	135			51	25	52	7
Contest Totals	417			153	99	151	14

For Coroner COUNTY

Vote For 1

	TOTAL	VOTE %		Polling Place	Mail Absentee	Early Voting Absentee	Provisional
REP Timothy Kathman	360	100.00%	<div style="width: 100%; height: 10px; background-color: #ffc107;"></div>	140	77	132	11
Total Votes Cast	360	100.00%	<div style="width: 100%; height: 10px; background-color: #ffc107;"></div>	140	77	132	11
Overvotes	0			0	0	0	0
Undervotes	57			13	22	19	3
Contest Totals	417			153	99	151	14

For Member of the State Board of Education (1st District) 1st Dist StBd of Ed

Vote For 1

	TOTAL	VOTE %		Polling Place	Mail Absentee	Early Voting Absentee	Provisional
Diana M. Fessler	304	100.00%	<div style="width: 100%; height: 10px; background-color: #ffc107;"></div>	121	63	113	7
Total Votes Cast	304	100.00%	<div style="width: 100%; height: 10px; background-color: #ffc107;"></div>	121	63	113	7
Overvotes	0			0	0	0	0
Undervotes	113			32	36	38	7
Contest Totals	417			153	99	151	14

GREENVILLE 2-A

For Justice of the Supreme Court (Full Term Commencing 1-1-2021)

Vote For 1

	TOTAL	VOTE %		Polling Place	Mail Absentee	Early Voting Absentee	Provisional
Sharon L. Kennedy	212	59.05%		86	42	77	7
John P. O'Donnell	147	40.95%		50	47	49	1
Total Votes Cast	359	100.00%		136	89	126	8
Overvotes	0			0	0	0	0
Undervotes	58			17	10	25	6
Contest Totals	417			153	99	151	14

For Justice of The Supreme Court (Full Term Commencing 1-2-2021)

Vote For 1

	TOTAL	VOTE %		Polling Place	Mail Absentee	Early Voting Absentee	Provisional
Jennifer Brunner	172	50.44%		61	43	62	6
Judi French	169	49.56%		67	41	60	1
Total Votes Cast	341	100.00%		128	84	122	7
Overvotes	0			0	0	0	0
Undervotes	76			25	15	29	7
Contest Totals	417			153	99	151	14

For Judge of the Court of Appeals (2nd District) 2nd Dist. Ct of App

Vote For 1

	TOTAL	VOTE %		Polling Place	Mail Absentee	Early Voting Absentee	Provisional
Chris Epley	162	50.78%		62	41	58	1
Marshall G. Lachman	157	49.22%		56	44	51	6
Total Votes Cast	319	100.00%		118	85	109	7
Overvotes	0			0	0	0	0
Undervotes	98			35	14	42	7
Contest Totals	417			153	99	151	14

For Judge of the Court of Common Pleas (Juvenile/Probate Division) COUNTY




Vote For 1

	TOTAL	VOTE %		Polling Place	Mail Absentee	Early Voting Absentee	Provisional
Jason Aslinger	328	100.00%		131	70	121	6
Total Votes Cast	328	100.00%		131	70	121	6
Overvotes	0			0	0	0	0
Undervotes	89			22	29	30	8
Contest Totals	417			153	99	151	14

GREENVILLE 2-A




Issue 7 - Renewal (5.5) mills GREENVILLE CITY SD

Vote For 1

	TOTAL	VOTE %		Polling Place	Mail Absentee	Early Voting Absentee	Provisional
For the Tax Levy	250	62.03%		91	65	89	5
Against the Tax Levy	153	37.97%		57	30	60	6
Total Votes Cast	403	100.00%		148	95	149	11
Overvotes	0			0	0	0	0
Undervotes	14			5	4	2	3
Contest Totals	417			153	99	151	14

Issue 1 - Additional (0.5) mill - Darke County Park District Levy

Vote For 1

	TOTAL	VOTE %		Polling Place	Mail Absentee	Early Voting Absentee	Provisional
For the Tax Levy	274	67.82%		105	69	92	8
Against the Tax Levy	130	32.18%		43	27	57	3
Total Votes Cast	404	100.00%		148	96	149	11
Overvotes	0			0	0	0	0
Undervotes	13			5	3	2	3
Contest Totals	417			153	99	151	14

GREENVILLE 2-B

Statistics

	TOTAL	Polling Place	Mail Absentee	Early Voting Absentee	Provisional
Registered Voters - Total	636				
Ballots Cast - Total	443	152	83	192	16
Ballots Cast - Blank	0	0	0	0	0
Voter Turnout - Total	69.65%				

For President and Vice President

Vote For 1

	TOTAL	VOTE %		Polling Place	Mail Absentee	Early Voting Absentee	Provisional
REP Donald J. Trump and Michael R. Pence	349	78.78%		136	47	155	11
DEM Joseph R. Biden and Kamala D. Harris	87	19.64%		14	34	34	5
LIB Jo Jorgensen and Spike Cohen	4	0.90%		0	1	3	0
Howie Hawkins and Angela Walker	2	0.45%		2	0	0	0
Write-In: Brian Carrol and Amar Patel	0	0.00%		0	0	0	0
Write-In: Jade Simmons and Claudeliah J. Roze	0	0.00%		0	0	0	0
Write-In Totals	1	0.23%		0	1	0	0
Not Assigned	1	0.23%		0	1	0	0
Total Votes Cast	443	100.00%		152	83	192	16
Overvotes	0			0	0	0	0
Undervotes	0			0	0	0	0
Contest Totals	443			152	83	192	16

For Representative to Congress (8th District) 8TH CONGRESSIONAL

Vote For 1

	TOTAL	VOTE %		Polling Place	Mail Absentee	Early Voting Absentee	Provisional
REP Warren Davidson	348	79.63%		137	49	152	10
DEM Vanessa Enoch	89	20.37%		13	32	38	6
Write-In: Isaac Reed	0	0.00%		0	0	0	0
Write-In Totals	0	0.00%		0	0	0	0
Not Assigned	0	0.00%		0	0	0	0
Total Votes Cast	437	100.00%		150	81	190	16
Overvotes	0			0	0	0	0
Undervotes	6			2	2	2	0
Contest Totals	443			152	83	192	16

GREENVILLE 2-B

For State Senator (12th District) 12TH SENATE

Vote For 1

	TOTAL	VOTE %		Polling Place	Mail Absentee	Early Voting Absentee	Provisional
REP Matt Huffman	350	80.28%		130	51	158	11
DEM Ken Poling	86	19.72%		19	31	31	5
Total Votes Cast	436	100.00%		149	82	189	16
Overvotes	0			0	0	0	0
Undervotes	7			3	1	3	0
Contest Totals	443			152	83	192	16

For State Representative (84th District) 84TH HOUSE

Vote For 1

	TOTAL	VOTE %		Polling Place	Mail Absentee	Early Voting Absentee	Provisional
REP Susan Manchester	349	80.23%		133	51	154	11
DEM Joseph A. Monbeck	86	19.77%		15	32	34	5
Total Votes Cast	435	100.00%		148	83	188	16
Overvotes	0			0	0	0	0
Undervotes	8			4	0	4	0
Contest Totals	443			152	83	192	16

For County Commissioner (Full term commencing 1-2-2021) COUNTY

Vote For 1

	TOTAL	VOTE %		Polling Place	Mail Absentee	Early Voting Absentee	Provisional
REP Matthew Aultman	388	100.00%		141	62	173	12
Total Votes Cast	388	100.00%		141	62	173	12
Overvotes	0			0	0	0	0
Undervotes	55			11	21	19	4
Contest Totals	443			152	83	192	16

For County Commissioner (Full term commencing 1-3-2021) COUNTY

Vote For 1

	TOTAL	VOTE %		Polling Place	Mail Absentee	Early Voting Absentee	Provisional
REP Larry Holmes	385	100.00%		142	59	173	11
Total Votes Cast	385	100.00%		142	59	173	11
Overvotes	0			0	0	0	0
Undervotes	58			10	24	19	5
Contest Totals	443			152	83	192	16

GREENVILLE 2-B

For Prosecuting Attorney COUNTY

Vote For 1

	TOTAL	VOTE %		Polling Place	Mail Absentee	Early Voting Absentee	Provisional
REP R. Kelly Ormsby, III	386	100.00%	<div style="width: 100%; height: 10px; background-color: #ffc107;"></div>	140	65	169	12
Total Votes Cast	386	100.00%	<div style="width: 100%; height: 10px; background-color: #ffc107;"></div>	140	65	169	12
Overvotes	0			0	0	0	0
Undervotes	57			12	18	23	4
Contest Totals	443			152	83	192	16

For Clerk of the Court of Common Pleas COUNTY

Vote For 1

	TOTAL	VOTE %		Polling Place	Mail Absentee	Early Voting Absentee	Provisional
REP Cindy Pike	391	100.00%	<div style="width: 100%; height: 10px; background-color: #ffc107;"></div>	142	65	173	11
Total Votes Cast	391	100.00%	<div style="width: 100%; height: 10px; background-color: #ffc107;"></div>	142	65	173	11
Overvotes	0			0	0	0	0
Undervotes	52			10	18	19	5
Contest Totals	443			152	83	192	16

For Sheriff COUNTY

Vote For 1

	TOTAL	VOTE %		Polling Place	Mail Absentee	Early Voting Absentee	Provisional
REP Toby L. Spencer	392	100.00%	<div style="width: 100%; height: 10px; background-color: #ffc107;"></div>	140	66	175	11
Total Votes Cast	392	100.00%	<div style="width: 100%; height: 10px; background-color: #ffc107;"></div>	140	66	175	11
Overvotes	0			0	0	0	0
Undervotes	51			12	17	17	5
Contest Totals	443			152	83	192	16

For County Recorder COUNTY

Vote For 1

	TOTAL	VOTE %		Polling Place	Mail Absentee	Early Voting Absentee	Provisional
REP Linda Stachler	387	100.00%	<div style="width: 100%; height: 10px; background-color: #ffc107;"></div>	139	64	173	11
Total Votes Cast	387	100.00%	<div style="width: 100%; height: 10px; background-color: #ffc107;"></div>	139	64	173	11
Overvotes	0			0	0	0	0
Undervotes	56			13	19	19	5
Contest Totals	443			152	83	192	16

GREENVILLE 2-B

For County Treasurer COUNTY

Vote For 1

	TOTAL	VOTE %		Polling Place	Mail Absentee	Early Voting Absentee	Provisional
DEM Scott J. Zumbrink	298	100.00%	<div style="width: 100%;"></div>	94	66	126	12
Total Votes Cast	298	100.00%	<div style="width: 100%;"></div>	94	66	126	12
Overvotes	0			0	0	0	0
Undervotes	145			58	17	66	4
Contest Totals	443			152	83	192	16

For County Engineer COUNTY

Vote For 1

	TOTAL	VOTE %		Polling Place	Mail Absentee	Early Voting Absentee	Provisional
DEM Jim Surber	266	100.00%	<div style="width: 100%;"></div>	87	57	109	13
Total Votes Cast	266	100.00%	<div style="width: 100%;"></div>	87	57	109	13
Overvotes	0			0	0	0	0
Undervotes	177			65	26	83	3
Contest Totals	443			152	83	192	16

For Coroner COUNTY

Vote For 1

	TOTAL	VOTE %		Polling Place	Mail Absentee	Early Voting Absentee	Provisional
REP Timothy Kathman	389	100.00%	<div style="width: 100%;"></div>	139	66	173	11
Total Votes Cast	389	100.00%	<div style="width: 100%;"></div>	139	66	173	11
Overvotes	0			0	0	0	0
Undervotes	54			13	17	19	5
Contest Totals	443			152	83	192	16

For Member of the State Board of Education (1st District) 1st Dist StBd of Ed

Vote For 1

	TOTAL	VOTE %		Polling Place	Mail Absentee	Early Voting Absentee	Provisional
Diana M. Fessler	330	100.00%	<div style="width: 100%;"></div>	116	58	148	8
Total Votes Cast	330	100.00%	<div style="width: 100%;"></div>	116	58	148	8
Overvotes	0			0	0	0	0
Undervotes	113			36	25	44	8
Contest Totals	443			152	83	192	16

GREENVILLE 2-B

For Justice of the Supreme Court (Full Term Commencing 1-1-2021)

Vote For 1

	TOTAL	VOTE %		Polling Place	Mail Absentee	Early Voting Absentee	Provisional
Sharon L. Kennedy	274	71.17%		104	37	122	11
John P. O'Donnell	111	28.83%		30	37	42	2
Total Votes Cast	385	100.00%		134	74	164	13
Overvotes	0			0	0	0	0
Undervotes	58			18	9	28	3
Contest Totals	443			152	83	192	16

For Justice of The Supreme Court (Full Term Commencing 1-2-2021)

Vote For 1

	TOTAL	VOTE %		Polling Place	Mail Absentee	Early Voting Absentee	Provisional
Jennifer Brunner	201	54.47%		67	44	85	5
Judi French	168	45.53%		58	27	76	7
Total Votes Cast	369	100.00%		125	71	161	12
Overvotes	0			0	0	0	0
Undervotes	74			27	12	31	4
Contest Totals	443			152	83	192	16

For Judge of the Court of Appeals (2nd District) 2nd Dist. Ct of App

Vote For 1

	TOTAL	VOTE %		Polling Place	Mail Absentee	Early Voting Absentee	Provisional
Chris Epley	224	63.82%		82	40	92	10
Marshall G. Lachman	127	36.18%		36	30	60	1
Total Votes Cast	351	100.00%		118	70	152	11
Overvotes	0			0	0	0	0
Undervotes	92			34	13	40	5
Contest Totals	443			152	83	192	16

For Judge of the Court of Common Pleas (Juvenile/Probate Division) COUNTY

Vote For 1

	TOTAL	VOTE %		Polling Place	Mail Absentee	Early Voting Absentee	Provisional
Jason Aslinger	352	100.00%		125	57	161	9
Total Votes Cast	352	100.00%		125	57	161	9
Overvotes	0			0	0	0	0
Undervotes	91			27	26	31	7
Contest Totals	443			152	83	192	16

GREENVILLE 2-B

Issue 7 - Renewal (5.5) mills GREENVILLE CITY SD

Vote For 1

	TOTAL	VOTE %		Polling Place	Mail Absentee	Early Voting Absentee	Provisional
For the Tax Levy	230	53.36%		83	37	97	13
Against the Tax Levy	201	46.64%		64	45	89	3
Total Votes Cast	431	100.00%		147	82	186	16
Overvotes	0			0	0	0	0
Undervotes	12			5	1	6	0
Contest Totals	443			152	83	192	16

Issue 1 - Additional (0.5) mill - Darke County Park District Levy

Vote For 1

	TOTAL	VOTE %		Polling Place	Mail Absentee	Early Voting Absentee	Provisional
For the Tax Levy	259	59.68%		87	47	112	13
Against the Tax Levy	175	40.32%		62	34	76	3
Total Votes Cast	434	100.00%		149	81	188	16
Overvotes	0			0	0	0	0
Undervotes	9			3	2	4	0
Contest Totals	443			152	83	192	16

Issue 12 - Don Rudy, LLC, dba La Carreta Precinct 05

Vote For 1

	TOTAL	VOTE %		Polling Place	Mail Absentee	Early Voting Absentee	Provisional
Yes	345	80.80%		122	57	158	8
No	82	19.20%		28	22	30	2
Total Votes Cast	427	100.00%		150	79	188	10
Overvotes	0			0	0	0	0
Undervotes	16			2	4	4	6
Contest Totals	443			152	83	192	16

GREENVILLE 2-C

Statistics

	TOTAL	Polling Place	Mail Absentee	Early Voting Absentee	Provisional
Registered Voters - Total	648				
Ballots Cast - Total	442	84	178	169	11
Ballots Cast - Blank	0	0	0	0	0
Voter Turnout - Total	68.21%				

For President and Vice President

Vote For 1

	TOTAL	VOTE %		Polling Place	Mail Absentee	Early Voting Absentee	Provisional
REP Donald J. Trump and Michael R. Pence	311	72.49%		67	106	129	9
DEM Joseph R. Biden and Kamala D. Harris	111	25.87%		12	63	35	1
LIB Jo Jorgensen and Spike Cohen	5	1.17%		4	0	1	0
Howie Hawkins and Angela Walker	1	0.23%		0	0	1	0
Write-In: Brian Carrol and Amar Patel	0	0.00%		0	0	0	0
Write-In: Jade Simmons and Claudeliah J. Roze	0	0.00%		0	0	0	0
Write-In Totals	1	0.23%		1	0	0	0
Not Assigned	1	0.23%		1	0	0	0
Total Votes Cast	429	100.00%		84	169	166	10
Overvotes	9			0	8	0	1
Undervotes	4			0	1	3	0
Contest Totals	442			84	178	169	11

For Representative to Congress (8th District) 8TH CONGRESSIONAL

Vote For 1

	TOTAL	VOTE %		Polling Place	Mail Absentee	Early Voting Absentee	Provisional
REP Warren Davidson	324	79.61%		76	109	129	10
DEM Vanessa Enoch	83	20.39%		8	40	34	1
Write-In: Isaac Reed	0	0.00%		0	0	0	0
Write-In Totals	0	0.00%		0	0	0	0
Not Assigned	0	0.00%		0	0	0	0
Total Votes Cast	407	100.00%		84	149	163	11
Overvotes	0			0	0	0	0
Undervotes	35			0	29	6	0
Contest Totals	442			84	178	169	11

GREENVILLE 2-C

For State Senator (12th District) 12TH SENATE

Vote For 1

	TOTAL	VOTE %		Polling Place	Mail Absentee	Early Voting Absentee	Provisional
REP Matt Huffman	316	77.26%		72	108	126	10
DEM Ken Poling	93	22.74%		11	45	36	1
Total Votes Cast	409	100.00%		83	153	162	11
Overvotes	0			0	0	0	0
Undervotes	33			1	25	7	0
Contest Totals	442			84	178	169	11

For State Representative (84th District) 84TH HOUSE

Vote For 1

	TOTAL	VOTE %		Polling Place	Mail Absentee	Early Voting Absentee	Provisional
REP Susan Manchester	313	76.16%		71	103	128	11
DEM Joseph A. Monbeck	98	23.84%		12	51	35	0
Total Votes Cast	411	100.00%		83	154	163	11
Overvotes	0			0	0	0	0
Undervotes	31			1	24	6	0
Contest Totals	442			84	178	169	11

For County Commissioner (Full term commencing 1-2-2021) COUNTY

Vote For 1

	TOTAL	VOTE %		Polling Place	Mail Absentee	Early Voting Absentee	Provisional
REP Matthew Aultman	350	100.00%		79	117	145	9
Total Votes Cast	350	100.00%		79	117	145	9
Overvotes	0			0	0	0	0
Undervotes	92			5	61	24	2
Contest Totals	442			84	178	169	11

For County Commissioner (Full term commencing 1-3-2021) COUNTY

Vote For 1

	TOTAL	VOTE %		Polling Place	Mail Absentee	Early Voting Absentee	Provisional
REP Larry Holmes	340	100.00%		75	118	139	8
Total Votes Cast	340	100.00%		75	118	139	8
Overvotes	0			0	0	0	0
Undervotes	102			9	60	30	3
Contest Totals	442			84	178	169	11

GREENVILLE 2-C

For Prosecuting Attorney COUNTY

Vote For 1

	TOTAL	VOTE %		Polling Place	Mail Absentee	Early Voting Absentee	Provisional
REP R. Kelly Ormsby, III	349	100.00%	<div style="width: 100%; height: 10px; background-color: #ffc107;"></div>	76	123	141	9
Total Votes Cast	349	100.00%	<div style="width: 100%; height: 10px; background-color: #ffc107;"></div>	76	123	141	9
Overvotes	0			0	0	0	0
Undervotes	93			8	55	28	2
Contest Totals	442			84	178	169	11

For Clerk of the Court of Common Pleas COUNTY

Vote For 1

	TOTAL	VOTE %		Polling Place	Mail Absentee	Early Voting Absentee	Provisional
REP Cindy Pike	363	100.00%	<div style="width: 100%; height: 10px; background-color: #ffc107;"></div>	76	130	148	9
Total Votes Cast	363	100.00%	<div style="width: 100%; height: 10px; background-color: #ffc107;"></div>	76	130	148	9
Overvotes	0			0	0	0	0
Undervotes	79			8	48	21	2
Contest Totals	442			84	178	169	11

For Sheriff COUNTY

Vote For 1

	TOTAL	VOTE %		Polling Place	Mail Absentee	Early Voting Absentee	Provisional
REP Toby L. Spencer	370	100.00%	<div style="width: 100%; height: 10px; background-color: #ffc107;"></div>	77	136	148	9
Total Votes Cast	370	100.00%	<div style="width: 100%; height: 10px; background-color: #ffc107;"></div>	77	136	148	9
Overvotes	0			0	0	0	0
Undervotes	72			7	42	21	2
Contest Totals	442			84	178	169	11

For County Recorder COUNTY

Vote For 1

	TOTAL	VOTE %		Polling Place	Mail Absentee	Early Voting Absentee	Provisional
REP Linda Stachler	359	100.00%	<div style="width: 100%; height: 10px; background-color: #ffc107;"></div>	77	125	148	9
Total Votes Cast	359	100.00%	<div style="width: 100%; height: 10px; background-color: #ffc107;"></div>	77	125	148	9
Overvotes	0			0	0	0	0
Undervotes	83			7	53	21	2
Contest Totals	442			84	178	169	11

GREENVILLE 2-C

For County Treasurer COUNTY

Vote For 1

	TOTAL	VOTE %		Polling Place	Mail Absentee	Early Voting Absentee	Provisional
DEM Scott J. Zumbrink	283	100.00%	<div style="width: 100%; height: 10px; background-color: #ffc107;"></div>	56	119	106	2
Total Votes Cast	283	100.00%	<div style="width: 100%; height: 10px; background-color: #ffc107;"></div>	56	119	106	2
Overvotes	0			0	0	0	0
Undervotes	159			28	59	63	9
Contest Totals	442			84	178	169	11

For County Engineer COUNTY

Vote For 1

	TOTAL	VOTE %		Polling Place	Mail Absentee	Early Voting Absentee	Provisional
DEM Jim Surber	268	100.00%	<div style="width: 100%; height: 10px; background-color: #ffc107;"></div>	51	114	101	2
Total Votes Cast	268	100.00%	<div style="width: 100%; height: 10px; background-color: #ffc107;"></div>	51	114	101	2
Overvotes	0			0	0	0	0
Undervotes	174			33	64	68	9
Contest Totals	442			84	178	169	11

For Coroner COUNTY

Vote For 1

	TOTAL	VOTE %		Polling Place	Mail Absentee	Early Voting Absentee	Provisional
REP Timothy Kathman	362	100.00%	<div style="width: 100%; height: 10px; background-color: #ffc107;"></div>	76	131	145	10
Total Votes Cast	362	100.00%	<div style="width: 100%; height: 10px; background-color: #ffc107;"></div>	76	131	145	10
Overvotes	0			0	0	0	0
Undervotes	80			8	47	24	1
Contest Totals	442			84	178	169	11

For Member of the State Board of Education (1st District) 1st Dist StBd of Ed

Vote For 1

	TOTAL	VOTE %		Polling Place	Mail Absentee	Early Voting Absentee	Provisional
Diana M. Fessler	301	100.00%	<div style="width: 100%; height: 10px; background-color: #ffc107;"></div>	68	107	121	5
Total Votes Cast	301	100.00%	<div style="width: 100%; height: 10px; background-color: #ffc107;"></div>	68	107	121	5
Overvotes	0			0	0	0	0
Undervotes	141			16	71	48	6
Contest Totals	442			84	178	169	11

GREENVILLE 2-C

For Justice of the Supreme Court (Full Term Commencing 1-1-2021)

Vote For 1

	TOTAL	VOTE %		Polling Place	Mail Absentee	Early Voting Absentee	Provisional
Sharon L. Kennedy	235	67.92%		55	72	103	5
John P. O'Donnell	111	32.08%		19	56	34	2
Total Votes Cast	346	100.00%		74	128	137	7
Overvotes	1			0	1	0	0
Undervotes	95			10	49	32	4
Contest Totals	442			84	178	169	11

For Justice of The Supreme Court (Full Term Commencing 1-2-2021)

Vote For 1

	TOTAL	VOTE %		Polling Place	Mail Absentee	Early Voting Absentee	Provisional
Judi French	183	53.20%		43	60	77	3
Jennifer Brunner	161	46.80%		30	68	60	3
Total Votes Cast	344	100.00%		73	128	137	6
Overvotes	0			0	0	0	0
Undervotes	98			11	50	32	5
Contest Totals	442			84	178	169	11

For Judge of the Court of Appeals (2nd District) 2nd Dist. Ct of App

Vote For 1

	TOTAL	VOTE %		Polling Place	Mail Absentee	Early Voting Absentee	Provisional
Marshall G. Lachman	166	51.23%		43	65	57	1
Chris Epley	158	48.77%		27	62	64	5
Total Votes Cast	324	100.00%		70	127	121	6
Overvotes	0			0	0	0	0
Undervotes	118			14	51	48	5
Contest Totals	442			84	178	169	11

For Judge of the Court of Common Pleas (Juvenile/Probate Division) COUNTY




Vote For 1

	TOTAL	VOTE %		Polling Place	Mail Absentee	Early Voting Absentee	Provisional
Jason Aslinger	315	100.00%		68	108	134	5
Total Votes Cast	315	100.00%		68	108	134	5
Overvotes	0			0	0	0	0
Undervotes	127			16	70	35	6
Contest Totals	442			84	178	169	11

GREENVILLE 2-C




Issue 7 - Renewal (5.5) mills GREENVILLE CITY SD

Vote For 1

	TOTAL	VOTE %		Polling Place	Mail Absentee	Early Voting Absentee	Provisional
For the Tax Levy	273	65.94%		46	110	111	6
Against the Tax Levy	141	34.06%		37	46	55	3
Total Votes Cast	414	100.00%		83	156	166	9
Overvotes	0			0	0	0	0
Undervotes	28			1	22	3	2
Contest Totals	442			84	178	169	11

Issue 1 - Additional (0.5) mill - Darke County Park District Levy

Vote For 1

	TOTAL	VOTE %		Polling Place	Mail Absentee	Early Voting Absentee	Provisional
For the Tax Levy	270	64.90%		44	118	103	5
Against the Tax Levy	146	35.10%		39	42	61	4
Total Votes Cast	416	100.00%		83	160	164	9
Overvotes	0			0	0	0	0
Undervotes	26			1	18	5	2
Contest Totals	442			84	178	169	11

PRECINCTS RESULTS REPORT

Official Count
November 3, 2020

GENERAL ELECTION

Final Results
DARKE COUNTY

GREENVILLE 3-A

Statistics

	TOTAL	Polling Place	Mail Absentee	Early Voting Absentee	Provisional
Registered Voters - Total	666				
Ballots Cast - Total	428	135	91	188	14
Ballots Cast - Blank	0	0	0	0	0
Voter Turnout - Total	64.26%				

For President and Vice President

Vote For 1

	TOTAL	VOTE %		Polling Place	Mail Absentee	Early Voting Absentee	Provisional
REP Donald J. Trump and Michael R. Pence	308	72.30%		103	51	141	13
DEM Joseph R. Biden and Kamala D. Harris	109	25.59%		29	37	43	0
LIB Jo Jorgensen and Spike Cohen	6	1.41%		2	1	2	1
Howie Hawkins and Angela Walker	3	0.70%		0	1	2	0
Write-In: Brian Carrol and Amar Patel	0	0.00%		0	0	0	0
Write-In: Jade Simmons and Claudeliah J. Roze	0	0.00%		0	0	0	0
Write-In Totals	0	0.00%		0	0	0	0
Not Assigned	0	0.00%		0	0	0	0
Total Votes Cast	426	100.00%		134	90	188	14
Overvotes	1			0	1	0	0
Undervotes	1			1	0	0	0
Contest Totals	428			135	91	188	14

For Representative to Congress (8th District) 8TH CONGRESSIONAL

Vote For 1

	TOTAL	VOTE %		Polling Place	Mail Absentee	Early Voting Absentee	Provisional
REP Warren Davidson	321	76.61%		108	54	147	12
DEM Vanessa Enoch	97	23.15%		26	31	39	1
Write-In: Isaac Reed	0	0.00%		0	0	0	0
Write-In Totals	1	0.24%		0	0	1	0
Not Assigned	1	0.24%		0	0	1	0
Total Votes Cast	419	100.00%		134	85	187	13
Overvotes	1			0	1	0	0
Undervotes	8			1	5	1	1
Contest Totals	428			135	91	188	14

GREENVILLE 3-A

For State Senator (12th District) 12TH SENATE

Vote For 1

	TOTAL	VOTE %		Polling Place	Mail Absentee	Early Voting Absentee	Provisional
REP Matt Huffman	322	77.78%		106	58	146	12
DEM Ken Poling	92	22.22%		25	28	38	1
Total Votes Cast	414	100.00%		131	86	184	13
Overvotes	0			0	0	0	0
Undervotes	14			4	5	4	1
Contest Totals	428			135	91	188	14

For State Representative (84th District) 84TH HOUSE

Vote For 1

	TOTAL	VOTE %		Polling Place	Mail Absentee	Early Voting Absentee	Provisional
REP Susan Manchester	310	75.06%		99	58	141	12
DEM Joseph A. Monbeck	103	24.94%		32	28	42	1
Total Votes Cast	413	100.00%		131	86	183	13
Overvotes	0			0	0	0	0
Undervotes	15			4	5	5	1
Contest Totals	428			135	91	188	14

For County Commissioner (Full term commencing 1-2-2021) COUNTY

Vote For 1

	TOTAL	VOTE %		Polling Place	Mail Absentee	Early Voting Absentee	Provisional
REP Matthew Aultman	359	100.00%		118	67	161	13
Total Votes Cast	359	100.00%		118	67	161	13
Overvotes	0			0	0	0	0
Undervotes	69			17	24	27	1
Contest Totals	428			135	91	188	14

For County Commissioner (Full term commencing 1-3-2021) COUNTY

Vote For 1

	TOTAL	VOTE %		Polling Place	Mail Absentee	Early Voting Absentee	Provisional
REP Larry Holmes	355	100.00%		115	66	164	10
Total Votes Cast	355	100.00%		115	66	164	10
Overvotes	0			0	0	0	0
Undervotes	73			20	25	24	4
Contest Totals	428			135	91	188	14

GREENVILLE 3-A

For Prosecuting Attorney COUNTY

Vote For 1

	TOTAL	VOTE %		Polling Place	Mail Absentee	Early Voting Absentee	Provisional
REP R. Kelly Ormsby, III	351	100.00%	<div style="width: 100%; height: 10px; background-color: #ffc107;"></div>	115	66	158	12
Total Votes Cast	351	100.00%	<div style="width: 100%; height: 10px; background-color: #ffc107;"></div>	115	66	158	12
Overvotes	0			0	0	0	0
Undervotes	77			20	25	30	2
Contest Totals	428			135	91	188	14

For Clerk of the Court of Common Pleas COUNTY

Vote For 1

	TOTAL	VOTE %		Polling Place	Mail Absentee	Early Voting Absentee	Provisional
REP Cindy Pike	363	100.00%	<div style="width: 100%; height: 10px; background-color: #ffc107;"></div>	121	71	158	13
Total Votes Cast	363	100.00%	<div style="width: 100%; height: 10px; background-color: #ffc107;"></div>	121	71	158	13
Overvotes	0			0	0	0	0
Undervotes	65			14	20	30	1
Contest Totals	428			135	91	188	14

For Sheriff COUNTY

Vote For 1

	TOTAL	VOTE %		Polling Place	Mail Absentee	Early Voting Absentee	Provisional
REP Toby L. Spencer	369	100.00%	<div style="width: 100%; height: 10px; background-color: #ffc107;"></div>	121	73	162	13
Total Votes Cast	369	100.00%	<div style="width: 100%; height: 10px; background-color: #ffc107;"></div>	121	73	162	13
Overvotes	0			0	0	0	0
Undervotes	59			14	18	26	1
Contest Totals	428			135	91	188	14

For County Recorder COUNTY

Vote For 1

	TOTAL	VOTE %		Polling Place	Mail Absentee	Early Voting Absentee	Provisional
REP Linda Stachler	357	100.00%	<div style="width: 100%; height: 10px; background-color: #ffc107;"></div>	118	69	159	11
Total Votes Cast	357	100.00%	<div style="width: 100%; height: 10px; background-color: #ffc107;"></div>	118	69	159	11
Overvotes	0			0	0	0	0
Undervotes	71			17	22	29	3
Contest Totals	428			135	91	188	14

GREENVILLE 3-A

For County Treasurer COUNTY

Vote For 1

	TOTAL	VOTE %		Polling Place	Mail Absentee	Early Voting Absentee	Provisional
DEM Scott J. Zumbrink	284	100.00%	<div style="width: 100%;"></div>	90	61	127	6
Total Votes Cast	284	100.00%	<div style="width: 100%;"></div>	90	61	127	6
Overvotes	0			0	0	0	0
Undervotes	144			45	30	61	8
Contest Totals	428			135	91	188	14

For County Engineer COUNTY

Vote For 1

	TOTAL	VOTE %		Polling Place	Mail Absentee	Early Voting Absentee	Provisional
DEM Jim Surber	264	100.00%	<div style="width: 100%;"></div>	82	59	117	6
Total Votes Cast	264	100.00%	<div style="width: 100%;"></div>	82	59	117	6
Overvotes	0			0	0	0	0
Undervotes	164			53	32	71	8
Contest Totals	428			135	91	188	14

For Coroner COUNTY

Vote For 1

	TOTAL	VOTE %		Polling Place	Mail Absentee	Early Voting Absentee	Provisional
REP Timothy Kathman	365	100.00%	<div style="width: 100%;"></div>	121	70	162	12
Total Votes Cast	365	100.00%	<div style="width: 100%;"></div>	121	70	162	12
Overvotes	0			0	0	0	0
Undervotes	63			14	21	26	2
Contest Totals	428			135	91	188	14

For Member of the State Board of Education (1st District) 1st Dist StBd of Ed

Vote For 1

	TOTAL	VOTE %		Polling Place	Mail Absentee	Early Voting Absentee	Provisional
Diana M. Fessler	303	100.00%	<div style="width: 100%;"></div>	103	56	137	7
Total Votes Cast	303	100.00%	<div style="width: 100%;"></div>	103	56	137	7
Overvotes	0			0	0	0	0
Undervotes	125			32	35	51	7
Contest Totals	428			135	91	188	14

GREENVILLE 3-A

For Justice of the Supreme Court (Full Term Commencing 1-1-2021)

Vote For 1

	TOTAL	VOTE %		Polling Place	Mail Absentee	Early Voting Absentee	Provisional
Sharon L. Kennedy	276	73.60%		86	61	118	11
John P. O'Donnell	99	26.40%		33	22	44	0
Total Votes Cast	375	100.00%		119	83	162	11
Overvotes	0			0	0	0	0
Undervotes	53			16	8	26	3
Contest Totals	428			135	91	188	14

For Justice of The Supreme Court (Full Term Commencing 1-2-2021)

Vote For 1

	TOTAL	VOTE %		Polling Place	Mail Absentee	Early Voting Absentee	Provisional
Judi French	181	50.14%		55	47	73	6
Jennifer Brunner	180	49.86%		63	33	79	5
Total Votes Cast	361	100.00%		118	80	152	11
Overvotes	0			0	0	0	0
Undervotes	67			17	11	36	3
Contest Totals	428			135	91	188	14

For Judge of the Court of Appeals (2nd District) 2nd Dist. Ct of App

Vote For 1

	TOTAL	VOTE %		Polling Place	Mail Absentee	Early Voting Absentee	Provisional
Chris Epley	219	65.18%		76	47	89	7
Marshall G. Lachman	117	34.82%		35	29	50	3
Total Votes Cast	336	100.00%		111	76	139	10
Overvotes	0			0	0	0	0
Undervotes	92			24	15	49	4
Contest Totals	428			135	91	188	14

For Judge of the Court of Common Pleas (Juvenile/Probate Division) COUNTY




Vote For 1

	TOTAL	VOTE %		Polling Place	Mail Absentee	Early Voting Absentee	Provisional
Jason Aslinger	338	100.00%		115	62	153	8
Total Votes Cast	338	100.00%		115	62	153	8
Overvotes	0			0	0	0	0
Undervotes	90			20	29	35	6
Contest Totals	428			135	91	188	14

GREENVILLE 3-A




Issue 7 - Renewal (5.5) mills GREENVILLE CITY SD

Vote For 1

	TOTAL	VOTE %		Polling Place	Mail Absentee	Early Voting Absentee	Provisional
For the Tax Levy	240	57.97%		66	57	111	6
Against the Tax Levy	174	42.03%		67	30	72	5
Total Votes Cast	414	100.00%		133	87	183	11
Overvotes	0			0	0	0	0
Undervotes	14			2	4	5	3
Contest Totals	428			135	91	188	14

Issue 1 - Additional (0.5) mill - Darke County Park District Levy

Vote For 1

	TOTAL	VOTE %		Polling Place	Mail Absentee	Early Voting Absentee	Provisional
For the Tax Levy	249	60.44%		79	54	108	8
Against the Tax Levy	163	39.56%		53	34	73	3
Total Votes Cast	412	100.00%		132	88	181	11
Overvotes	0			0	0	0	0
Undervotes	16			3	3	7	3
Contest Totals	428			135	91	188	14










GREENVILLE 3-B

Statistics

	TOTAL	Polling Place	Mail Absentee	Early Voting Absentee	Provisional
Registered Voters - Total	837				
Ballots Cast - Total	515	194	104	206	11
Ballots Cast - Blank	0	0	0	0	0
Voter Turnout - Total	61.53%				







For President and Vice President

Vote For 1

	TOTAL	VOTE %		Polling Place	Mail Absentee	Early Voting Absentee	Provisional
REP Donald J. Trump and Michael R. Pence	369	72.64%		152	60	149	8
DEM Joseph R. Biden and Kamala D. Harris	130	25.59%		36	39	53	2
LIB Jo Jorgensen and Spike Cohen	7	1.38%		4	1	2	0
Howie Hawkins and Angela Walker	2	0.39%		1	1	0	0
Write-In: Brian Carrol and Amar Patel	0	0.00%		0	0	0	0
Write-In: Jade Simmons and Claudeliah J. Roze	0	0.00%		0	0	0	0
Write-In Totals	0	0.00%		0	0	0	0
Not Assigned	0	0.00%		0	0	0	0
Total Votes Cast	508	100.00%		193	101	204	10
Overvotes	4			0	3	0	1
Undervotes	3			1	0	2	0
Contest Totals	515			194	104	206	11

For Representative to Congress (8th District) 8TH CONGRESSIONAL

Vote For 1

	TOTAL	VOTE %		Polling Place	Mail Absentee	Early Voting Absentee	Provisional
REP Warren Davidson	372	73.81%		148	61	154	9
DEM Vanessa Enoch	131	25.99%		44	37	48	2
Write-In: Isaac Reed	0	0.00%		0	0	0	0
Write-In Totals	1	0.20%		1	0	0	0
Not Assigned	1	0.20%		1	0	0	0
Total Votes Cast	504	100.00%		193	98	202	11
Overvotes	2			0	2	0	0
Undervotes	9			1	4	4	0
Contest Totals	515			194	104	206	11

GREENVILLE 3-B

For State Senator (12th District) 12TH SENATE

Vote For 1

	TOTAL	VOTE %		Polling Place	Mail Absentee	Early Voting Absentee	Provisional
REP Matt Huffman	378	74.70%	<div style="width: 74.70%;"><div style="width: 74.70%;"></div></div>	148	62	159	9
DEM Ken Poling	128	25.30%	<div style="width: 25.30%;"><div style="width: 25.30%;"></div></div>	43	37	46	2
Total Votes Cast	506	100.00%	<div style="width: 100%;"><div style="width: 100%;"></div></div>	191	99	205	11
Overvotes	0			0	0	0	0
Undervotes	9			3	5	1	0
Contest Totals	515			194	104	206	11

For State Representative (84th District) 84TH HOUSE

Vote For 1

	TOTAL	VOTE %		Polling Place	Mail Absentee	Early Voting Absentee	Provisional
REP Susan Manchester	372	73.96%	<div style="width: 73.96%;"><div style="width: 73.96%;"></div></div>	147	62	153	10
DEM Joseph A. Monbeck	131	26.04%	<div style="width: 26.04%;"><div style="width: 26.04%;"></div></div>	45	37	48	1
Total Votes Cast	503	100.00%	<div style="width: 100%;"><div style="width: 100%;"></div></div>	192	99	201	11
Overvotes	0			0	0	0	0
Undervotes	12			2	5	5	0
Contest Totals	515			194	104	206	11

For County Commissioner (Full term commencing 1-2-2021) COUNTY

Vote For 1

	TOTAL	VOTE %		Polling Place	Mail Absentee	Early Voting Absentee	Provisional
REP Matthew Aultman	431	100.00%	<div style="width: 100%;"><div style="width: 100%;"></div></div>	168	73	182	8
Total Votes Cast	431	100.00%	<div style="width: 100%;"><div style="width: 100%;"></div></div>	168	73	182	8
Overvotes	0			0	0	0	0
Undervotes	84			26	31	24	3
Contest Totals	515			194	104	206	11

For County Commissioner (Full term commencing 1-3-2021) COUNTY

Vote For 1

	TOTAL	VOTE %		Polling Place	Mail Absentee	Early Voting Absentee	Provisional
REP Larry Holmes	423	100.00%	<div style="width: 100%;"><div style="width: 100%;"></div></div>	168	67	178	10
Total Votes Cast	423	100.00%	<div style="width: 100%;"><div style="width: 100%;"></div></div>	168	67	178	10
Overvotes	0			0	0	0	0
Undervotes	92			26	37	28	1
Contest Totals	515			194	104	206	11

GREENVILLE 3-B

For Prosecuting Attorney COUNTY

Vote For 1

	TOTAL	VOTE %		Polling Place	Mail Absentee	Early Voting Absentee	Provisional
REP R. Kelly Ormsby, III	427	100.00%	<div style="width: 100%; height: 10px; background-color: #ffc107;"></div>	169	71	177	10
Total Votes Cast	427	100.00%	<div style="width: 100%; height: 10px; background-color: #ffc107;"></div>	169	71	177	10
Overvotes	0			0	0	0	0
Undervotes	88			25	33	29	1
Contest Totals	515			194	104	206	11

For Clerk of the Court of Common Pleas COUNTY

Vote For 1

	TOTAL	VOTE %		Polling Place	Mail Absentee	Early Voting Absentee	Provisional
REP Cindy Pike	440	100.00%	<div style="width: 100%; height: 10px; background-color: #ffc107;"></div>	171	76	182	11
Total Votes Cast	440	100.00%	<div style="width: 100%; height: 10px; background-color: #ffc107;"></div>	171	76	182	11
Overvotes	0			0	0	0	0
Undervotes	75			23	28	24	0
Contest Totals	515			194	104	206	11

For Sheriff COUNTY

Vote For 1

	TOTAL	VOTE %		Polling Place	Mail Absentee	Early Voting Absentee	Provisional
REP Toby L. Spencer	447	100.00%	<div style="width: 100%; height: 10px; background-color: #ffc107;"></div>	171	83	183	10
Total Votes Cast	447	100.00%	<div style="width: 100%; height: 10px; background-color: #ffc107;"></div>	171	83	183	10
Overvotes	0			0	0	0	0
Undervotes	68			23	21	23	1
Contest Totals	515			194	104	206	11

For County Recorder COUNTY

Vote For 1

	TOTAL	VOTE %		Polling Place	Mail Absentee	Early Voting Absentee	Provisional
REP Linda Stachler	427	100.00%	<div style="width: 100%; height: 10px; background-color: #ffc107;"></div>	167	75	176	9
Total Votes Cast	427	100.00%	<div style="width: 100%; height: 10px; background-color: #ffc107;"></div>	167	75	176	9
Overvotes	0			0	0	0	0
Undervotes	88			27	29	30	2
Contest Totals	515			194	104	206	11

GREENVILLE 3-B

For County Treasurer COUNTY

Vote For 1

	TOTAL	VOTE %		Polling Place	Mail Absentee	Early Voting Absentee	Provisional
DEM Scott J. Zumbrink	356	100.00%	<div style="width: 100%; height: 10px; background-color: #ffc107;"></div>	137	66	145	8
Total Votes Cast	356	100.00%	<div style="width: 100%; height: 10px; background-color: #ffc107;"></div>	137	66	145	8
Overvotes	0			0	0	0	0
Undervotes	159			57	38	61	3
Contest Totals	515			194	104	206	11

For County Engineer COUNTY

Vote For 1

	TOTAL	VOTE %		Polling Place	Mail Absentee	Early Voting Absentee	Provisional
DEM Jim Surber	335	100.00%	<div style="width: 100%; height: 10px; background-color: #ffc107;"></div>	128	62	136	9
Total Votes Cast	335	100.00%	<div style="width: 100%; height: 10px; background-color: #ffc107;"></div>	128	62	136	9
Overvotes	0			0	0	0	0
Undervotes	180			66	42	70	2
Contest Totals	515			194	104	206	11

For Coroner COUNTY

Vote For 1

	TOTAL	VOTE %		Polling Place	Mail Absentee	Early Voting Absentee	Provisional
REP Timothy Kathman	431	100.00%	<div style="width: 100%; height: 10px; background-color: #ffc107;"></div>	165	77	180	9
Total Votes Cast	431	100.00%	<div style="width: 100%; height: 10px; background-color: #ffc107;"></div>	165	77	180	9
Overvotes	0			0	0	0	0
Undervotes	84			29	27	26	2
Contest Totals	515			194	104	206	11

For Member of the State Board of Education (1st District) 1st Dist StBd of Ed

Vote For 1

	TOTAL	VOTE %		Polling Place	Mail Absentee	Early Voting Absentee	Provisional
Diana M. Fessler	388	100.00%	<div style="width: 100%; height: 10px; background-color: #ffc107;"></div>	154	62	164	8
Total Votes Cast	388	100.00%	<div style="width: 100%; height: 10px; background-color: #ffc107;"></div>	154	62	164	8
Overvotes	0			0	0	0	0
Undervotes	127			40	42	42	3
Contest Totals	515			194	104	206	11

GREENVILLE 3-B

For Justice of the Supreme Court (Full Term Commencing 1-1-2021)

Vote For 1

	TOTAL	VOTE %		Polling Place	Mail Absentee	Early Voting Absentee	Provisional
Sharon L. Kennedy	281	62.86%		116	57	105	3
John P. O'Donnell	166	37.14%		56	27	77	6
Total Votes Cast	447	100.00%		172	84	182	9
Overvotes	0			0	0	0	0
Undervotes	68			22	20	24	2
Contest Totals	515			194	104	206	11

For Justice of The Supreme Court (Full Term Commencing 1-2-2021)

Vote For 1

	TOTAL	VOTE %		Polling Place	Mail Absentee	Early Voting Absentee	Provisional
Jennifer Brunner	223	51.62%		84	42	92	5
Judi French	209	48.38%		83	42	81	3
Total Votes Cast	432	100.00%		167	84	173	8
Overvotes	0			0	0	0	0
Undervotes	83			27	20	33	3
Contest Totals	515			194	104	206	11

For Judge of the Court of Appeals (2nd District) 2nd Dist. Ct of App

Vote For 1

	TOTAL	VOTE %		Polling Place	Mail Absentee	Early Voting Absentee	Provisional
Marshall G. Lachman	228	53.90%		87	39	94	8
Chris Epley	195	46.10%		74	44	76	1
Total Votes Cast	423	100.00%		161	83	170	9
Overvotes	0			0	0	0	0
Undervotes	92			33	21	36	2
Contest Totals	515			194	104	206	11

For Judge of the Court of Common Pleas (Juvenile/Probate Division) COUNTY




Vote For 1

	TOTAL	VOTE %		Polling Place	Mail Absentee	Early Voting Absentee	Provisional
Jason Aslinger	406	100.00%		158	75	164	9
Total Votes Cast	406	100.00%		158	75	164	9
Overvotes	0			0	0	0	0
Undervotes	109			36	29	42	2
Contest Totals	515			194	104	206	11

GREENVILLE 3-B




Issue 7 - Renewal (5.5) mills GREENVILLE CITY SD

Vote For 1

	TOTAL	VOTE %		Polling Place	Mail Absentee	Early Voting Absentee	Provisional
For the Tax Levy	256	51.10%		100	54	96	6
Against the Tax Levy	245	48.90%		91	46	104	4
Total Votes Cast	501	100.00%		191	100	200	10
Overvotes	0			0	0	0	0
Undervotes	14			3	4	6	1
Contest Totals	515			194	104	206	11

Issue 1 - Additional (0.5) mill - Darke County Park District Levy

Vote For 1

	TOTAL	VOTE %		Polling Place	Mail Absentee	Early Voting Absentee	Provisional
For the Tax Levy	320	63.62%		109	73	129	9
Against the Tax Levy	183	36.38%		84	27	71	1
Total Votes Cast	503	100.00%		193	100	200	10
Overvotes	0			0	0	0	0
Undervotes	12			1	4	6	1
Contest Totals	515			194	104	206	11










GREENVILLE 3-C

Statistics

	TOTAL	Polling Place	Mail Absentee	Early Voting Absentee	Provisional
Registered Voters - Total	1,109				
Ballots Cast - Total	832	174	251	395	12
Ballots Cast - Blank	0	0	0	0	0
Voter Turnout - Total	75.02%				







For President and Vice President

Vote For 1

	TOTAL	VOTE %		Polling Place	Mail Absentee	Early Voting Absentee	Provisional
REP Donald J. Trump and Michael R. Pence	596	72.59%		140	137	310	9
DEM Joseph R. Biden and Kamala D. Harris	212	25.82%		26	105	79	2
LIB Jo Jorgensen and Spike Cohen	8	0.97%		2	3	3	0
Howie Hawkins and Angela Walker	3	0.37%		1	2	0	0
Write-In: Brian Carrol and Amar Patel	0	0.00%		0	0	0	0
Write-In: Jade Simmons and Claudeliah J. Roze	0	0.00%		0	0	0	0
Write-In Totals	2	0.24%		2	0	0	0
Not Assigned	2	0.24%		2	0	0	0
Total Votes Cast	821	100.00%		171	247	392	11
Overvotes	4			0	3	0	1
Undervotes	7			3	1	3	0
Contest Totals	832			174	251	395	12

For Representative to Congress (8th District) 8TH CONGRESSIONAL

Vote For 1

	TOTAL	VOTE %		Polling Place	Mail Absentee	Early Voting Absentee	Provisional
REP Warren Davidson	625	78.12%		147	157	314	7
DEM Vanessa Enoch	175	21.88%		23	78	73	1
Write-In: Isaac Reed	0	0.00%		0	0	0	0
Write-In Totals	0	0.00%		0	0	0	0
Not Assigned	0	0.00%		0	0	0	0
Total Votes Cast	800	100.00%		170	235	387	8
Overvotes	0			0	0	0	0
Undervotes	32			4	16	8	4
Contest Totals	832			174	251	395	12

GREENVILLE 3-C

For State Senator (12th District) 12TH SENATE

Vote For 1

	TOTAL	VOTE %		Polling Place	Mail Absentee	Early Voting Absentee	Provisional
REP Matt Huffman	630	78.16%		149	153	319	9
DEM Ken Poling	176	21.84%		21	84	70	1
Total Votes Cast	806	100.00%		170	237	389	10
Overvotes	0			0	0	0	0
Undervotes	26			4	14	6	2
Contest Totals	832			174	251	395	12

For State Representative (84th District) 84TH HOUSE

Vote For 1

	TOTAL	VOTE %		Polling Place	Mail Absentee	Early Voting Absentee	Provisional
REP Susan Manchester	612	76.88%		144	146	312	10
DEM Joseph A. Monbeck	184	23.12%		26	87	71	0
Total Votes Cast	796	100.00%		170	233	383	10
Overvotes	2			0	2	0	0
Undervotes	34			4	16	12	2
Contest Totals	832			174	251	395	12

For County Commissioner (Full term commencing 1-2-2021) COUNTY

Vote For 1

	TOTAL	VOTE %		Polling Place	Mail Absentee	Early Voting Absentee	Provisional
REP Matthew Aultman	694	100.00%		161	177	346	10
Total Votes Cast	694	100.00%		161	177	346	10
Overvotes	0			0	0	0	0
Undervotes	138			13	74	49	2
Contest Totals	832			174	251	395	12

For County Commissioner (Full term commencing 1-3-2021) COUNTY

Vote For 1

	TOTAL	VOTE %		Polling Place	Mail Absentee	Early Voting Absentee	Provisional
REP Larry Holmes	677	100.00%		154	172	343	8
Total Votes Cast	677	100.00%		154	172	343	8
Overvotes	0			0	0	0	0
Undervotes	155			20	79	52	4
Contest Totals	832			174	251	395	12

GREENVILLE 3-C

For Prosecuting Attorney COUNTY

Vote For 1

	TOTAL	VOTE %		Polling Place	Mail Absentee	Early Voting Absentee	Provisional
REP R. Kelly Ormsby, III	684	100.00%	<div style="width: 100%; height: 10px; background-color: #ffc107;"></div>	154	179	341	10
Total Votes Cast	684	100.00%	<div style="width: 100%; height: 10px; background-color: #ffc107;"></div>	154	179	341	10
Overvotes	0			0	0	0	0
Undervotes	148			20	72	54	2
Contest Totals	832			174	251	395	12

For Clerk of the Court of Common Pleas COUNTY

Vote For 1

	TOTAL	VOTE %		Polling Place	Mail Absentee	Early Voting Absentee	Provisional
REP Cindy Pike	710	100.00%	<div style="width: 100%; height: 10px; background-color: #ffc107;"></div>	152	200	348	10
Total Votes Cast	710	100.00%	<div style="width: 100%; height: 10px; background-color: #ffc107;"></div>	152	200	348	10
Overvotes	0			0	0	0	0
Undervotes	122			22	51	47	2
Contest Totals	832			174	251	395	12

For Sheriff COUNTY

Vote For 1

	TOTAL	VOTE %		Polling Place	Mail Absentee	Early Voting Absentee	Provisional
REP Toby L. Spencer	714	100.00%	<div style="width: 100%; height: 10px; background-color: #ffc107;"></div>	157	197	350	10
Total Votes Cast	714	100.00%	<div style="width: 100%; height: 10px; background-color: #ffc107;"></div>	157	197	350	10
Overvotes	0			0	0	0	0
Undervotes	118			17	54	45	2
Contest Totals	832			174	251	395	12

For County Recorder COUNTY

Vote For 1

	TOTAL	VOTE %		Polling Place	Mail Absentee	Early Voting Absentee	Provisional
REP Linda Stachler	690	100.00%	<div style="width: 100%; height: 10px; background-color: #ffc107;"></div>	154	185	342	9
Total Votes Cast	690	100.00%	<div style="width: 100%; height: 10px; background-color: #ffc107;"></div>	154	185	342	9
Overvotes	0			0	0	0	0
Undervotes	142			20	66	53	3
Contest Totals	832			174	251	395	12

GREENVILLE 3-C

For County Treasurer COUNTY

Vote For 1

	TOTAL	VOTE %		Polling Place	Mail Absentee	Early Voting Absentee	Provisional
DEM Scott J. Zumbrink	579	100.00%	<div style="width: 100%; height: 10px; background-color: #ffc107;"></div>	109	195	267	8
Total Votes Cast	579	100.00%	<div style="width: 100%; height: 10px; background-color: #ffc107;"></div>	109	195	267	8
Overvotes	0			0	0	0	0
Undervotes	253			65	56	128	4
Contest Totals	832			174	251	395	12

For County Engineer COUNTY

Vote For 1

	TOTAL	VOTE %		Polling Place	Mail Absentee	Early Voting Absentee	Provisional
DEM Jim Surber	542	100.00%	<div style="width: 100%; height: 10px; background-color: #ffc107;"></div>	103	186	246	7
Total Votes Cast	542	100.00%	<div style="width: 100%; height: 10px; background-color: #ffc107;"></div>	103	186	246	7
Overvotes	0			0	0	0	0
Undervotes	290			71	65	149	5
Contest Totals	832			174	251	395	12

For Coroner COUNTY

Vote For 1

	TOTAL	VOTE %		Polling Place	Mail Absentee	Early Voting Absentee	Provisional
REP Timothy Kathman	711	100.00%	<div style="width: 100%; height: 10px; background-color: #ffc107;"></div>	151	197	353	10
Total Votes Cast	711	100.00%	<div style="width: 100%; height: 10px; background-color: #ffc107;"></div>	151	197	353	10
Overvotes	0			0	0	0	0
Undervotes	121			23	54	42	2
Contest Totals	832			174	251	395	12

For Member of the State Board of Education (1st District) 1st Dist StBd of Ed

Vote For 1

	TOTAL	VOTE %		Polling Place	Mail Absentee	Early Voting Absentee	Provisional
Diana M. Fessler	600	100.00%	<div style="width: 100%; height: 10px; background-color: #ffc107;"></div>	129	165	298	8
Total Votes Cast	600	100.00%	<div style="width: 100%; height: 10px; background-color: #ffc107;"></div>	129	165	298	8
Overvotes	0			0	0	0	0
Undervotes	232			45	86	97	4
Contest Totals	832			174	251	395	12

GREENVILLE 3-C

For Justice of the Supreme Court (Full Term Commencing 1-1-2021)

Vote For 1

	TOTAL	VOTE %		Polling Place	Mail Absentee	Early Voting Absentee	Provisional
Sharon L. Kennedy	546	76.26%		132	143	267	4
John P. O'Donnell	170	23.74%		26	58	82	4
Total Votes Cast	716	100.00%		158	201	349	8
Overvotes	2			0	2	0	0
Undervotes	114			16	48	46	4
Contest Totals	832			174	251	395	12

For Justice of The Supreme Court (Full Term Commencing 1-2-2021)

Vote For 1

	TOTAL	VOTE %		Polling Place	Mail Absentee	Early Voting Absentee	Provisional
Judi French	360	52.40%		77	110	171	2
Jennifer Brunner	327	47.60%		68	87	167	5
Total Votes Cast	687	100.00%		145	197	338	7
Overvotes	0			0	0	0	0
Undervotes	145			29	54	57	5
Contest Totals	832			174	251	395	12

For Judge of the Court of Appeals (2nd District) 2nd Dist. Ct of App

Vote For 1

	TOTAL	VOTE %		Polling Place	Mail Absentee	Early Voting Absentee	Provisional
Chris Epley	482	72.81%		105	131	243	3
Marshall G. Lachman	180	27.19%		30	63	83	4
Total Votes Cast	662	100.00%		135	194	326	7
Overvotes	0			0	0	0	0
Undervotes	170			39	57	69	5
Contest Totals	832			174	251	395	12

For Judge of the Court of Common Pleas (Juvenile/Probate Division) COUNTY




Vote For 1

	TOTAL	VOTE %		Polling Place	Mail Absentee	Early Voting Absentee	Provisional
Jason Aslinger	648	100.00%		142	173	328	5
Total Votes Cast	648	100.00%		142	173	328	5
Overvotes	0			0	0	0	0
Undervotes	184			32	78	67	7
Contest Totals	832			174	251	395	12

GREENVILLE 3-C




Issue 7 - Renewal (5.5) mills GREENVILLE CITY SD

Vote For 1

	TOTAL	VOTE %		Polling Place	Mail Absentee	Early Voting Absentee	Provisional
For the Tax Levy	526	65.02%		115	162	241	8
Against the Tax Levy	283	34.98%		55	77	149	2
Total Votes Cast	809	100.00%		170	239	390	10
Overvotes	0			0	0	0	0
Undervotes	23			4	12	5	2
Contest Totals	832			174	251	395	12

Issue 1 - Additional (0.5) mill - Darke County Park District Levy

Vote For 1

	TOTAL	VOTE %		Polling Place	Mail Absentee	Early Voting Absentee	Provisional
For the Tax Levy	502	62.13%		103	157	233	9
Against the Tax Levy	306	37.87%		64	84	157	1
Total Votes Cast	808	100.00%		167	241	390	10
Overvotes	0			0	0	0	0
Undervotes	24			7	10	5	2
Contest Totals	832			174	251	395	12

GREENVILLE 4-A

Statistics

	TOTAL	Polling Place	Mail Absentee	Early Voting Absentee	Provisional
Registered Voters - Total	612				
Ballots Cast - Total	391	131	55	188	17
Ballots Cast - Blank	0	0	0	0	0
Voter Turnout - Total	63.89%				

For President and Vice President

Vote For 1

	TOTAL	VOTE %		Polling Place	Mail Absentee	Early Voting Absentee	Provisional
REP Donald J. Trump and Michael R. Pence	260	67.18%		98	31	119	12
DEM Joseph R. Biden and Kamala D. Harris	108	27.91%		23	19	63	3
LIB Jo Jorgensen and Spike Cohen	15	3.88%		8	1	5	1
Howie Hawkins and Angela Walker	4	1.03%		1	3	0	0
Write-In: Brian Carrol and Amar Patel	0	0.00%		0	0	0	0
Write-In: Jade Simmons and Claudeliah J. Roze	0	0.00%		0	0	0	0
Write-In Totals	0	0.00%		0	0	0	0
Not Assigned	0	0.00%		0	0	0	0
Total Votes Cast	387	100.00%		130	54	187	16
Overvotes	1			0	0	0	1
Undervotes	3			1	1	1	0
Contest Totals	391			131	55	188	17

For Representative to Congress (8th District) 8TH CONGRESSIONAL

Vote For 1

	TOTAL	VOTE %		Polling Place	Mail Absentee	Early Voting Absentee	Provisional
REP Warren Davidson	266	70.56%		98	34	122	12
DEM Vanessa Enoch	110	29.18%		29	17	62	2
Write-In: Isaac Reed	1	0.27%		1	0	0	0
Write-In Totals	1	0.27%		1	0	0	0
Not Assigned	0	0.00%		0	0	0	0
Total Votes Cast	377	100.00%		128	51	184	14
Overvotes	0			0	0	0	0
Undervotes	14			3	4	4	3
Contest Totals	391			131	55	188	17

GREENVILLE 4-A

For State Senator (12th District) 12TH SENATE

Vote For 1

	TOTAL	VOTE %		Polling Place	Mail Absentee	Early Voting Absentee	Provisional
REP Matt Huffman	272	72.15%		98	33	129	12
DEM Ken Poling	105	27.85%		29	18	56	2
Total Votes Cast	377	100.00%		127	51	185	14
Overvotes	0			0	0	0	0
Undervotes	14			4	4	3	3
Contest Totals	391			131	55	188	17

For State Representative (84th District) 84TH HOUSE

Vote For 1

	TOTAL	VOTE %		Polling Place	Mail Absentee	Early Voting Absentee	Provisional
REP Susan Manchester	265	71.62%		97	33	123	12
DEM Joseph A. Monbeck	105	28.38%		29	18	57	1
Total Votes Cast	370	100.00%		126	51	180	13
Overvotes	0			0	0	0	0
Undervotes	21			5	4	8	4
Contest Totals	391			131	55	188	17

For County Commissioner (Full term commencing 1-2-2021) COUNTY

Vote For 1

	TOTAL	VOTE %		Polling Place	Mail Absentee	Early Voting Absentee	Provisional
REP Matthew Aultman	318	100.00%		117	39	150	12
Total Votes Cast	318	100.00%		117	39	150	12
Overvotes	0			0	0	0	0
Undervotes	73			14	16	38	5
Contest Totals	391			131	55	188	17

For County Commissioner (Full term commencing 1-3-2021) COUNTY

Vote For 1

	TOTAL	VOTE %		Polling Place	Mail Absentee	Early Voting Absentee	Provisional
REP Larry Holmes	314	100.00%		113	42	147	12
Total Votes Cast	314	100.00%		113	42	147	12
Overvotes	0			0	0	0	0
Undervotes	77			18	13	41	5
Contest Totals	391			131	55	188	17

GREENVILLE 4-A

For Prosecuting Attorney COUNTY

Vote For 1

	TOTAL	VOTE %		Polling Place	Mail Absentee	Early Voting Absentee	Provisional
REP R. Kelly Ormsby, III	317	100.00%	<div style="width: 100%; height: 10px; background-color: #ffc107;"></div>	114	43	147	13
Total Votes Cast	317	100.00%	<div style="width: 100%; height: 10px; background-color: #ffc107;"></div>	114	43	147	13
Overvotes	0			0	0	0	0
Undervotes	74			17	12	41	4
Contest Totals	391			131	55	188	17

For Clerk of the Court of Common Pleas COUNTY

Vote For 1

	TOTAL	VOTE %		Polling Place	Mail Absentee	Early Voting Absentee	Provisional
REP Cindy Pike	322	100.00%	<div style="width: 100%; height: 10px; background-color: #ffc107;"></div>	113	44	153	12
Total Votes Cast	322	100.00%	<div style="width: 100%; height: 10px; background-color: #ffc107;"></div>	113	44	153	12
Overvotes	0			0	0	0	0
Undervotes	69			18	11	35	5
Contest Totals	391			131	55	188	17

For Sheriff COUNTY

Vote For 1

	TOTAL	VOTE %		Polling Place	Mail Absentee	Early Voting Absentee	Provisional
REP Toby L. Spencer	330	100.00%	<div style="width: 100%; height: 10px; background-color: #ffc107;"></div>	117	45	154	14
Total Votes Cast	330	100.00%	<div style="width: 100%; height: 10px; background-color: #ffc107;"></div>	117	45	154	14
Overvotes	0			0	0	0	0
Undervotes	61			14	10	34	3
Contest Totals	391			131	55	188	17

For County Recorder COUNTY

Vote For 1

	TOTAL	VOTE %		Polling Place	Mail Absentee	Early Voting Absentee	Provisional
REP Linda Stachler	319	100.00%	<div style="width: 100%; height: 10px; background-color: #ffc107;"></div>	112	41	155	11
Total Votes Cast	319	100.00%	<div style="width: 100%; height: 10px; background-color: #ffc107;"></div>	112	41	155	11
Overvotes	0			0	0	0	0
Undervotes	72			19	14	33	6
Contest Totals	391			131	55	188	17

GREENVILLE 4-A

For County Treasurer COUNTY

Vote For 1

	TOTAL	VOTE %		Polling Place	Mail Absentee	Early Voting Absentee	Provisional
DEM Scott J. Zumbrink	265	100.00%	<div style="width: 100%; height: 10px; background-color: #ffc107;"></div>	87	37	128	13
Total Votes Cast	265	100.00%	<div style="width: 100%; height: 10px; background-color: #ffc107;"></div>	87	37	128	13
Overvotes	0			0	0	0	0
Undervotes	126			44	18	60	4
Contest Totals	391			131	55	188	17

For County Engineer COUNTY

Vote For 1

	TOTAL	VOTE %		Polling Place	Mail Absentee	Early Voting Absentee	Provisional
DEM Jim Surber	248	100.00%	<div style="width: 100%; height: 10px; background-color: #ffc107;"></div>	84	35	117	12
Total Votes Cast	248	100.00%	<div style="width: 100%; height: 10px; background-color: #ffc107;"></div>	84	35	117	12
Overvotes	0			0	0	0	0
Undervotes	143			47	20	71	5
Contest Totals	391			131	55	188	17

For Coroner COUNTY

Vote For 1

	TOTAL	VOTE %		Polling Place	Mail Absentee	Early Voting Absentee	Provisional
REP Timothy Kathman	315	100.00%	<div style="width: 100%; height: 10px; background-color: #ffc107;"></div>	113	43	147	12
Total Votes Cast	315	100.00%	<div style="width: 100%; height: 10px; background-color: #ffc107;"></div>	113	43	147	12
Overvotes	0			0	0	0	0
Undervotes	76			18	12	41	5
Contest Totals	391			131	55	188	17

For Member of the State Board of Education (1st District) 1st Dist StBd of Ed

Vote For 1

	TOTAL	VOTE %		Polling Place	Mail Absentee	Early Voting Absentee	Provisional
Diana M. Fessler	267	100.00%	<div style="width: 100%; height: 10px; background-color: #ffc107;"></div>	98	32	128	9
Total Votes Cast	267	100.00%	<div style="width: 100%; height: 10px; background-color: #ffc107;"></div>	98	32	128	9
Overvotes	0			0	0	0	0
Undervotes	124			33	23	60	8
Contest Totals	391			131	55	188	17

GREENVILLE 4-A

For Justice of the Supreme Court (Full Term Commencing 1-1-2021)

Vote For 1

	TOTAL	VOTE %		Polling Place	Mail Absentee	Early Voting Absentee	Provisional
Sharon L. Kennedy	209	65.31%		79	27	96	7
John P. O'Donnell	111	34.69%		33	20	55	3
Total Votes Cast	320	100.00%		112	47	151	10
Overvotes	0			0	0	0	0
Undervotes	71			19	8	37	7
Contest Totals	391			131	55	188	17

For Justice of The Supreme Court (Full Term Commencing 1-2-2021)

Vote For 1

	TOTAL	VOTE %		Polling Place	Mail Absentee	Early Voting Absentee	Provisional
Judi French	159	50.96%		59	27	67	6
Jennifer Brunner	153	49.04%		49	21	79	4
Total Votes Cast	312	100.00%		108	48	146	10
Overvotes	0			0	0	0	0
Undervotes	79			23	7	42	7
Contest Totals	391			131	55	188	17

For Judge of the Court of Appeals (2nd District) 2nd Dist. Ct of App

Vote For 1

	TOTAL	VOTE %		Polling Place	Mail Absentee	Early Voting Absentee	Provisional
Marshall G. Lachman	150	50.85%		48	20	77	5
Chris Epley	145	49.15%		56	26	59	4
Total Votes Cast	295	100.00%		104	46	136	9
Overvotes	0			0	0	0	0
Undervotes	96			27	9	52	8
Contest Totals	391			131	55	188	17

For Judge of the Court of Common Pleas (Juvenile/Probate Division) COUNTY




Vote For 1

	TOTAL	VOTE %		Polling Place	Mail Absentee	Early Voting Absentee	Provisional
Jason Aslinger	299	100.00%		106	40	140	13
Total Votes Cast	299	100.00%		106	40	140	13
Overvotes	0			0	0	0	0
Undervotes	92			25	15	48	4
Contest Totals	391			131	55	188	17

GREENVILLE 4-A




Issue 7 - Renewal (5.5) mills GREENVILLE CITY SD

Vote For 1

	TOTAL	VOTE %		Polling Place	Mail Absentee	Early Voting Absentee	Provisional
For the Tax Levy	240	63.83%		79	38	112	11
Against the Tax Levy	136	36.17%		48	13	71	4
Total Votes Cast	376	100.00%		127	51	183	15
Overvotes	0			0	0	0	0
Undervotes	15			4	4	5	2
Contest Totals	391			131	55	188	17

Issue 1 - Additional (0.5) mill - Darke County Park District Levy

Vote For 1

	TOTAL	VOTE %		Polling Place	Mail Absentee	Early Voting Absentee	Provisional
For the Tax Levy	254	67.73%		81	41	118	14
Against the Tax Levy	121	32.27%		45	11	64	1
Total Votes Cast	375	100.00%		126	52	182	15
Overvotes	0			0	0	0	0
Undervotes	16			5	3	6	2
Contest Totals	391			131	55	188	17

GREENVILLE 4-B

Statistics

	TOTAL	Polling Place	Mail Absentee	Early Voting Absentee	Provisional
Registered Voters - Total	905				
Ballots Cast - Total	709	120	213	362	14
Ballots Cast - Blank	0	0	0	0	0
Voter Turnout - Total	78.34%				

For President and Vice President

Vote For 1

	TOTAL	VOTE %		Polling Place	Mail Absentee	Early Voting Absentee	Provisional
REP Donald J. Trump and Michael R. Pence	518	73.48%		101	129	276	12
DEM Joseph R. Biden and Kamala D. Harris	177	25.11%		16	79	80	2
LIB Jo Jorgensen and Spike Cohen	6	0.85%		1	4	1	0
Howie Hawkins and Angela Walker	4	0.57%		2	0	2	0
Write-In: Brian Carrol and Amar Patel	0	0.00%		0	0	0	0
Write-In: Jade Simmons and Claudeliah J. Roze	0	0.00%		0	0	0	0
Write-In Totals	0	0.00%		0	0	0	0
Not Assigned	0	0.00%		0	0	0	0
Total Votes Cast	705	100.00%		120	212	359	14
Overvotes	0			0	0	0	0
Undervotes	4			0	1	3	0
Contest Totals	709			120	213	362	14

For Representative to Congress (8th District) 8TH CONGRESSIONAL

Vote For 1

	TOTAL	VOTE %		Polling Place	Mail Absentee	Early Voting Absentee	Provisional
REP Warren Davidson	523	76.02%		102	133	276	12
DEM Vanessa Enoch	164	23.84%		15	70	77	2
Write-In: Isaac Reed	0	0.00%		0	0	0	0
Write-In Totals	1	0.15%		0	0	1	0
Not Assigned	1	0.15%		0	0	1	0
Total Votes Cast	688	100.00%		117	203	354	14
Overvotes	0			0	0	0	0
Undervotes	21			3	10	8	0
Contest Totals	709			120	213	362	14

GREENVILLE 4-B

For State Senator (12th District) 12TH SENATE

Vote For 1

	TOTAL	VOTE %		Polling Place	Mail Absentee	Early Voting Absentee	Provisional
REP Matt Huffman	537	77.60%		105	138	283	11
DEM Ken Poling	155	22.40%		13	68	72	2
Total Votes Cast	692	100.00%		118	206	355	13
Overvotes	0			0	0	0	0
Undervotes	17			2	7	7	1
Contest Totals	709			120	213	362	14

For State Representative (84th District) 84TH HOUSE

Vote For 1

	TOTAL	VOTE %		Polling Place	Mail Absentee	Early Voting Absentee	Provisional
REP Susan Manchester	531	77.29%		102	140	281	8
DEM Joseph A. Monbeck	156	22.71%		16	64	73	3
Total Votes Cast	687	100.00%		118	204	354	11
Overvotes	1			0	1	0	0
Undervotes	21			2	8	8	3
Contest Totals	709			120	213	362	14

For County Commissioner (Full term commencing 1-2-2021) COUNTY

Vote For 1

	TOTAL	VOTE %		Polling Place	Mail Absentee	Early Voting Absentee	Provisional
REP Matthew Aultman	584	100.00%		109	154	311	10
Total Votes Cast	584	100.00%		109	154	311	10
Overvotes	0			0	0	0	0
Undervotes	125			11	59	51	4
Contest Totals	709			120	213	362	14

For County Commissioner (Full term commencing 1-3-2021) COUNTY

Vote For 1

	TOTAL	VOTE %		Polling Place	Mail Absentee	Early Voting Absentee	Provisional
REP Larry Holmes	584	100.00%		108	151	315	10
Total Votes Cast	584	100.00%		108	151	315	10
Overvotes	0			0	0	0	0
Undervotes	125			12	62	47	4
Contest Totals	709			120	213	362	14

GREENVILLE 4-B

For Prosecuting Attorney COUNTY

Vote For 1

	TOTAL	VOTE %		Polling Place	Mail Absentee	Early Voting Absentee	Provisional
REP R. Kelly Ormsby, III	585	100.00%	<div style="width: 100%; height: 10px; background-color: #ffc107;"></div>	109	155	310	11
Total Votes Cast	585	100.00%	<div style="width: 100%; height: 10px; background-color: #ffc107;"></div>	109	155	310	11
Overvotes	0			0	0	0	0
Undervotes	124			11	58	52	3
Contest Totals	709			120	213	362	14

For Clerk of the Court of Common Pleas COUNTY

Vote For 1

	TOTAL	VOTE %		Polling Place	Mail Absentee	Early Voting Absentee	Provisional
REP Cindy Pike	594	100.00%	<div style="width: 100%; height: 10px; background-color: #ffc107;"></div>	107	161	315	11
Total Votes Cast	594	100.00%	<div style="width: 100%; height: 10px; background-color: #ffc107;"></div>	107	161	315	11
Overvotes	0			0	0	0	0
Undervotes	115			13	52	47	3
Contest Totals	709			120	213	362	14

For Sheriff COUNTY

Vote For 1

	TOTAL	VOTE %		Polling Place	Mail Absentee	Early Voting Absentee	Provisional
REP Toby L. Spencer	599	100.00%	<div style="width: 100%; height: 10px; background-color: #ffc107;"></div>	108	167	312	12
Total Votes Cast	599	100.00%	<div style="width: 100%; height: 10px; background-color: #ffc107;"></div>	108	167	312	12
Overvotes	0			0	0	0	0
Undervotes	110			12	46	50	2
Contest Totals	709			120	213	362	14

For County Recorder COUNTY

Vote For 1

	TOTAL	VOTE %		Polling Place	Mail Absentee	Early Voting Absentee	Provisional
REP Linda Stachler	587	100.00%	<div style="width: 100%; height: 10px; background-color: #ffc107;"></div>	108	156	312	11
Total Votes Cast	587	100.00%	<div style="width: 100%; height: 10px; background-color: #ffc107;"></div>	108	156	312	11
Overvotes	0			0	0	0	0
Undervotes	122			12	57	50	3
Contest Totals	709			120	213	362	14

GREENVILLE 4-B

For County Treasurer COUNTY

Vote For 1

	TOTAL	VOTE %		Polling Place	Mail Absentee	Early Voting Absentee	Provisional
DEM Scott J. Zumbrink	503	100.00%	<div style="width: 100%; height: 10px; background-color: #ffc107;"></div>	79	170	247	7
Total Votes Cast	503	100.00%	<div style="width: 100%; height: 10px; background-color: #ffc107;"></div>	79	170	247	7
Overvotes	0			0	0	0	0
Undervotes	206			41	43	115	7
Contest Totals	709			120	213	362	14

For County Engineer COUNTY

Vote For 1

	TOTAL	VOTE %		Polling Place	Mail Absentee	Early Voting Absentee	Provisional
DEM Jim Surber	450	100.00%	<div style="width: 100%; height: 10px; background-color: #ffc107;"></div>	71	157	214	8
Total Votes Cast	450	100.00%	<div style="width: 100%; height: 10px; background-color: #ffc107;"></div>	71	157	214	8
Overvotes	0			0	0	0	0
Undervotes	259			49	56	148	6
Contest Totals	709			120	213	362	14

For Coroner COUNTY

Vote For 1

	TOTAL	VOTE %		Polling Place	Mail Absentee	Early Voting Absentee	Provisional
REP Timothy Kathman	597	100.00%	<div style="width: 100%; height: 10px; background-color: #ffc107;"></div>	108	163	315	11
Total Votes Cast	597	100.00%	<div style="width: 100%; height: 10px; background-color: #ffc107;"></div>	108	163	315	11
Overvotes	0			0	0	0	0
Undervotes	112			12	50	47	3
Contest Totals	709			120	213	362	14

For Member of the State Board of Education (1st District) 1st Dist StBd of Ed

Vote For 1

	TOTAL	VOTE %		Polling Place	Mail Absentee	Early Voting Absentee	Provisional
Diana M. Fessler	489	100.00%	<div style="width: 100%; height: 10px; background-color: #ffc107;"></div>	89	131	260	9
Total Votes Cast	489	100.00%	<div style="width: 100%; height: 10px; background-color: #ffc107;"></div>	89	131	260	9
Overvotes	0			0	0	0	0
Undervotes	220			31	82	102	5
Contest Totals	709			120	213	362	14

GREENVILLE 4-B

For Justice of the Supreme Court (Full Term Commencing 1-1-2021)

Vote For 1

	TOTAL	VOTE %		Polling Place	Mail Absentee	Early Voting Absentee	Provisional
Sharon L. Kennedy	420	70.95%		78	125	211	6
John P. O'Donnell	172	29.05%		24	54	91	3
Total Votes Cast	592	100.00%		102	179	302	9
Overvotes	0			0	0	0	0
Undervotes	117			18	34	60	5
Contest Totals	709			120	213	362	14

For Justice of The Supreme Court (Full Term Commencing 1-2-2021)

Vote For 1

	TOTAL	VOTE %		Polling Place	Mail Absentee	Early Voting Absentee	Provisional
Jennifer Brunner	307	53.95%		46	93	165	3
Judi French	262	46.05%		51	85	119	7
Total Votes Cast	569	100.00%		97	178	284	10
Overvotes	0			0	0	0	0
Undervotes	140			23	35	78	4
Contest Totals	709			120	213	362	14

For Judge of the Court of Appeals (2nd District) 2nd Dist. Ct of App

Vote For 1

	TOTAL	VOTE %		Polling Place	Mail Absentee	Early Voting Absentee	Provisional
Chris Epley	342	65.02%		60	108	170	4
Marshall G. Lachman	184	34.98%		26	65	87	6
Total Votes Cast	526	100.00%		86	173	257	10
Overvotes	0			0	0	0	0
Undervotes	183			34	40	105	4
Contest Totals	709			120	213	362	14

For Judge of the Court of Common Pleas (Juvenile/Probate Division) COUNTY




Vote For 1

	TOTAL	VOTE %		Polling Place	Mail Absentee	Early Voting Absentee	Provisional
Jason Aslinger	538	100.00%		99	136	295	8
Total Votes Cast	538	100.00%		99	136	295	8
Overvotes	0			0	0	0	0
Undervotes	171			21	77	67	6
Contest Totals	709			120	213	362	14

GREENVILLE 4-B




Issue 7 - Renewal (5.5) mills GREENVILLE CITY SD

Vote For 1

	TOTAL	VOTE %		Polling Place	Mail Absentee	Early Voting Absentee	Provisional
For the Tax Levy	437	63.33%		76	134	223	4
Against the Tax Levy	253	36.67%		43	72	130	8
Total Votes Cast	690	100.00%		119	206	353	12
Overvotes	0			0	0	0	0
Undervotes	19			1	7	9	2
Contest Totals	709			120	213	362	14

Issue 1 - Additional (0.5) mill - Darke County Park District Levy

Vote For 1

	TOTAL	VOTE %		Polling Place	Mail Absentee	Early Voting Absentee	Provisional
For the Tax Levy	437	63.61%		71	135	225	6
Against the Tax Levy	250	36.39%		47	71	127	5
Total Votes Cast	687	100.00%		118	206	352	11
Overvotes	1			0	0	0	1
Undervotes	21			2	7	10	2
Contest Totals	709			120	213	362	14










GREENVILLE 4-C

Statistics

	TOTAL	Polling Place	Mail Absentee	Early Voting Absentee	Provisional
Registered Voters - Total	513				
Ballots Cast - Total	395	82	108	201	4
Ballots Cast - Blank	0	0	0	0	0
Voter Turnout - Total	77.00%				







For President and Vice President

Vote For 1

	TOTAL	VOTE %		Polling Place	Mail Absentee	Early Voting Absentee	Provisional
REP Donald J. Trump and Michael R. Pence	280	71.61%		66	62	149	3
DEM Joseph R. Biden and Kamala D. Harris	106	27.11%		15	42	48	1
LIB Jo Jorgensen and Spike Cohen	3	0.77%		0	1	2	0
Howie Hawkins and Angela Walker	1	0.26%		0	0	1	0
Write-In: Brian Carrol and Amar Patel	0	0.00%		0	0	0	0
Write-In: Jade Simmons and Claudeliah J. Roze	0	0.00%		0	0	0	0
Write-In Totals	1	0.26%		0	0	1	0
Not Assigned	1	0.26%		0	0	1	0
Total Votes Cast	391	100.00%		81	105	201	4
Overvotes	0			0	0	0	0
Undervotes	4			1	3	0	0
Contest Totals	395			82	108	201	4

For Representative to Congress (8th District) 8TH CONGRESSIONAL

Vote For 1

	TOTAL	VOTE %		Polling Place	Mail Absentee	Early Voting Absentee	Provisional
REP Warren Davidson	280	73.88%		64	61	151	4
DEM Vanessa Enoch	99	26.12%		16	40	43	0
Write-In: Isaac Reed	0	0.00%		0	0	0	0
Write-In Totals	0	0.00%		0	0	0	0
Not Assigned	0	0.00%		0	0	0	0
Total Votes Cast	379	100.00%		80	101	194	4
Overvotes	1			0	1	0	0
Undervotes	15			2	6	7	0
Contest Totals	395			82	108	201	4

GREENVILLE 4-C

For State Senator (12th District) 12TH SENATE

Vote For 1

	TOTAL	VOTE %		Polling Place	Mail Absentee	Early Voting Absentee	Provisional
REP Matt Huffman	289	75.46%		65	70	150	4
DEM Ken Poling	94	24.54%		14	38	42	0
Total Votes Cast	383	100.00%		79	108	192	4
Overvotes	0			0	0	0	0
Undervotes	12			3	0	9	0
Contest Totals	395			82	108	201	4

For State Representative (84th District) 84TH HOUSE

Vote For 1

	TOTAL	VOTE %		Polling Place	Mail Absentee	Early Voting Absentee	Provisional
REP Susan Manchester	279	74.40%		60	65	150	4
DEM Joseph A. Monbeck	96	25.60%		17	40	39	0
Total Votes Cast	375	100.00%		77	105	189	4
Overvotes	0			0	0	0	0
Undervotes	20			5	3	12	0
Contest Totals	395			82	108	201	4

For County Commissioner (Full term commencing 1-2-2021) COUNTY

Vote For 1

	TOTAL	VOTE %		Polling Place	Mail Absentee	Early Voting Absentee	Provisional
REP Matthew Aultman	335	100.00%		73	88	170	4
Total Votes Cast	335	100.00%		73	88	170	4
Overvotes	0			0	0	0	0
Undervotes	60			9	20	31	0
Contest Totals	395			82	108	201	4

For County Commissioner (Full term commencing 1-3-2021) COUNTY

Vote For 1

	TOTAL	VOTE %		Polling Place	Mail Absentee	Early Voting Absentee	Provisional
REP Larry Holmes	323	100.00%		72	81	166	4
Total Votes Cast	323	100.00%		72	81	166	4
Overvotes	0			0	0	0	0
Undervotes	72			10	27	35	0
Contest Totals	395			82	108	201	4

GREENVILLE 4-C

For Prosecuting Attorney COUNTY

Vote For 1

	TOTAL	VOTE %		Polling Place	Mail Absentee	Early Voting Absentee	Provisional
REP R. Kelly Ormsby, III	334	100.00%	<div style="width: 100%; height: 10px; background-color: #ffc107;"></div>	73	89	168	4
Total Votes Cast	334	100.00%	<div style="width: 100%; height: 10px; background-color: #ffc107;"></div>	73	89	168	4
Overvotes	0			0	0	0	0
Undervotes	61			9	19	33	0
Contest Totals	395			82	108	201	4

For Clerk of the Court of Common Pleas COUNTY

Vote For 1

	TOTAL	VOTE %		Polling Place	Mail Absentee	Early Voting Absentee	Provisional
REP Cindy Pike	335	100.00%	<div style="width: 100%; height: 10px; background-color: #ffc107;"></div>	71	90	170	4
Total Votes Cast	335	100.00%	<div style="width: 100%; height: 10px; background-color: #ffc107;"></div>	71	90	170	4
Overvotes	0			0	0	0	0
Undervotes	60			11	18	31	0
Contest Totals	395			82	108	201	4

For Sheriff COUNTY

Vote For 1

	TOTAL	VOTE %		Polling Place	Mail Absentee	Early Voting Absentee	Provisional
REP Toby L. Spencer	339	100.00%	<div style="width: 100%; height: 10px; background-color: #ffc107;"></div>	74	90	171	4
Total Votes Cast	339	100.00%	<div style="width: 100%; height: 10px; background-color: #ffc107;"></div>	74	90	171	4
Overvotes	0			0	0	0	0
Undervotes	56			8	18	30	0
Contest Totals	395			82	108	201	4

For County Recorder COUNTY

Vote For 1

	TOTAL	VOTE %		Polling Place	Mail Absentee	Early Voting Absentee	Provisional
REP Linda Stachler	328	100.00%	<div style="width: 100%; height: 10px; background-color: #ffc107;"></div>	73	87	164	4
Total Votes Cast	328	100.00%	<div style="width: 100%; height: 10px; background-color: #ffc107;"></div>	73	87	164	4
Overvotes	0			0	0	0	0
Undervotes	67			9	21	37	0
Contest Totals	395			82	108	201	4

GREENVILLE 4-C

For County Treasurer COUNTY

Vote For 1

	TOTAL	VOTE %		Polling Place	Mail Absentee	Early Voting Absentee	Provisional
DEM Scott J. Zumbrink	269	100.00%	<div style="width: 100%; height: 10px; background-color: #ffc107;"></div>	54	84	129	2
Total Votes Cast	269	100.00%	<div style="width: 100%; height: 10px; background-color: #ffc107;"></div>	54	84	129	2
Overvotes	0			0	0	0	0
Undervotes	126			28	24	72	2
Contest Totals	395			82	108	201	4

For County Engineer COUNTY

Vote For 1

	TOTAL	VOTE %		Polling Place	Mail Absentee	Early Voting Absentee	Provisional
DEM Jim Surber	249	100.00%	<div style="width: 100%; height: 10px; background-color: #ffc107;"></div>	53	80	114	2
Total Votes Cast	249	100.00%	<div style="width: 100%; height: 10px; background-color: #ffc107;"></div>	53	80	114	2
Overvotes	0			0	0	0	0
Undervotes	146			29	28	87	2
Contest Totals	395			82	108	201	4

For Coroner COUNTY

Vote For 1

	TOTAL	VOTE %		Polling Place	Mail Absentee	Early Voting Absentee	Provisional
REP Timothy Kathman	332	100.00%	<div style="width: 100%; height: 10px; background-color: #ffc107;"></div>	69	91	168	4
Total Votes Cast	332	100.00%	<div style="width: 100%; height: 10px; background-color: #ffc107;"></div>	69	91	168	4
Overvotes	0			0	0	0	0
Undervotes	63			13	17	33	0
Contest Totals	395			82	108	201	4

For Member of the State Board of Education (1st District) 1st Dist StBd of Ed

Vote For 1

	TOTAL	VOTE %		Polling Place	Mail Absentee	Early Voting Absentee	Provisional
Diana M. Fessler	281	100.00%	<div style="width: 100%; height: 10px; background-color: #ffc107;"></div>	65	81	131	4
Total Votes Cast	281	100.00%	<div style="width: 100%; height: 10px; background-color: #ffc107;"></div>	65	81	131	4
Overvotes	0			0	0	0	0
Undervotes	114			17	27	70	0
Contest Totals	395			82	108	201	4

GREENVILLE 4-C

For Justice of the Supreme Court (Full Term Commencing 1-1-2021)

Vote For 1

	TOTAL	VOTE %		Polling Place	Mail Absentee	Early Voting Absentee	Provisional
Sharon L. Kennedy	214	65.44%		50	63	99	2
John P. O'Donnell	113	34.56%		21	33	57	2
Total Votes Cast	327	100.00%		71	96	156	4
Overvotes	0			0	0	0	0
Undervotes	68			11	12	45	0
Contest Totals	395			82	108	201	4

For Justice of The Supreme Court (Full Term Commencing 1-2-2021)

Vote For 1

	TOTAL	VOTE %		Polling Place	Mail Absentee	Early Voting Absentee	Provisional
Judi French	166	52.37%		35	47	83	1
Jennifer Brunner	151	47.63%		36	46	66	3
Total Votes Cast	317	100.00%		71	93	149	4
Overvotes	0			0	0	0	0
Undervotes	78			11	15	52	0
Contest Totals	395			82	108	201	4

For Judge of the Court of Appeals (2nd District) 2nd Dist. Ct of App

Vote For 1

	TOTAL	VOTE %		Polling Place	Mail Absentee	Early Voting Absentee	Provisional
Chris Epley	153	51.86%		38	48	66	1
Marshall G. Lachman	142	48.14%		31	43	65	3
Total Votes Cast	295	100.00%		69	91	131	4
Overvotes	0			0	0	0	0
Undervotes	100			13	17	70	0
Contest Totals	395			82	108	201	4

For Judge of the Court of Common Pleas (Juvenile/Probate Division) COUNTY




Vote For 1

	TOTAL	VOTE %		Polling Place	Mail Absentee	Early Voting Absentee	Provisional
Jason Aslinger	294	100.00%		68	76	147	3
Total Votes Cast	294	100.00%		68	76	147	3
Overvotes	0			0	0	0	0
Undervotes	101			14	32	54	1
Contest Totals	395			82	108	201	4

GREENVILLE 4-C




Issue 7 - Renewal (5.5) mills GREENVILLE CITY SD

Vote For 1

	TOTAL	VOTE %		Polling Place	Mail Absentee	Early Voting Absentee	Provisional
For the Tax Levy	231	60.79%		50	68	111	2
Against the Tax Levy	149	39.21%		31	35	82	1
Total Votes Cast	380	100.00%		81	103	193	3
Overvotes	0			0	0	0	0
Undervotes	15			1	5	8	1
Contest Totals	395			82	108	201	4

Issue 1 - Additional (0.5) mill - Darke County Park District Levy

Vote For 1

	TOTAL	VOTE %		Polling Place	Mail Absentee	Early Voting Absentee	Provisional
For the Tax Levy	234	61.74%		46	76	110	2
Against the Tax Levy	145	38.26%		34	26	84	1
Total Votes Cast	379	100.00%		80	102	194	3
Overvotes	0			0	0	0	0
Undervotes	16			2	6	7	1
Contest Totals	395			82	108	201	4










ADAMS EAST & BRADFORD

Statistics

	TOTAL	Polling Place	Mail Absentee	Early Voting Absentee	Provisional
Registered Voters - Total	995				
Ballots Cast - Total	775	400	147	217	11
Ballots Cast - Blank	0	0	0	0	0
Voter Turnout - Total	77.89%				







For President and Vice President

Vote For 1

	TOTAL	VOTE %		Polling Place	Mail Absentee	Early Voting Absentee	Provisional
REP Donald J. Trump and Michael R. Pence	638	82.64%		358	92	178	10
DEM Joseph R. Biden and Kamala D. Harris	120	15.54%		33	49	37	1
LIB Jo Jorgensen and Spike Cohen	13	1.68%		7	4	2	0
Howie Hawkins and Angela Walker	1	0.13%		1	0	0	0
Write-In: Brian Carrol and Amar Patel	0	0.00%		0	0	0	0
Write-In: Jade Simmons and Claudeliah J. Roze	0	0.00%		0	0	0	0
Write-In Totals	0	0.00%		0	0	0	0
Not Assigned	0	0.00%		0	0	0	0
Total Votes Cast	772	100.00%		399	145	217	11
Overvotes	2			0	2	0	0
Undervotes	1			1	0	0	0
Contest Totals	775			400	147	217	11

For Representative to Congress (8th District) 8TH CONGRESSIONAL

Vote For 1

	TOTAL	VOTE %		Polling Place	Mail Absentee	Early Voting Absentee	Provisional
REP Warren Davidson	639	84.75%		352	100	179	8
DEM Vanessa Enoch	115	15.25%		41	39	35	0
Write-In: Isaac Reed	0	0.00%		0	0	0	0
Write-In Totals	0	0.00%		0	0	0	0
Not Assigned	0	0.00%		0	0	0	0
Total Votes Cast	754	100.00%		393	139	214	8
Overvotes	0			0	0	0	0
Undervotes	21			7	8	3	3
Contest Totals	775			400	147	217	11

ADAMS EAST & BRADFORD

For State Representative (80th District) 80TH HOUSE

Vote For 1

	TOTAL	VOTE %		Polling Place	Mail Absentee	Early Voting Absentee	Provisional
REP Jena Powell	641	84.68%		355	96	182	8
DEM Ted Jones	116	15.32%		41	43	32	0
Total Votes Cast	757	100.00%		396	139	214	8
Overvotes	1			0	0	0	1
Undervotes	17			4	8	3	2
Contest Totals	775			400	147	217	11

For County Commissioner (Full term commencing 1-2-2021) COUNTY

Vote For 1

	TOTAL	VOTE %		Polling Place	Mail Absentee	Early Voting Absentee	Provisional
REP Matthew Aultman	697	100.00%		372	117	200	8
Total Votes Cast	697	100.00%		372	117	200	8
Overvotes	0			0	0	0	0
Undervotes	78			28	30	17	3
Contest Totals	775			400	147	217	11

For County Commissioner (Full term commencing 1-3-2021) COUNTY

Vote For 1

	TOTAL	VOTE %		Polling Place	Mail Absentee	Early Voting Absentee	Provisional
REP Larry Holmes	673	100.00%		365	109	191	8
Total Votes Cast	673	100.00%		365	109	191	8
Overvotes	0			0	0	0	0
Undervotes	102			35	38	26	3
Contest Totals	775			400	147	217	11

For Prosecuting Attorney COUNTY

Vote For 1

	TOTAL	VOTE %		Polling Place	Mail Absentee	Early Voting Absentee	Provisional
REP R. Kelly Ormsby, III	673	100.00%		362	113	190	8
Total Votes Cast	673	100.00%		362	113	190	8
Overvotes	0			0	0	0	0
Undervotes	102			38	34	27	3
Contest Totals	775			400	147	217	11

ADAMS EAST & BRADFORD

For Clerk of the Court of Common Pleas COUNTY

Vote For 1

	TOTAL	VOTE %		Polling Place	Mail Absentee	Early Voting Absentee	Provisional
REP Cindy Pike	688	100.00%	<div style="width: 100%; height: 10px; background-color: #ffc107;"></div>	371	116	193	8
Total Votes Cast	688	100.00%	<div style="width: 100%; height: 10px; background-color: #ffc107;"></div>	371	116	193	8
Overvotes	0			0	0	0	0
Undervotes	87			29	31	24	3
Contest Totals	775			400	147	217	11

For Sheriff COUNTY

Vote For 1

	TOTAL	VOTE %		Polling Place	Mail Absentee	Early Voting Absentee	Provisional
REP Toby L. Spencer	694	100.00%	<div style="width: 100%; height: 10px; background-color: #ffc107;"></div>	376	121	188	9
Total Votes Cast	694	100.00%	<div style="width: 100%; height: 10px; background-color: #ffc107;"></div>	376	121	188	9
Overvotes	0			0	0	0	0
Undervotes	81			24	26	29	2
Contest Totals	775			400	147	217	11

For County Recorder COUNTY

Vote For 1

	TOTAL	VOTE %		Polling Place	Mail Absentee	Early Voting Absentee	Provisional
REP Linda Stachler	684	100.00%	<div style="width: 100%; height: 10px; background-color: #ffc107;"></div>	369	115	192	8
Total Votes Cast	684	100.00%	<div style="width: 100%; height: 10px; background-color: #ffc107;"></div>	369	115	192	8
Overvotes	0			0	0	0	0
Undervotes	91			31	32	25	3
Contest Totals	775			400	147	217	11

For County Treasurer COUNTY



Vote For 1

	TOTAL	VOTE %		Polling Place	Mail Absentee	Early Voting Absentee	Provisional
DEM Scott J. Zumbrink	470	100.00%	<div style="width: 100%; height: 10px; background-color: #ffc107;"></div>	240	106	119	5
Total Votes Cast	470	100.00%	<div style="width: 100%; height: 10px; background-color: #ffc107;"></div>	240	106	119	5
Overvotes	0			0	0	0	0
Undervotes	305			160	41	98	6
Contest Totals	775			400	147	217	11

ADAMS EAST & BRADFORD



For County Engineer COUNTY

Vote For 1

	TOTAL	VOTE %		Polling Place	Mail Absentee	Early Voting Absentee	Provisional
DEM Jim Surber	442	100.00%		225	102	110	5
Total Votes Cast	442	100.00%		225	102	110	5
Overvotes	0			0	0	0	0
Undervotes	333			175	45	107	6
Contest Totals	775			400	147	217	11




For Coroner COUNTY

Vote For 1

	TOTAL	VOTE %		Polling Place	Mail Absentee	Early Voting Absentee	Provisional
REP Timothy Kathman	675	100.00%		359	116	192	8
Total Votes Cast	675	100.00%		359	116	192	8
Overvotes	0			0	0	0	0
Undervotes	100			41	31	25	3
Contest Totals	775			400	147	217	11




For Justice of the Supreme Court (Full Term Commencing 1-1-2021)

Vote For 1

	TOTAL	VOTE %		Polling Place	Mail Absentee	Early Voting Absentee	Provisional
Sharon L. Kennedy	453	67.21%		241	76	131	5
John P. O'Donnell	221	32.79%		113	51	54	3
Total Votes Cast	674	100.00%		354	127	185	8
Overvotes	0			0	0	0	0
Undervotes	101			46	20	32	3
Contest Totals	775			400	147	217	11

For Justice of The Supreme Court (Full Term Commencing 1-2-2021)

Vote For 1

	TOTAL	VOTE %		Polling Place	Mail Absentee	Early Voting Absentee	Provisional
Judi French	332	51.08%		173	64	91	4
Jennifer Brunner	318	48.92%		171	54	89	4
Total Votes Cast	650	100.00%		344	118	180	8
Overvotes	0			0	0	0	0
Undervotes	125			56	29	37	3
Contest Totals	775			400	147	217	11

ADAMS EAST & BRADFORD

For Judge of the Court of Appeals (2nd District) 2nd Dist. Ct of App

Vote For 1

	TOTAL	VOTE %		Polling Place	Mail Absentee	Early Voting Absentee	Provisional
Chris Epley	423	69.34%		215	72	130	6
Marshall G. Lachman	187	30.66%		97	47	41	2
Total Votes Cast	610	100.00%		312	119	171	8
Overvotes	0			0	0	0	0
Undervotes	165			88	28	46	3
Contest Totals	775			400	147	217	11

For Judge of the Court of Common Pleas (Juvenile/Probate Division) COUNTY

Vote For 1

	TOTAL	VOTE %		Polling Place	Mail Absentee	Early Voting Absentee	Provisional
Jason Aslinger	593	100.00%		312	112	163	6
Total Votes Cast	593	100.00%		312	112	163	6
Overvotes	0			0	0	0	0
Undervotes	182			88	35	54	5
Contest Totals	775			400	147	217	11

Issue 7 - Renewal (5.5) mills GREENVILLE CITY SD

Vote For 1

	TOTAL	VOTE %		Polling Place	Mail Absentee	Early Voting Absentee	Provisional
Against the Tax Levy	46	67.65%		13	1	32	0
For the Tax Levy	22	32.35%		8	6	8	0
Total Votes Cast	68	100.00%		21	7	40	0
Overvotes	0			0	0	0	0
Undervotes	2			0	0	2	0
Contest Totals	70			21	7	42	0

Issue 10 - Renewal 2.18 mills MIAMI VALLEY CTC




Vote For 1

	TOTAL	VOTE %		Polling Place	Mail Absentee	Early Voting Absentee	Provisional
For the Tax Levy	25	80.65%		11	7	7	0
Against the Tax Levy	6	19.35%		2	2	2	0
Total Votes Cast	31	100.00%		13	9	9	0
Overvotes	0			0	0	0	0
Undervotes	0			0	0	0	0
Contest Totals	31			13	9	9	0

ADAMS EAST & BRADFORD

Issue 1 - Additional (0.5) mill - Darke County Park District Levy

Vote For 1

	TOTAL	VOTE %		Polling Place	Mail Absentee	Early Voting Absentee	Provisional
For the Tax Levy	376	50.74%		180	90	103	3
Against the Tax Levy	365	49.26%		210	48	104	3
Total Votes Cast	741	100.00%		390	138	207	6
Overvotes	0			0	0	0	0
Undervotes	34			10	9	10	5
Contest Totals	775			400	147	217	11










ADAMS WEST & GETTYSBURG

Statistics

	TOTAL	Polling Place	Mail Absentee	Early Voting Absentee	Provisional
Registered Voters - Total	1,119				
Ballots Cast - Total	893	351	179	346	17
Ballots Cast - Blank	0	0	0	0	0
Voter Turnout - Total	79.80%				







For President and Vice President

Vote For 1

	TOTAL	VOTE %		Polling Place	Mail Absentee	Early Voting Absentee	Provisional
REP Donald J. Trump and Michael R. Pence	704	79.37%		304	97	289	14
DEM Joseph R. Biden and Kamala D. Harris	170	19.17%		38	76	54	2
LIB Jo Jorgensen and Spike Cohen	10	1.13%		6	3	1	0
Howie Hawkins and Angela Walker	3	0.34%		1	1	0	1
Write-In: Brian Carrol and Amar Patel	0	0.00%		0	0	0	0
Write-In: Jade Simmons and Claudeliah J. Roze	0	0.00%		0	0	0	0
Write-In Totals	0	0.00%		0	0	0	0
Not Assigned	0	0.00%		0	0	0	0
Total Votes Cast	887	100.00%		349	177	344	17
Overvotes	1			0	1	0	0
Undervotes	5			2	1	2	0
Contest Totals	893			351	179	346	17

For Representative to Congress (8th District) 8TH CONGRESSIONAL

Vote For 1

	TOTAL	VOTE %		Polling Place	Mail Absentee	Early Voting Absentee	Provisional
REP Warren Davidson	717	83.08%		303	108	291	15
DEM Vanessa Enoch	146	16.92%		41	57	46	2
Write-In: Isaac Reed	0	0.00%		0	0	0	0
Write-In Totals	0	0.00%		0	0	0	0
Not Assigned	0	0.00%		0	0	0	0
Total Votes Cast	863	100.00%		344	165	337	17
Overvotes	1			0	1	0	0
Undervotes	29			7	13	9	0
Contest Totals	893			351	179	346	17

ADAMS WEST & GETTYSBURG

For State Representative (80th District) 80TH HOUSE

Vote For 1

	TOTAL	VOTE %		Polling Place	Mail Absentee	Early Voting Absentee	Provisional
REP Jena Powell	701	81.23%		301	104	281	15
DEM Ted Jones	162	18.77%		42	65	53	2
Total Votes Cast	863	100.00%		343	169	334	17
Overvotes	1			0	1	0	0
Undervotes	29			8	9	12	0
Contest Totals	893			351	179	346	17

For County Commissioner (Full term commencing 1-2-2021) COUNTY

Vote For 1

	TOTAL	VOTE %		Polling Place	Mail Absentee	Early Voting Absentee	Provisional
REP Matthew Aultman	775	100.00%		317	131	311	16
Total Votes Cast	775	100.00%		317	131	311	16
Overvotes	0			0	0	0	0
Undervotes	118			34	48	35	1
Contest Totals	893			351	179	346	17

For County Commissioner (Full term commencing 1-3-2021) COUNTY

Vote For 1

	TOTAL	VOTE %		Polling Place	Mail Absentee	Early Voting Absentee	Provisional
REP Larry Holmes	732	100.00%		308	115	293	16
Total Votes Cast	732	100.00%		308	115	293	16
Overvotes	0			0	0	0	0
Undervotes	161			43	64	53	1
Contest Totals	893			351	179	346	17

For Prosecuting Attorney COUNTY

Vote For 1

	TOTAL	VOTE %		Polling Place	Mail Absentee	Early Voting Absentee	Provisional
REP R. Kelly Ormsby, III	759	100.00%		311	129	302	17
Total Votes Cast	759	100.00%		311	129	302	17
Overvotes	0			0	0	0	0
Undervotes	134			40	50	44	0
Contest Totals	893			351	179	346	17

ADAMS WEST & GETTYSBURG

For Clerk of the Court of Common Pleas COUNTY

Vote For 1

	TOTAL	VOTE %		Polling Place	Mail Absentee	Early Voting Absentee	Provisional
REP Cindy Pike	767	100.00%	<div style="width: 100%; height: 10px; background-color: #ffc107;"></div>	312	132	306	17
Total Votes Cast	767	100.00%	<div style="width: 100%; height: 10px; background-color: #ffc107;"></div>	312	132	306	17
Overvotes	0			0	0	0	0
Undervotes	126			39	47	40	0
Contest Totals	893			351	179	346	17

For Sheriff COUNTY

Vote For 1

	TOTAL	VOTE %		Polling Place	Mail Absentee	Early Voting Absentee	Provisional
REP Toby L. Spencer	769	100.00%	<div style="width: 100%; height: 10px; background-color: #ffc107;"></div>	314	131	307	17
Total Votes Cast	769	100.00%	<div style="width: 100%; height: 10px; background-color: #ffc107;"></div>	314	131	307	17
Overvotes	0			0	0	0	0
Undervotes	124			37	48	39	0
Contest Totals	893			351	179	346	17

For County Recorder COUNTY

Vote For 1

	TOTAL	VOTE %		Polling Place	Mail Absentee	Early Voting Absentee	Provisional
REP Linda Stachler	755	100.00%	<div style="width: 100%; height: 10px; background-color: #ffc107;"></div>	313	127	298	17
Total Votes Cast	755	100.00%	<div style="width: 100%; height: 10px; background-color: #ffc107;"></div>	313	127	298	17
Overvotes	0			0	0	0	0
Undervotes	138			38	52	48	0
Contest Totals	893			351	179	346	17

For County Treasurer COUNTY

Vote For 1

	TOTAL	VOTE %		Polling Place	Mail Absentee	Early Voting Absentee	Provisional
DEM Scott J. Zumbrink	573	100.00%	<div style="width: 100%; height: 10px; background-color: #ffc107;"></div>	227	125	209	12
Total Votes Cast	573	100.00%	<div style="width: 100%; height: 10px; background-color: #ffc107;"></div>	227	125	209	12
Overvotes	0			0	0	0	0
Undervotes	320			124	54	137	5
Contest Totals	893			351	179	346	17

ADAMS WEST & GETTYSBURG

For County Engineer COUNTY

Vote For 1

	TOTAL	VOTE %		Polling Place	Mail Absentee	Early Voting Absentee	Provisional
DEM Jim Surber	510	100.00%	<div style="width: 100%; height: 10px; background-color: #ffc107;"></div>	204	115	180	11
Total Votes Cast	510	100.00%	<div style="width: 100%; height: 10px; background-color: #ffc107;"></div>	204	115	180	11
Overvotes	0			0	0	0	0
Undervotes	383			147	64	166	6
Contest Totals	893			351	179	346	17

For Coroner COUNTY

Vote For 1

	TOTAL	VOTE %		Polling Place	Mail Absentee	Early Voting Absentee	Provisional
REP Timothy Kathman	759	100.00%	<div style="width: 100%; height: 10px; background-color: #ffc107;"></div>	316	127	299	17
Total Votes Cast	759	100.00%	<div style="width: 100%; height: 10px; background-color: #ffc107;"></div>	316	127	299	17
Overvotes	0			0	0	0	0
Undervotes	134			35	52	47	0
Contest Totals	893			351	179	346	17

For Justice of the Supreme Court (Full Term Commencing 1-1-2021)

Vote For 1

	TOTAL	VOTE %		Polling Place	Mail Absentee	Early Voting Absentee	Provisional
Sharon L. Kennedy	498	65.35%	<div style="width: 65.35%; height: 10px; background-color: #ffc107;"></div>	188	93	209	8
John P. O'Donnell	264	34.65%	<div style="width: 34.65%; height: 10px; background-color: #6c757d;"></div>	119	61	78	6
Total Votes Cast	762	100.00%	<div style="width: 100%; height: 10px; background-color: #ffc107;"></div>	307	154	287	14
Overvotes	0			0	0	0	0
Undervotes	131			44	25	59	3
Contest Totals	893			351	179	346	17

For Justice of The Supreme Court (Full Term Commencing 1-2-2021)

Vote For 1

	TOTAL	VOTE %		Polling Place	Mail Absentee	Early Voting Absentee	Provisional
Judi French	441	60.41%	<div style="width: 60.41%; height: 10px; background-color: #ffc107;"></div>	173	82	177	9
Jennifer Brunner	289	39.59%	<div style="width: 39.59%; height: 10px; background-color: #6c757d;"></div>	120	63	100	6
Total Votes Cast	730	100.00%	<div style="width: 100%; height: 10px; background-color: #ffc107;"></div>	293	145	277	15
Overvotes	0			0	0	0	0
Undervotes	163			58	34	69	2
Contest Totals	893			351	179	346	17

ADAMS WEST & GETTYSBURG

For Judge of the Court of Appeals (2nd District) 2nd Dist. Ct of App

Vote For 1

	TOTAL	VOTE %		Polling Place	Mail Absentee	Early Voting Absentee	Provisional
Chris Epley	362	54.35%		125	71	161	5
Marshall G. Lachman	304	45.65%		137	67	93	7
Total Votes Cast	666	100.00%		262	138	254	12
Overvotes	1			0	0	0	1
Undervotes	226			89	41	92	4
Contest Totals	893			351	179	346	17

For Judge of the Court of Common Pleas (Juvenile/Probate Division) COUNTY

Vote For 1

	TOTAL	VOTE %		Polling Place	Mail Absentee	Early Voting Absentee	Provisional
Jason Aslinger	702	100.00%		284	122	281	15
Total Votes Cast	702	100.00%		284	122	281	15
Overvotes	0			0	0	0	0
Undervotes	191			67	57	65	2
Contest Totals	893			351	179	346	17

Issue 7 - Renewal (5.5) mills GREENVILLE CITY SD

Vote For 1

	TOTAL	VOTE %		Polling Place	Mail Absentee	Early Voting Absentee	Provisional
Against the Tax Levy	446	52.04%		189	70	179	8
For the Tax Levy	411	47.96%		150	97	156	8
Total Votes Cast	857	100.00%		339	167	335	16
Overvotes	0			0	0	0	0
Undervotes	32			10	12	9	1
Contest Totals	889			349	179	344	17

Issue 10 - Renewal 2.18 mills MIAMI VALLEY CTC




Vote For 1

	TOTAL	VOTE %		Polling Place	Mail Absentee	Early Voting Absentee	Provisional
For the Tax Levy	2	50.00%		1	0	1	0
Against the Tax Levy	2	50.00%		1	0	1	0
Total Votes Cast	4	100.00%		2	0	2	0
Overvotes	0			0	0	0	0
Undervotes	0			0	0	0	0
Contest Totals	4			2	0	2	0

ADAMS WEST & GETTYSBURG

Issue 1 - Additional (0.5) mill - Darke County Park District Levy

Vote For 1

	TOTAL	VOTE %		Polling Place	Mail Absentee	Early Voting Absentee	Provisional
For the Tax Levy	438	50.81%		163	112	151	12
Against the Tax Levy	424	49.19%		177	56	187	4
Total Votes Cast	862	100.00%		340	168	338	16
Overvotes	0			0	0	0	0
Undervotes	31			11	11	8	1
Contest Totals	893			351	179	346	17










ALLEN TWP., NEW WESTON & ROSSBURG

Statistics

	TOTAL	Polling Place	Mail Absentee	Early Voting Absentee	Provisional
Registered Voters - Total	684				
Ballots Cast - Total	579	300	98	177	4
Ballots Cast - Blank	0	0	0	0	0
Voter Turnout - Total	84.65%				







For President and Vice President

Vote For 1

	TOTAL	VOTE %		Polling Place	Mail Absentee	Early Voting Absentee	Provisional
REP Donald J. Trump and Michael R. Pence	515	89.57%		275	76	160	4
DEM Joseph R. Biden and Kamala D. Harris	53	9.22%		20	17	16	0
LIB Jo Jorgensen and Spike Cohen	4	0.70%		1	2	1	0
Howie Hawkins and Angela Walker	3	0.52%		1	2	0	0
Write-In: Brian Carrol and Amar Patel	0	0.00%		0	0	0	0
Write-In: Jade Simmons and Claudeliah J. Roze	0	0.00%		0	0	0	0
Write-In Totals	0	0.00%		0	0	0	0
Not Assigned	0	0.00%		0	0	0	0
Total Votes Cast	575	100.00%		297	97	177	4
Overvotes	0			0	0	0	0
Undervotes	4			3	1	0	0
Contest Totals	579			300	98	177	4

For Representative to Congress (8th District) 8TH CONGRESSIONAL

Vote For 1

	TOTAL	VOTE %		Polling Place	Mail Absentee	Early Voting Absentee	Provisional
REP Warren Davidson	508	89.91%		266	80	159	3
DEM Vanessa Enoch	57	10.09%		25	17	15	0
Write-In: Isaac Reed	0	0.00%		0	0	0	0
Write-In Totals	0	0.00%		0	0	0	0
Not Assigned	0	0.00%		0	0	0	0
Total Votes Cast	565	100.00%		291	97	174	3
Overvotes	0			0	0	0	0
Undervotes	14			9	1	3	1
Contest Totals	579			300	98	177	4

ALLEN TWP., NEW WESTON & ROSSBURG

For State Senator (12th District) 12TH SENATE

Vote For 1

	TOTAL	VOTE %		Polling Place	Mail Absentee	Early Voting Absentee	Provisional
REP Matt Huffman	506	90.36%		269	79	154	4
DEM Ken Poling	54	9.64%		22	17	15	0
Total Votes Cast	560	100.00%		291	96	169	4
Overvotes	0			0	0	0	0
Undervotes	19			9	2	8	0
Contest Totals	579			300	98	177	4

For State Representative (84th District) 84TH HOUSE

Vote For 1

	TOTAL	VOTE %		Polling Place	Mail Absentee	Early Voting Absentee	Provisional
REP Susan Manchester	497	89.23%		266	75	152	4
DEM Joseph A. Monbeck	60	10.77%		23	20	17	0
Total Votes Cast	557	100.00%		289	95	169	4
Overvotes	0			0	0	0	0
Undervotes	22			11	3	8	0
Contest Totals	579			300	98	177	4

For County Commissioner (Full term commencing 1-2-2021) COUNTY

Vote For 1

	TOTAL	VOTE %		Polling Place	Mail Absentee	Early Voting Absentee	Provisional
REP Matthew Aultman	503	100.00%		274	78	148	3
Total Votes Cast	503	100.00%		274	78	148	3
Overvotes	0			0	0	0	0
Undervotes	76			26	20	29	1
Contest Totals	579			300	98	177	4

For County Commissioner (Full term commencing 1-3-2021) COUNTY



Vote For 1

	TOTAL	VOTE %		Polling Place	Mail Absentee	Early Voting Absentee	Provisional
REP Larry Holmes	504	100.00%		266	81	153	4
Total Votes Cast	504	100.00%		266	81	153	4
Overvotes	0			0	0	0	0
Undervotes	75			34	17	24	0
Contest Totals	579			300	98	177	4

ALLEN TWP., NEW WESTON & ROSSBURG



For Prosecuting Attorney COUNTY

Vote For 1

	TOTAL	VOTE %		Polling Place	Mail Absentee	Early Voting Absentee	Provisional
REP R. Kelly Ormsby, III	501	100.00%		262	82	153	4
Total Votes Cast	501	100.00%		262	82	153	4
Overvotes	0			0	0	0	0
Undervotes	78			38	16	24	0
Contest Totals	579			300	98	177	4



For Clerk of the Court of Common Pleas COUNTY

Vote For 1

	TOTAL	VOTE %		Polling Place	Mail Absentee	Early Voting Absentee	Provisional
REP Cindy Pike	506	100.00%		266	87	150	3
Total Votes Cast	506	100.00%		266	87	150	3
Overvotes	0			0	0	0	0
Undervotes	73			34	11	27	1
Contest Totals	579			300	98	177	4



For Sheriff COUNTY

Vote For 1

	TOTAL	VOTE %		Polling Place	Mail Absentee	Early Voting Absentee	Provisional
REP Toby L. Spencer	507	100.00%		270	82	151	4
Total Votes Cast	507	100.00%		270	82	151	4
Overvotes	0			0	0	0	0
Undervotes	72			30	16	26	0
Contest Totals	579			300	98	177	4

For County Recorder COUNTY

Vote For 1

	TOTAL	VOTE %		Polling Place	Mail Absentee	Early Voting Absentee	Provisional
REP Linda Stachler	507	100.00%		265	84	154	4
Total Votes Cast	507	100.00%		265	84	154	4
Overvotes	0			0	0	0	0
Undervotes	72			35	14	23	0
Contest Totals	579			300	98	177	4

ALLEN TWP., NEW WESTON & ROSSBURG

For County Treasurer COUNTY

Vote For 1

	TOTAL	VOTE %		Polling Place	Mail Absentee	Early Voting Absentee	Provisional
DEM Scott J. Zumbrink	401	100.00%		193	69	136	3
Total Votes Cast	401	100.00%		193	69	136	3
Overvotes	0			0	0	0	0
Undervotes	178			107	29	41	1
Contest Totals	579			300	98	177	4

For County Engineer COUNTY

Vote For 1

	TOTAL	VOTE %		Polling Place	Mail Absentee	Early Voting Absentee	Provisional
DEM Jim Surber	347	100.00%		174	64	106	3
Total Votes Cast	347	100.00%		174	64	106	3
Overvotes	0			0	0	0	0
Undervotes	232			126	34	71	1
Contest Totals	579			300	98	177	4

For Coroner COUNTY

Vote For 1

	TOTAL	VOTE %		Polling Place	Mail Absentee	Early Voting Absentee	Provisional
REP Timothy Kathman	490	100.00%		255	81	150	4
Total Votes Cast	490	100.00%		255	81	150	4
Overvotes	0			0	0	0	0
Undervotes	89			45	17	27	0
Contest Totals	579			300	98	177	4

For Member of the State Board of Education (1st District) 1st Dist StBd of Ed

Vote For 1

	TOTAL	VOTE %		Polling Place	Mail Absentee	Early Voting Absentee	Provisional
Diana M. Fessler	415	100.00%		219	67	126	3
Total Votes Cast	415	100.00%		219	67	126	3
Overvotes	0			0	0	0	0
Undervotes	164			81	31	51	1
Contest Totals	579			300	98	177	4

ALLEN TWP., NEW WESTON & ROSSBURG

For Justice of the Supreme Court (Full Term Commencing 1-1-2021)

Vote For 1

	TOTAL	VOTE %		Polling Place	Mail Absentee	Early Voting Absentee	Provisional
Sharon L. Kennedy	377	77.10%		202	67	106	2
John P. O'Donnell	112	22.90%		57	21	32	2
Total Votes Cast	489	100.00%		259	88	138	4
Overvotes	0			0	0	0	0
Undervotes	90			41	10	39	0
Contest Totals	579			300	98	177	4

For Justice of The Supreme Court (Full Term Commencing 1-2-2021)

Vote For 1

	TOTAL	VOTE %		Polling Place	Mail Absentee	Early Voting Absentee	Provisional
Judi French	244	51.69%		125	52	66	1
Jennifer Brunner	228	48.31%		121	35	69	3
Total Votes Cast	472	100.00%		246	87	135	4
Overvotes	0			0	0	0	0
Undervotes	107			54	11	42	0
Contest Totals	579			300	98	177	4

For Judge of the Court of Appeals (2nd District) 2nd Dist. Ct of App

Vote For 1

	TOTAL	VOTE %		Polling Place	Mail Absentee	Early Voting Absentee	Provisional
Chris Epley	328	75.40%		166	60	99	3
Marshall G. Lachman	107	24.60%		56	21	29	1
Total Votes Cast	435	100.00%		222	81	128	4
Overvotes	0			0	0	0	0
Undervotes	144			78	17	49	0
Contest Totals	579			300	98	177	4

For Judge of the Court of Common Pleas (Juvenile/Probate Division) COUNTY

Vote For 1

	TOTAL	VOTE %		Polling Place	Mail Absentee	Early Voting Absentee	Provisional
Jason Aslinger	434	100.00%		227	70	133	4
Total Votes Cast	434	100.00%		227	70	133	4
Overvotes	0			0	0	0	0
Undervotes	145			73	28	44	0
Contest Totals	579			300	98	177	4

ALLEN TWP., NEW WESTON & ROSSBURG

Issue 2 - Renewal (3.2) mills ROSSBURG

Vote For 1

	TOTAL	VOTE %		Polling Place	Mail Absentee	Early Voting Absentee	Provisional
For the Tax Levy	59	67.05%		22	13	23	1
Against the Tax Levy	29	32.95%		14	4	10	1
Total Votes Cast	88	100.00%		36	17	33	2
Overvotes	0			0	0	0	0
Undervotes	3			1	1	1	0
Contest Totals	91			37	18	34	2

Issue 3 - Renewal (4) mills ROSSBURG

Vote For 1

	TOTAL	VOTE %		Polling Place	Mail Absentee	Early Voting Absentee	Provisional
For the Tax Levy	59	67.82%		23	13	22	1
Against the Tax Levy	28	32.18%		12	4	11	1
Total Votes Cast	87	100.00%		35	17	33	2
Overvotes	0			0	0	0	0
Undervotes	4			2	1	1	0
Contest Totals	91			37	18	34	2

Issue 8 - Renewal (0.75%) MISSISSINAWA LSD

Vote For 1

	TOTAL	VOTE %		Polling Place	Mail Absentee	Early Voting Absentee	Provisional
For the Tax	72	54.96%		37	13	22	0
Against the Tax	59	45.04%		36	7	16	0
Total Votes Cast	131	100.00%		73	20	38	0
Overvotes	0			0	0	0	0
Undervotes	6			1	1	4	0
Contest Totals	137			74	21	42	0

Issue 10 - Renewal 2.18 mills MIAMI VALLEY CTC




Vote For 1

	TOTAL	VOTE %		Polling Place	Mail Absentee	Early Voting Absentee	Provisional
For the Tax Levy	241	57.38%		114	39	86	2
Against the Tax Levy	179	42.62%		96	24	57	2
Total Votes Cast	420	100.00%		210	63	143	4
Overvotes	0			0	0	0	0
Undervotes	19			7	8	4	0
Contest Totals	439			217	71	147	4

ALLEN TWP., NEW WESTON & ROSSBURG




Issue 11 - Replacement (2.5) mills S. CENTRAL MERCER

Vote For 1

	TOTAL	VOTE %		Polling Place	Mail Absentee	Early Voting Absentee	Provisional
For the Tax Levy	34	87.18%		20	7	7	0
Against the Tax Levy	5	12.82%		4	0	1	0
Total Votes Cast	39	100.00%		24	7	8	0
Overvotes	0			0	0	0	0
Undervotes	2			1	0	1	0
Contest Totals	41			25	7	9	0

Issue 1 - Additional (0.5) mill - Darke County Park District Levy

Vote For 1

	TOTAL	VOTE %		Polling Place	Mail Absentee	Early Voting Absentee	Provisional
For the Tax Levy	273	50.74%		124	55	92	2
Against the Tax Levy	265	49.26%		153	33	77	2
Total Votes Cast	538	100.00%		277	88	169	4
Overvotes	0			0	0	0	0
Undervotes	41			23	10	8	0
Contest Totals	579			300	98	177	4

BROWN TWP. & ANSONIA

Statistics

	TOTAL	Polling Place	Mail Absentee	Early Voting Absentee	Provisional
Registered Voters - Total	1,254				
Ballots Cast - Total	987	467	175	325	20
Ballots Cast - Blank	0	0	0	0	0
Voter Turnout - Total	78.71%				

For President and Vice President

Vote For 1

	TOTAL	VOTE %	Polling Place	Mail Absentee	Early Voting Absentee	Provisional
REP Donald J. Trump and Michael R. Pence	801	81.82%	411	105	267	18
DEM Joseph R. Biden and Kamala D. Harris	163	16.65%	42	66	53	2
LIB Jo Jorgensen and Spike Cohen	12	1.23%	7	2	3	0
Howie Hawkins and Angela Walker	2	0.20%	2	0	0	0
Write-In: Brian Carrol and Amar Patel	0	0.00%	0	0	0	0
Write-In: Jade Simmons and Claudeliah J. Roze	0	0.00%	0	0	0	0
Write-In Totals	1	0.10%	0	1	0	0
Not Assigned	1	0.10%	0	1	0	0
Total Votes Cast	979	100.00%	462	174	323	20
Overvotes	0		0	0	0	0
Undervotes	8		5	1	2	0
Contest Totals	987		467	175	325	20

For Representative to Congress (8th District) 8TH CONGRESSIONAL

Vote For 1

	TOTAL	VOTE %	Polling Place	Mail Absentee	Early Voting Absentee	Provisional
REP Warren Davidson	791	82.14%	402	108	265	16
DEM Vanessa Enoch	172	17.86%	58	56	55	3
Write-In: Isaac Reed	0	0.00%	0	0	0	0
Write-In Totals	0	0.00%	0	0	0	0
Not Assigned	0	0.00%	0	0	0	0
Total Votes Cast	963	100.00%	460	164	320	19
Overvotes	0		0	0	0	0
Undervotes	24		7	11	5	1
Contest Totals	987		467	175	325	20

BROWN TWP. & ANSONIA

For State Senator (12th District) 12TH SENATE

Vote For 1

	TOTAL	VOTE %		Polling Place	Mail Absentee	Early Voting Absentee	Provisional
REP Matt Huffman	796	82.40%		407	112	261	16
DEM Ken Poling	170	17.60%		51	58	58	3
Total Votes Cast	966	100.00%		458	170	319	19
Overvotes	0			0	0	0	0
Undervotes	21			9	5	6	1
Contest Totals	987			467	175	325	20

For State Representative (84th District) 84TH HOUSE

Vote For 1

	TOTAL	VOTE %		Polling Place	Mail Absentee	Early Voting Absentee	Provisional
REP Susan Manchester	793	82.52%		401	110	266	16
DEM Joseph A. Monbeck	168	17.48%		55	57	53	3
Total Votes Cast	961	100.00%		456	167	319	19
Overvotes	0			0	0	0	0
Undervotes	26			11	8	6	1
Contest Totals	987			467	175	325	20

For County Commissioner (Full term commencing 1-2-2021) COUNTY

Vote For 1

	TOTAL	VOTE %		Polling Place	Mail Absentee	Early Voting Absentee	Provisional
REP Matthew Aultman	875	100.00%		429	138	292	16
Total Votes Cast	875	100.00%		429	138	292	16
Overvotes	0			0	0	0	0
Undervotes	112			38	37	33	4
Contest Totals	987			467	175	325	20

For County Commissioner (Full term commencing 1-3-2021) COUNTY

Vote For 1

	TOTAL	VOTE %		Polling Place	Mail Absentee	Early Voting Absentee	Provisional
REP Larry Holmes	869	100.00%		428	140	285	16
Total Votes Cast	869	100.00%		428	140	285	16
Overvotes	0			0	0	0	0
Undervotes	118			39	35	40	4
Contest Totals	987			467	175	325	20

BROWN TWP. & ANSONIA

For Prosecuting Attorney COUNTY

Vote For 1

	TOTAL	VOTE %		Polling Place	Mail Absentee	Early Voting Absentee	Provisional
REP R. Kelly Ormsby, III	870	100.00%	<div style="width: 100%; height: 10px; background-color: #ffc107;"></div>	430	143	281	16
Total Votes Cast	870	100.00%	<div style="width: 100%; height: 10px; background-color: #ffc107;"></div>	430	143	281	16
Overvotes	0			0	0	0	0
Undervotes	117			37	32	44	4
Contest Totals	987			467	175	325	20

For Clerk of the Court of Common Pleas COUNTY

Vote For 1

	TOTAL	VOTE %		Polling Place	Mail Absentee	Early Voting Absentee	Provisional
REP Cindy Pike	892	100.00%	<div style="width: 100%; height: 10px; background-color: #ffc107;"></div>	439	147	289	17
Total Votes Cast	892	100.00%	<div style="width: 100%; height: 10px; background-color: #ffc107;"></div>	439	147	289	17
Overvotes	0			0	0	0	0
Undervotes	95			28	28	36	3
Contest Totals	987			467	175	325	20

For Sheriff COUNTY

Vote For 1

	TOTAL	VOTE %		Polling Place	Mail Absentee	Early Voting Absentee	Provisional
REP Toby L. Spencer	896	100.00%	<div style="width: 100%; height: 10px; background-color: #ffc107;"></div>	441	146	292	17
Total Votes Cast	896	100.00%	<div style="width: 100%; height: 10px; background-color: #ffc107;"></div>	441	146	292	17
Overvotes	0			0	0	0	0
Undervotes	91			26	29	33	3
Contest Totals	987			467	175	325	20

For County Recorder COUNTY

Vote For 1

	TOTAL	VOTE %		Polling Place	Mail Absentee	Early Voting Absentee	Provisional
REP Linda Stachler	879	100.00%	<div style="width: 100%; height: 10px; background-color: #ffc107;"></div>	435	141	287	16
Total Votes Cast	879	100.00%	<div style="width: 100%; height: 10px; background-color: #ffc107;"></div>	435	141	287	16
Overvotes	0			0	0	0	0
Undervotes	108			32	34	38	4
Contest Totals	987			467	175	325	20

BROWN TWP. & ANSONIA

For County Treasurer COUNTY

Vote For 1

	TOTAL	VOTE %		Polling Place	Mail Absentee	Early Voting Absentee	Provisional
DEM Scott J. Zumbrink	692	100.00%	<div style="width: 100%; height: 10px; background-color: #ffc107;"></div>	315	143	224	10
Total Votes Cast	692	100.00%	<div style="width: 100%; height: 10px; background-color: #ffc107;"></div>	315	143	224	10
Overvotes	0			0	0	0	0
Undervotes	295			152	32	101	10
Contest Totals	987			467	175	325	20

For County Engineer COUNTY

Vote For 1

	TOTAL	VOTE %		Polling Place	Mail Absentee	Early Voting Absentee	Provisional
DEM Jim Surber	604	100.00%	<div style="width: 100%; height: 10px; background-color: #ffc107;"></div>	282	126	190	6
Total Votes Cast	604	100.00%	<div style="width: 100%; height: 10px; background-color: #ffc107;"></div>	282	126	190	6
Overvotes	0			0	0	0	0
Undervotes	383			185	49	135	14
Contest Totals	987			467	175	325	20

For Coroner COUNTY

Vote For 1

	TOTAL	VOTE %		Polling Place	Mail Absentee	Early Voting Absentee	Provisional
REP Timothy Kathman	883	100.00%	<div style="width: 100%; height: 10px; background-color: #ffc107;"></div>	435	144	287	17
Total Votes Cast	883	100.00%	<div style="width: 100%; height: 10px; background-color: #ffc107;"></div>	435	144	287	17
Overvotes	0			0	0	0	0
Undervotes	104			32	31	38	3
Contest Totals	987			467	175	325	20

For Member of the State Board of Education (1st District) 1st Dist StBd of Ed

Vote For 1

	TOTAL	VOTE %		Polling Place	Mail Absentee	Early Voting Absentee	Provisional
Diana M. Fessler	737	100.00%	<div style="width: 100%; height: 10px; background-color: #ffc107;"></div>	363	121	241	12
Total Votes Cast	737	100.00%	<div style="width: 100%; height: 10px; background-color: #ffc107;"></div>	363	121	241	12
Overvotes	0			0	0	0	0
Undervotes	250			104	54	84	8
Contest Totals	987			467	175	325	20

BROWN TWP. & ANSONIA

For Justice of the Supreme Court (Full Term Commencing 1-1-2021)

Vote For 1

	TOTAL	VOTE %		Polling Place	Mail Absentee	Early Voting Absentee	Provisional
Sharon L. Kennedy	579	69.34%		285	93	195	6
John P. O'Donnell	256	30.66%		119	61	72	4
Total Votes Cast	835	100.00%		404	154	267	10
Overvotes	0			0	0	0	0
Undervotes	152			63	21	58	10
Contest Totals	987			467	175	325	20

For Justice of The Supreme Court (Full Term Commencing 1-2-2021)

Vote For 1

	TOTAL	VOTE %		Polling Place	Mail Absentee	Early Voting Absentee	Provisional
Judi French	445	54.60%		225	77	142	1
Jennifer Brunner	370	45.40%		172	72	117	9
Total Votes Cast	815	100.00%		397	149	259	10
Overvotes	0			0	0	0	0
Undervotes	172			70	26	66	10
Contest Totals	987			467	175	325	20

For Judge of the Court of Appeals (2nd District) 2nd Dist. Ct of App

Vote For 1

	TOTAL	VOTE %		Polling Place	Mail Absentee	Early Voting Absentee	Provisional
Chris Epley	438	57.33%		208	77	147	6
Marshall G. Lachman	326	42.67%		165	67	90	4
Total Votes Cast	764	100.00%		373	144	237	10
Overvotes	0			0	0	0	0
Undervotes	223			94	31	88	10
Contest Totals	987			467	175	325	20

For Judge of the Court of Common Pleas (Juvenile/Probate Division) COUNTY

Vote For 1

	TOTAL	VOTE %		Polling Place	Mail Absentee	Early Voting Absentee	Provisional
Jason Aslinger	788	100.00%		396	123	260	9
Total Votes Cast	788	100.00%		396	123	260	9
Overvotes	0			0	0	0	0
Undervotes	199			71	52	65	11
Contest Totals	987			467	175	325	20

BROWN TWP. & ANSONIA

Issue 5 - Renewal (1) mill BROWN TWP

Vote For 1

	TOTAL	VOTE %		Polling Place	Mail Absentee	Early Voting Absentee	Provisional
For the Tax Levy	697	73.45%		324	128	234	11
Against the Tax Levy	252	26.55%		126	40	80	6
Total Votes Cast	949	100.00%		450	168	314	17
Overvotes	0			0	0	0	0
Undervotes	38			17	7	11	3
Contest Totals	987			467	175	325	20

Issue 8 - Renewal (0.75%) MISSISSINAWA LSD

Vote For 1

	TOTAL	VOTE %		Polling Place	Mail Absentee	Early Voting Absentee	Provisional
Against the Tax	21	72.41%		7	1	12	1
For the Tax	8	27.59%		5	0	3	0
Total Votes Cast	29	100.00%		12	1	15	1
Overvotes	0			0	0	0	0
Undervotes	1			1	0	0	0
Contest Totals	30			13	1	15	1

Issue 10 - Renewal 2.18 mills MIAMI VALLEY CTC

Vote For 1

	TOTAL	VOTE %		Polling Place	Mail Absentee	Early Voting Absentee	Provisional
For the Tax Levy	587	62.38%		282	97	196	12
Against the Tax Levy	354	37.62%		164	72	112	6
Total Votes Cast	941	100.00%		446	169	308	18
Overvotes	0			0	0	0	0
Undervotes	46			21	6	17	2
Contest Totals	987			467	175	325	20

Issue 1 - Additional (0.5) mill - Darke County Park District Levy

Vote For 1

	TOTAL	VOTE %		Polling Place	Mail Absentee	Early Voting Absentee	Provisional
For the Tax Levy	553	58.58%		282	86	173	12
Against the Tax Levy	391	41.42%		165	83	137	6
Total Votes Cast	944	100.00%		447	169	310	18
Overvotes	0			0	0	0	0
Undervotes	43			20	6	15	2
Contest Totals	987			467	175	325	20










BUTLER TWP.

Statistics

	TOTAL	Polling Place	Mail Absentee	Early Voting Absentee	Provisional
Registered Voters - Total	875				
Ballots Cast - Total	712	355	124	224	9
Ballots Cast - Blank	0	0	0	0	0
Voter Turnout - Total	81.37%				







For President and Vice President

Vote For 1

	TOTAL	VOTE %		Polling Place	Mail Absentee	Early Voting Absentee	Provisional
REP Donald J. Trump and Michael R. Pence	630	89.24%		330	85	209	6
DEM Joseph R. Biden and Kamala D. Harris	72	10.20%		22	35	13	2
LIB Jo Jorgensen and Spike Cohen	4	0.57%		2	1	1	0
Howie Hawkins and Angela Walker	0	0.00%		0	0	0	0
Write-In: Brian Carrol and Amar Patel	0	0.00%		0	0	0	0
Write-In: Jade Simmons and Claudeliah J. Roze	0	0.00%		0	0	0	0
Write-In Totals	0	0.00%		0	0	0	0
Not Assigned	0	0.00%		0	0	0	0
Total Votes Cast	706	100.00%		354	121	223	8
Overvotes	4			0	3	0	1
Undervotes	2			1	0	1	0
Contest Totals	712			355	124	224	9

For Representative to Congress (8th District) 8TH CONGRESSIONAL

Vote For 1

	TOTAL	VOTE %		Polling Place	Mail Absentee	Early Voting Absentee	Provisional
REP Warren Davidson	627	90.09%		327	85	210	5
DEM Vanessa Enoch	68	9.77%		19	35	11	3
Write-In: Isaac Reed	1	0.14%		1	0	0	0
Write-In Totals	1	0.14%		1	0	0	0
Not Assigned	0	0.00%		0	0	0	0
Total Votes Cast	696	100.00%		347	120	221	8
Overvotes	2			0	2	0	0
Undervotes	14			8	2	3	1
Contest Totals	712			355	124	224	9

PRECINCTS RESULTS REPORT

Official Count
November 3, 2020

GENERAL ELECTION

Final Results
DARKE COUNTY

BUTLER TWP.

For State Representative (80th District) 80TH HOUSE

Vote For 1

	TOTAL	VOTE %		Polling Place	Mail Absentee	Early Voting Absentee	Provisional
REP Jena Powell	627	89.57%		327	83	210	7
DEM Ted Jones	73	10.43%		23	36	12	2
Total Votes Cast	700	100.00%		350	119	222	9
Overvotes	1			0	1	0	0
Undervotes	11			5	4	2	0
Contest Totals	712			355	124	224	9

For County Commissioner (Full term commencing 1-2-2021) COUNTY

Vote For 1

	TOTAL	VOTE %		Polling Place	Mail Absentee	Early Voting Absentee	Provisional
REP Matthew Aultman	645	100.00%		331	96	210	8
Total Votes Cast	645	100.00%		331	96	210	8
Overvotes	0			0	0	0	0
Undervotes	67			24	28	14	1
Contest Totals	712			355	124	224	9

For County Commissioner (Full term commencing 1-3-2021) COUNTY

Vote For 1

	TOTAL	VOTE %		Polling Place	Mail Absentee	Early Voting Absentee	Provisional
REP Larry Holmes	622	100.00%		323	86	206	7
Total Votes Cast	622	100.00%		323	86	206	7
Overvotes	0			0	0	0	0
Undervotes	90			32	38	18	2
Contest Totals	712			355	124	224	9

For Prosecuting Attorney COUNTY



Vote For 1

	TOTAL	VOTE %		Polling Place	Mail Absentee	Early Voting Absentee	Provisional
REP R. Kelly Ormsby, III	631	100.00%		329	94	200	8
Total Votes Cast	631	100.00%		329	94	200	8
Overvotes	0			0	0	0	0
Undervotes	81			26	30	24	1
Contest Totals	712			355	124	224	9

BUTLER TWP.



For Clerk of the Court of Common Pleas COUNTY

Vote For 1

	TOTAL	VOTE %		Polling Place	Mail Absentee	Early Voting Absentee	Provisional
REP Cindy Pike	641	100.00%		330	91	212	8
Total Votes Cast	641	100.00%		330	91	212	8
Overvotes	0			0	0	0	0
Undervotes	71			25	33	12	1
Contest Totals	712			355	124	224	9



For Sheriff COUNTY

Vote For 1

	TOTAL	VOTE %		Polling Place	Mail Absentee	Early Voting Absentee	Provisional
REP Toby L. Spencer	652	100.00%		333	104	208	7
Total Votes Cast	652	100.00%		333	104	208	7
Overvotes	0			0	0	0	0
Undervotes	60			22	20	16	2
Contest Totals	712			355	124	224	9



For County Recorder COUNTY

Vote For 1

	TOTAL	VOTE %		Polling Place	Mail Absentee	Early Voting Absentee	Provisional
REP Linda Stachler	640	100.00%		328	94	210	8
Total Votes Cast	640	100.00%		328	94	210	8
Overvotes	0			0	0	0	0
Undervotes	72			27	30	14	1
Contest Totals	712			355	124	224	9

For County Treasurer COUNTY



Vote For 1

	TOTAL	VOTE %		Polling Place	Mail Absentee	Early Voting Absentee	Provisional
DEM Scott J. Zumbrink	435	100.00%		201	94	132	8
Total Votes Cast	435	100.00%		201	94	132	8
Overvotes	0			0	0	0	0
Undervotes	277			154	30	92	1
Contest Totals	712			355	124	224	9

BUTLER TWP.



For County Engineer COUNTY

Vote For 1

	TOTAL	VOTE %		Polling Place	Mail Absentee	Early Voting Absentee	Provisional
DEM Jim Surber	390	100.00%		189	80	114	7
Total Votes Cast	390	100.00%		189	80	114	7
Overvotes	0			0	0	0	0
Undervotes	322			166	44	110	2
Contest Totals	712			355	124	224	9




For Coroner COUNTY

Vote For 1

	TOTAL	VOTE %		Polling Place	Mail Absentee	Early Voting Absentee	Provisional
REP Timothy Kathman	636	100.00%		326	97	206	7
Total Votes Cast	636	100.00%		326	97	206	7
Overvotes	0			0	0	0	0
Undervotes	76			29	27	18	2
Contest Totals	712			355	124	224	9




For Justice of the Supreme Court (Full Term Commencing 1-1-2021)

Vote For 1

	TOTAL	VOTE %		Polling Place	Mail Absentee	Early Voting Absentee	Provisional
Sharon L. Kennedy	443	73.10%		238	58	143	4
John P. O'Donnell	163	26.90%		66	46	47	4
Total Votes Cast	606	100.00%		304	104	190	8
Overvotes	0			0	0	0	0
Undervotes	106			51	20	34	1
Contest Totals	712			355	124	224	9

For Justice of The Supreme Court (Full Term Commencing 1-2-2021)

Vote For 1

	TOTAL	VOTE %		Polling Place	Mail Absentee	Early Voting Absentee	Provisional
Judi French	355	61.00%		182	57	112	4
Jennifer Brunner	227	39.00%		103	50	71	3
Total Votes Cast	582	100.00%		285	107	183	7
Overvotes	0			0	0	0	0
Undervotes	130			70	17	41	2
Contest Totals	712			355	124	224	9

BUTLER TWP.

For Judge of the Court of Appeals (2nd District) 2nd Dist. Ct of App

Vote For 1

	TOTAL	VOTE %		Polling Place	Mail Absentee	Early Voting Absentee	Provisional
Chris Epley	364	67.91%		178	66	117	3
Marshall G. Lachman	172	32.09%		81	40	46	5
Total Votes Cast	536	100.00%		259	106	163	8
Overvotes	0			0	0	0	0
Undervotes	176			96	18	61	1
Contest Totals	712			355	124	224	9

For Judge of the Court of Common Pleas (Juvenile/Probate Division) COUNTY

Vote For 1

	TOTAL	VOTE %		Polling Place	Mail Absentee	Early Voting Absentee	Provisional
Jason Aslinger	558	100.00%		278	90	182	8
Total Votes Cast	558	100.00%		278	90	182	8
Overvotes	0			0	0	0	0
Undervotes	154			77	34	42	1
Contest Totals	712			355	124	224	9

Issue 10 - Renewal 2.18 mills MIAMI VALLEY CTC

Vote For 1

	TOTAL	VOTE %		Polling Place	Mail Absentee	Early Voting Absentee	Provisional
For the Tax Levy	443	63.38%		229	72	135	7
Against the Tax Levy	256	36.62%		119	48	87	2
Total Votes Cast	699	100.00%		348	120	222	9
Overvotes	0			0	0	0	0
Undervotes	13			7	4	2	0
Contest Totals	712			355	124	224	9

Issue 1 - Additional (0.5) mill - Darke County Park District Levy

Vote For 1

	TOTAL	VOTE %		Polling Place	Mail Absentee	Early Voting Absentee	Provisional
For the Tax Levy	368	53.41%		175	69	116	8
Against the Tax Levy	321	46.59%		163	53	104	1
Total Votes Cast	689	100.00%		338	122	220	9
Overvotes	0			0	0	0	0
Undervotes	23			17	2	4	0
Contest Totals	712			355	124	224	9

PRECINCTS RESULTS REPORT

Official Count
November 3, 2020

GENERAL ELECTION

Final Results
DARKE COUNTY










FRANKLIN TWP.

Statistics

	TOTAL	Polling Place	Mail Absentee	Early Voting Absentee	Provisional
Registered Voters - Total	689				
Ballots Cast - Total	587	326	98	152	11
Ballots Cast - Blank	0	0	0	0	0
Voter Turnout - Total	85.20%				







For President and Vice President

Vote For 1

	TOTAL	VOTE %		Polling Place	Mail Absentee	Early Voting Absentee	Provisional
REP Donald J. Trump and Michael R. Pence	502	86.11%		294	66	131	11
DEM Joseph R. Biden and Kamala D. Harris	77	13.21%		27	30	20	0
Howie Hawkins and Angela Walker	2	0.34%		1	0	1	0
LIB Jo Jorgensen and Spike Cohen	2	0.34%		2	0	0	0
Write-In: Brian Carrol and Amar Patel	0	0.00%		0	0	0	0
Write-In: Jade Simmons and Claudeliah J. Roze	0	0.00%		0	0	0	0
Write-In Totals	0	0.00%		0	0	0	0
Not Assigned	0	0.00%		0	0	0	0
Total Votes Cast	583	100.00%		324	96	152	11
Overvotes	0			0	0	0	0
Undervotes	4			2	2	0	0
Contest Totals	587			326	98	152	11

For Representative to Congress (8th District) 8TH CONGRESSIONAL

Vote For 1

	TOTAL	VOTE %		Polling Place	Mail Absentee	Early Voting Absentee	Provisional
REP Warren Davidson	504	87.80%		293	69	131	11
DEM Vanessa Enoch	69	12.02%		25	26	18	0
Write-In: Isaac Reed	0	0.00%		0	0	0	0
Write-In Totals	1	0.17%		1	0	0	0
Not Assigned	1	0.17%		1	0	0	0
Total Votes Cast	574	100.00%		319	95	149	11
Overvotes	0			0	0	0	0
Undervotes	13			7	3	3	0
Contest Totals	587			326	98	152	11

PRECINCTS RESULTS REPORT

Official Count
November 3, 2020

GENERAL ELECTION

Final Results
DARKE COUNTY

FRANKLIN TWP.

For State Representative (80th District) 80TH HOUSE

Vote For 1

	TOTAL	VOTE %		Polling Place	Mail Absentee	Early Voting Absentee	Provisional
REP Jena Powell	502	87.30%		294	68	130	10
DEM Ted Jones	73	12.70%		25	28	19	1
Total Votes Cast	575	100.00%		319	96	149	11
Overvotes	0			0	0	0	0
Undervotes	12			7	2	3	0
Contest Totals	587			326	98	152	11

For County Commissioner (Full term commencing 1-2-2021) COUNTY

Vote For 1

	TOTAL	VOTE %		Polling Place	Mail Absentee	Early Voting Absentee	Provisional
REP Matthew Aultman	522	100.00%		303	70	139	10
Total Votes Cast	522	100.00%		303	70	139	10
Overvotes	0			0	0	0	0
Undervotes	65			23	28	13	1
Contest Totals	587			326	98	152	11

For County Commissioner (Full term commencing 1-3-2021) COUNTY

Vote For 1

	TOTAL	VOTE %		Polling Place	Mail Absentee	Early Voting Absentee	Provisional
REP Larry Holmes	514	100.00%		298	71	135	10
Total Votes Cast	514	100.00%		298	71	135	10
Overvotes	0			0	0	0	0
Undervotes	73			28	27	17	1
Contest Totals	587			326	98	152	11

For Prosecuting Attorney COUNTY

Vote For 1

	TOTAL	VOTE %		Polling Place	Mail Absentee	Early Voting Absentee	Provisional
REP R. Kelly Ormsby, III	517	100.00%		295	75	137	10
Total Votes Cast	517	100.00%		295	75	137	10
Overvotes	0			0	0	0	0
Undervotes	70			31	23	15	1
Contest Totals	587			326	98	152	11

PRECINCTS RESULTS REPORT

Official Count
November 3, 2020



GENERAL ELECTION

Final Results
DARKE COUNTY

FRANKLIN TWP.



For Clerk of the Court of Common Pleas COUNTY

Vote For 1

	TOTAL	VOTE %		Polling Place	Mail Absentee	Early Voting Absentee	Provisional
REP Cindy Pike	532	100.00%		305	78	139	10
Total Votes Cast	532	100.00%		305	78	139	10
Overvotes	0			0	0	0	0
Undervotes	55			21	20	13	1
Contest Totals	587			326	98	152	11



For Sheriff COUNTY

Vote For 1

	TOTAL	VOTE %		Polling Place	Mail Absentee	Early Voting Absentee	Provisional
REP Toby L. Spencer	537	100.00%		304	82	141	10
Total Votes Cast	537	100.00%		304	82	141	10
Overvotes	0			0	0	0	0
Undervotes	50			22	16	11	1
Contest Totals	587			326	98	152	11



For County Recorder COUNTY

Vote For 1

	TOTAL	VOTE %		Polling Place	Mail Absentee	Early Voting Absentee	Provisional
REP Linda Stachler	518	100.00%		297	76	135	10
Total Votes Cast	518	100.00%		297	76	135	10
Overvotes	0			0	0	0	0
Undervotes	69			29	22	17	1
Contest Totals	587			326	98	152	11

For County Treasurer COUNTY

Vote For 1

	TOTAL	VOTE %		Polling Place	Mail Absentee	Early Voting Absentee	Provisional
DEM Scott J. Zumbrink	364	100.00%		199	61	100	4
Total Votes Cast	364	100.00%		199	61	100	4
Overvotes	0			0	0	0	0
Undervotes	223			127	37	52	7
Contest Totals	587			326	98	152	11

PRECINCTS RESULTS REPORT

Official Count
November 3, 2020



GENERAL ELECTION

Final Results
DARKE COUNTY

FRANKLIN TWP.



For County Engineer COUNTY

Vote For 1

	TOTAL	VOTE %		Polling Place	Mail Absentee	Early Voting Absentee	Provisional
DEM Jim Surber	339	100.00%		187	62	85	5
Total Votes Cast	339	100.00%		187	62	85	5
Overvotes	0			0	0	0	0
Undervotes	248			139	36	67	6
Contest Totals	587			326	98	152	11




For Coroner COUNTY

Vote For 1

	TOTAL	VOTE %		Polling Place	Mail Absentee	Early Voting Absentee	Provisional
REP Timothy Kathman	519	100.00%		295	75	138	11
Total Votes Cast	519	100.00%		295	75	138	11
Overvotes	0			0	0	0	0
Undervotes	68			31	23	14	0
Contest Totals	587			326	98	152	11




For Justice of the Supreme Court (Full Term Commencing 1-1-2021)

Vote For 1

	TOTAL	VOTE %		Polling Place	Mail Absentee	Early Voting Absentee	Provisional
Sharon L. Kennedy	310	65.96%		173	53	77	7
John P. O'Donnell	160	34.04%		94	27	36	3
Total Votes Cast	470	100.00%		267	80	113	10
Overvotes	0			0	0	0	0
Undervotes	117			59	18	39	1
Contest Totals	587			326	98	152	11

For Justice of The Supreme Court (Full Term Commencing 1-2-2021)

Vote For 1

	TOTAL	VOTE %		Polling Place	Mail Absentee	Early Voting Absentee	Provisional
Judi French	304	65.80%		174	54	70	6
Jennifer Brunner	158	34.20%		88	25	41	4
Total Votes Cast	462	100.00%		262	79	111	10
Overvotes	0			0	0	0	0
Undervotes	125			64	19	41	1
Contest Totals	587			326	98	152	11

FRANKLIN TWP.

For Judge of the Court of Appeals (2nd District) 2nd Dist. Ct of App

Vote For 1

	TOTAL	VOTE %		Polling Place	Mail Absentee	Early Voting Absentee	Provisional
Chris Epley	267	61.66%		145	57	60	5
Marshall G. Lachman	166	38.34%		95	21	44	6
Total Votes Cast	433	100.00%		240	78	104	11
Overvotes	0			0	0	0	0
Undervotes	154			86	20	48	0
Contest Totals	587			326	98	152	11

For Judge of the Court of Common Pleas (Juvenile/Probate Division) COUNTY

Vote For 1

	TOTAL	VOTE %		Polling Place	Mail Absentee	Early Voting Absentee	Provisional
Jason Aslinger	468	100.00%		261	75	124	8
Total Votes Cast	468	100.00%		261	75	124	8
Overvotes	0			0	0	0	0
Undervotes	119			65	23	28	3
Contest Totals	587			326	98	152	11

Issue 7 - Renewal (5.5) mills GREENVILLE CITY SD

Vote For 1

	TOTAL	VOTE %		Polling Place	Mail Absentee	Early Voting Absentee	Provisional
For the Tax Levy	0			0	0	0	0
Against the Tax Levy	0			0	0	0	0
Total Votes Cast	0			0	0	0	0
Overvotes	0			0	0	0	0
Undervotes	0			0	0	0	0
Contest Totals	0			0	0	0	0

Issue 10 - Renewal 2.18 mills MIAMI VALLEY CTC




Vote For 1

	TOTAL	VOTE %		Polling Place	Mail Absentee	Early Voting Absentee	Provisional
For the Tax Levy	331	63.78%		187	53	85	6
Against the Tax Levy	188	36.22%		108	33	44	3
Total Votes Cast	519	100.00%		295	86	129	9
Overvotes	0			0	0	0	0
Undervotes	38			16	10	10	2
Contest Totals	557			311	96	139	11

FRANKLIN TWP.

Issue 1 - Additional (0.5) mill - Darke County Park District Levy

Vote For 1

	TOTAL	VOTE %		Polling Place	Mail Absentee	Early Voting Absentee	Provisional
For the Tax Levy	312	56.22%		164	58	83	7
Against the Tax Levy	243	43.78%		146	33	60	4
Total Votes Cast	555	100.00%		310	91	143	11
Overvotes	0			0	0	0	0
Undervotes	32			16	7	9	0
Contest Totals	587			326	98	152	11










GREENVILLE TWP. EAST A

Statistics

	TOTAL	Polling Place	Mail Absentee	Early Voting Absentee	Provisional
Registered Voters - Total	619				
Ballots Cast - Total	516	196	80	225	15
Ballots Cast - Blank	0	0	0	0	0
Voter Turnout - Total	83.36%				







For President and Vice President

Vote For 1

	TOTAL	VOTE %		Polling Place	Mail Absentee	Early Voting Absentee	Provisional
REP Donald J. Trump and Michael R. Pence	413	80.66%		165	53	181	14
DEM Joseph R. Biden and Kamala D. Harris	94	18.36%		25	27	41	1
LIB Jo Jorgensen and Spike Cohen	5	0.98%		4	0	1	0
Howie Hawkins and Angela Walker	0	0.00%		0	0	0	0
Write-In: Brian Carrol and Amar Patel	0	0.00%		0	0	0	0
Write-In: Jade Simmons and Claudeliah J. Roze	0	0.00%		0	0	0	0
Write-In Totals	0	0.00%		0	0	0	0
Not Assigned	0	0.00%		0	0	0	0
Total Votes Cast	512	100.00%		194	80	223	15
Overvotes	0			0	0	0	0
Undervotes	4			2	0	2	0
Contest Totals	516			196	80	225	15

For Representative to Congress (8th District) 8TH CONGRESSIONAL

Vote For 1

	TOTAL	VOTE %		Polling Place	Mail Absentee	Early Voting Absentee	Provisional
REP Warren Davidson	418	82.45%		173	52	180	13
DEM Vanessa Enoch	89	17.55%		22	26	41	0
Write-In: Isaac Reed	0	0.00%		0	0	0	0
Write-In Totals	0	0.00%		0	0	0	0
Not Assigned	0	0.00%		0	0	0	0
Total Votes Cast	507	100.00%		195	78	221	13
Overvotes	0			0	0	0	0
Undervotes	9			1	2	4	2
Contest Totals	516			196	80	225	15

GREENVILLE TWP. EAST A

For State Senator (12th District) 12TH SENATE

Vote For 1

	TOTAL	VOTE %		Polling Place	Mail Absentee	Early Voting Absentee	Provisional
REP Matt Huffman	418	82.77%		170	55	179	14
DEM Ken Poling	87	17.23%		21	23	42	1
Total Votes Cast	505	100.00%		191	78	221	15
Overvotes	0			0	0	0	0
Undervotes	11			5	2	4	0
Contest Totals	516			196	80	225	15

For State Representative (84th District) 84TH HOUSE

Vote For 1

	TOTAL	VOTE %		Polling Place	Mail Absentee	Early Voting Absentee	Provisional
REP Susan Manchester	416	83.03%		168	54	180	14
DEM Joseph A. Monbeck	85	16.97%		22	23	39	1
Total Votes Cast	501	100.00%		190	77	219	15
Overvotes	0			0	0	0	0
Undervotes	15			6	3	6	0
Contest Totals	516			196	80	225	15

For County Commissioner (Full term commencing 1-2-2021) COUNTY

Vote For 1

	TOTAL	VOTE %		Polling Place	Mail Absentee	Early Voting Absentee	Provisional
REP Matthew Aultman	460	100.00%		182	63	202	13
Total Votes Cast	460	100.00%		182	63	202	13
Overvotes	0			0	0	0	0
Undervotes	56			14	17	23	2
Contest Totals	516			196	80	225	15

For County Commissioner (Full term commencing 1-3-2021) COUNTY

Vote For 1

	TOTAL	VOTE %		Polling Place	Mail Absentee	Early Voting Absentee	Provisional
REP Larry Holmes	437	100.00%		169	62	194	12
Total Votes Cast	437	100.00%		169	62	194	12
Overvotes	0			0	0	0	0
Undervotes	79			27	18	31	3
Contest Totals	516			196	80	225	15

GREENVILLE TWP. EAST A

For Prosecuting Attorney COUNTY

Vote For 1

	TOTAL	VOTE %		Polling Place	Mail Absentee	Early Voting Absentee	Provisional
REP R. Kelly Ormsby, III	443	100.00%		172	62	196	13
Total Votes Cast	443	100.00%		172	62	196	13
Overvotes	0			0	0	0	0
Undervotes	73			24	18	29	2
Contest Totals	516			196	80	225	15

For Clerk of the Court of Common Pleas COUNTY

Vote For 1

	TOTAL	VOTE %		Polling Place	Mail Absentee	Early Voting Absentee	Provisional
REP Cindy Pike	463	100.00%		181	67	202	13
Total Votes Cast	463	100.00%		181	67	202	13
Overvotes	0			0	0	0	0
Undervotes	53			15	13	23	2
Contest Totals	516			196	80	225	15

For Sheriff COUNTY

Vote For 1

	TOTAL	VOTE %		Polling Place	Mail Absentee	Early Voting Absentee	Provisional
REP Toby L. Spencer	458	100.00%		180	69	197	12
Total Votes Cast	458	100.00%		180	69	197	12
Overvotes	0			0	0	0	0
Undervotes	58			16	11	28	3
Contest Totals	516			196	80	225	15

For County Recorder COUNTY

Vote For 1

	TOTAL	VOTE %		Polling Place	Mail Absentee	Early Voting Absentee	Provisional
REP Linda Stachler	449	100.00%		175	65	196	13
Total Votes Cast	449	100.00%		175	65	196	13
Overvotes	0			0	0	0	0
Undervotes	67			21	15	29	2
Contest Totals	516			196	80	225	15

GREENVILLE TWP. EAST A

For County Treasurer COUNTY

Vote For 1

	TOTAL	VOTE %		Polling Place	Mail Absentee	Early Voting Absentee	Provisional
DEM Scott J. Zumbrink	349	100.00%	<div style="width: 100%; height: 10px; background-color: #ffc107;"></div>	132	62	146	9
Total Votes Cast	349	100.00%	<div style="width: 100%; height: 10px; background-color: #ffc107;"></div>	132	62	146	9
Overvotes	0			0	0	0	0
Undervotes	167			64	18	79	6
Contest Totals	516			196	80	225	15

For County Engineer COUNTY

Vote For 1

	TOTAL	VOTE %		Polling Place	Mail Absentee	Early Voting Absentee	Provisional
DEM Jim Surber	315	100.00%	<div style="width: 100%; height: 10px; background-color: #ffc107;"></div>	119	59	129	8
Total Votes Cast	315	100.00%	<div style="width: 100%; height: 10px; background-color: #ffc107;"></div>	119	59	129	8
Overvotes	0			0	0	0	0
Undervotes	201			77	21	96	7
Contest Totals	516			196	80	225	15

For Coroner COUNTY

Vote For 1

	TOTAL	VOTE %		Polling Place	Mail Absentee	Early Voting Absentee	Provisional
REP Timothy Kathman	450	100.00%	<div style="width: 100%; height: 10px; background-color: #ffc107;"></div>	170	68	200	12
Total Votes Cast	450	100.00%	<div style="width: 100%; height: 10px; background-color: #ffc107;"></div>	170	68	200	12
Overvotes	0			0	0	0	0
Undervotes	66			26	12	25	3
Contest Totals	516			196	80	225	15

For Member of the State Board of Education (1st District) 1st Dist StBd of Ed

Vote For 1

	TOTAL	VOTE %		Polling Place	Mail Absentee	Early Voting Absentee	Provisional
Diana M. Fessler	373	100.00%	<div style="width: 100%; height: 10px; background-color: #ffc107;"></div>	143	65	154	11
Total Votes Cast	373	100.00%	<div style="width: 100%; height: 10px; background-color: #ffc107;"></div>	143	65	154	11
Overvotes	0			0	0	0	0
Undervotes	143			53	15	71	4
Contest Totals	516			196	80	225	15

GREENVILLE TWP. EAST A

For Justice of the Supreme Court (Full Term Commencing 1-1-2021)

Vote For 1

	TOTAL	VOTE %		Polling Place	Mail Absentee	Early Voting Absentee	Provisional
Sharon L. Kennedy	316	72.15%		116	49	145	6
John P. O'Donnell	122	27.85%		45	22	52	3
Total Votes Cast	438	100.00%		161	71	197	9
Overvotes	1			0	0	0	1
Undervotes	77			35	9	28	5
Contest Totals	516			196	80	225	15

For Justice of The Supreme Court (Full Term Commencing 1-2-2021)

Vote For 1

	TOTAL	VOTE %		Polling Place	Mail Absentee	Early Voting Absentee	Provisional
Judi French	234	55.32%		90	37	102	5
Jennifer Brunner	189	44.68%		70	33	81	5
Total Votes Cast	423	100.00%		160	70	183	10
Overvotes	0			0	0	0	0
Undervotes	93			36	10	42	5
Contest Totals	516			196	80	225	15

For Judge of the Court of Appeals (2nd District) 2nd Dist. Ct of App

Vote For 1

	TOTAL	VOTE %		Polling Place	Mail Absentee	Early Voting Absentee	Provisional
Chris Epley	268	68.19%		106	46	110	6
Marshall G. Lachman	125	31.81%		46	21	56	2
Total Votes Cast	393	100.00%		152	67	166	8
Overvotes	0			0	0	0	0
Undervotes	123			44	13	59	7
Contest Totals	516			196	80	225	15

For Judge of the Court of Common Pleas (Juvenile/Probate Division) COUNTY

Vote For 1

	TOTAL	VOTE %		Polling Place	Mail Absentee	Early Voting Absentee	Provisional
Jason Aslinger	415	100.00%		170	57	177	11
Total Votes Cast	415	100.00%		170	57	177	11
Overvotes	0			0	0	0	0
Undervotes	101			26	23	48	4
Contest Totals	516			196	80	225	15

GREENVILLE TWP. EAST A

Issue 7 - Renewal (5.5) mills GREENVILLE CITY SD

Vote For 1

	TOTAL	VOTE %		Polling Place	Mail Absentee	Early Voting Absentee	Provisional
Against the Tax Levy	253	50.91%		89	42	115	7
For the Tax Levy	244	49.09%		102	34	103	5
Total Votes Cast	497	100.00%		191	76	218	12
Overvotes	1			0	1	0	0
Undervotes	13			4	2	6	1
Contest Totals	511			195	79	224	13

Issue 10 - Renewal 2.18 mills MIAMI VALLEY CTC

Vote For 1

	TOTAL	VOTE %		Polling Place	Mail Absentee	Early Voting Absentee	Provisional
For the Tax Levy	4	100.00%		1	1	1	1
Against the Tax Levy	0	0.00%		0	0	0	0
Total Votes Cast	4	100.00%		1	1	1	1
Overvotes	0			0	0	0	0
Undervotes	1			0	0	0	1
Contest Totals	5			1	1	1	2

Issue 1 - Additional (0.5) mill - Darke County Park District Levy

Vote For 1

	TOTAL	VOTE %		Polling Place	Mail Absentee	Early Voting Absentee	Provisional
For the Tax Levy	277	55.18%		123	39	106	9
Against the Tax Levy	225	44.82%		69	39	113	4
Total Votes Cast	502	100.00%		192	78	219	13
Overvotes	0			0	0	0	0
Undervotes	14			4	2	6	2
Contest Totals	516			196	80	225	15










GREENVILLE TWP. EAST B

Statistics

	TOTAL	Polling Place	Mail Absentee	Early Voting Absentee	Provisional
Registered Voters - Total	841				
Ballots Cast - Total	722	206	129	382	5
Ballots Cast - Blank	0	0	0	0	0
Voter Turnout - Total	85.85%				







For President and Vice President

Vote For 1

	TOTAL	VOTE %		Polling Place	Mail Absentee	Early Voting Absentee	Provisional
REP Donald J. Trump and Michael R. Pence	569	79.47%		183	85	296	5
DEM Joseph R. Biden and Kamala D. Harris	136	18.99%		13	42	81	0
LIB Jo Jorgensen and Spike Cohen	10	1.40%		7	2	1	0
Howie Hawkins and Angela Walker	1	0.14%		1	0	0	0
Write-In: Brian Carrol and Amar Patel	0	0.00%		0	0	0	0
Write-In: Jade Simmons and Claudeliah J. Roze	0	0.00%		0	0	0	0
Write-In Totals	0	0.00%		0	0	0	0
Not Assigned	0	0.00%		0	0	0	0
Total Votes Cast	716	100.00%		204	129	378	5
Overvotes	0			0	0	0	0
Undervotes	6			2	0	4	0
Contest Totals	722			206	129	382	5

For Representative to Congress (8th District) 8TH CONGRESSIONAL

Vote For 1

	TOTAL	VOTE %		Polling Place	Mail Absentee	Early Voting Absentee	Provisional
REP Warren Davidson	581	82.41%		183	86	307	5
DEM Vanessa Enoch	123	17.45%		17	40	66	0
Write-In: Isaac Reed	0	0.00%		0	0	0	0
Write-In Totals	1	0.14%		1	0	0	0
Not Assigned	1	0.14%		1	0	0	0
Total Votes Cast	705	100.00%		201	126	373	5
Overvotes	0			0	0	0	0
Undervotes	17			5	3	9	0
Contest Totals	722			206	129	382	5

GREENVILLE TWP. EAST B

For State Senator (12th District) 12TH SENATE

Vote For 1

	TOTAL	VOTE %		Polling Place	Mail Absentee	Early Voting Absentee	Provisional
REP Matt Huffman	576	82.64%		181	86	304	5
DEM Ken Poling	121	17.36%		18	38	65	0
Total Votes Cast	697	100.00%		199	124	369	5
Overvotes	0			0	0	0	0
Undervotes	25			7	5	13	0
Contest Totals	722			206	129	382	5

For State Representative (84th District) 84TH HOUSE

Vote For 1

	TOTAL	VOTE %		Polling Place	Mail Absentee	Early Voting Absentee	Provisional
REP Susan Manchester	579	82.95%		184	90	300	5
DEM Joseph A. Monbeck	119	17.05%		16	34	69	0
Total Votes Cast	698	100.00%		200	124	369	5
Overvotes	0			0	0	0	0
Undervotes	24			6	5	13	0
Contest Totals	722			206	129	382	5

For County Commissioner (Full term commencing 1-2-2021) COUNTY

Vote For 1

	TOTAL	VOTE %		Polling Place	Mail Absentee	Early Voting Absentee	Provisional
REP Matthew Aultman	616	100.00%		183	97	332	4
Total Votes Cast	616	100.00%		183	97	332	4
Overvotes	0			0	0	0	0
Undervotes	106			23	32	50	1
Contest Totals	722			206	129	382	5

For County Commissioner (Full term commencing 1-3-2021) COUNTY

Vote For 1

	TOTAL	VOTE %		Polling Place	Mail Absentee	Early Voting Absentee	Provisional
REP Larry Holmes	611	100.00%		182	93	332	4
Total Votes Cast	611	100.00%		182	93	332	4
Overvotes	0			0	0	0	0
Undervotes	111			24	36	50	1
Contest Totals	722			206	129	382	5

GREENVILLE TWP. EAST B

For Prosecuting Attorney COUNTY

Vote For 1

	TOTAL	VOTE %		Polling Place	Mail Absentee	Early Voting Absentee	Provisional
REP R. Kelly Ormsby, III	603	100.00%	<div style="width: 100%; height: 10px; background-color: #ffc107;"></div>	179	94	326	4
Total Votes Cast	603	100.00%	<div style="width: 100%; height: 10px; background-color: #ffc107;"></div>	179	94	326	4
Overvotes	0			0	0	0	0
Undervotes	119			27	35	56	1
Contest Totals	722			206	129	382	5

For Clerk of the Court of Common Pleas COUNTY

Vote For 1

	TOTAL	VOTE %		Polling Place	Mail Absentee	Early Voting Absentee	Provisional
REP Cindy Pike	615	100.00%	<div style="width: 100%; height: 10px; background-color: #ffc107;"></div>	183	98	330	4
Total Votes Cast	615	100.00%	<div style="width: 100%; height: 10px; background-color: #ffc107;"></div>	183	98	330	4
Overvotes	0			0	0	0	0
Undervotes	107			23	31	52	1
Contest Totals	722			206	129	382	5

For Sheriff COUNTY

Vote For 1

	TOTAL	VOTE %		Polling Place	Mail Absentee	Early Voting Absentee	Provisional
REP Toby L. Spencer	627	100.00%	<div style="width: 100%; height: 10px; background-color: #ffc107;"></div>	186	99	338	4
Total Votes Cast	627	100.00%	<div style="width: 100%; height: 10px; background-color: #ffc107;"></div>	186	99	338	4
Overvotes	0			0	0	0	0
Undervotes	95			20	30	44	1
Contest Totals	722			206	129	382	5

For County Recorder COUNTY

Vote For 1

	TOTAL	VOTE %		Polling Place	Mail Absentee	Early Voting Absentee	Provisional
REP Linda Stachler	604	100.00%	<div style="width: 100%; height: 10px; background-color: #ffc107;"></div>	182	90	328	4
Total Votes Cast	604	100.00%	<div style="width: 100%; height: 10px; background-color: #ffc107;"></div>	182	90	328	4
Overvotes	0			0	0	0	0
Undervotes	118			24	39	54	1
Contest Totals	722			206	129	382	5

GREENVILLE TWP. EAST B

For County Treasurer COUNTY

Vote For 1

	TOTAL	VOTE %		Polling Place	Mail Absentee	Early Voting Absentee	Provisional
DEM Scott J. Zumbrink	456	100.00%		117	96	241	2
Total Votes Cast	456	100.00%		117	96	241	2
Overvotes	0			0	0	0	0
Undervotes	266			89	33	141	3
Contest Totals	722			206	129	382	5

For County Engineer COUNTY

Vote For 1

	TOTAL	VOTE %		Polling Place	Mail Absentee	Early Voting Absentee	Provisional
DEM Jim Surber	403	100.00%		100	87	214	2
Total Votes Cast	403	100.00%		100	87	214	2
Overvotes	0			0	0	0	0
Undervotes	319			106	42	168	3
Contest Totals	722			206	129	382	5

For Coroner COUNTY

Vote For 1

	TOTAL	VOTE %		Polling Place	Mail Absentee	Early Voting Absentee	Provisional
REP Timothy Kathman	608	100.00%		179	95	330	4
Total Votes Cast	608	100.00%		179	95	330	4
Overvotes	0			0	0	0	0
Undervotes	114			27	34	52	1
Contest Totals	722			206	129	382	5

For Member of the State Board of Education (1st District) 1st Dist StBd of Ed

Vote For 1

	TOTAL	VOTE %		Polling Place	Mail Absentee	Early Voting Absentee	Provisional
Diana M. Fessler	486	100.00%		139	78	265	4
Total Votes Cast	486	100.00%		139	78	265	4
Overvotes	0			0	0	0	0
Undervotes	236			67	51	117	1
Contest Totals	722			206	129	382	5

GREENVILLE TWP. EAST B

For Justice of the Supreme Court (Full Term Commencing 1-1-2021)

Vote For 1

	TOTAL	VOTE %		Polling Place	Mail Absentee	Early Voting Absentee	Provisional
Sharon L. Kennedy	414	68.66%		124	72	214	4
John P. O'Donnell	189	31.34%		49	42	97	1
Total Votes Cast	603	100.00%		173	114	311	5
Overvotes	0			0	0	0	0
Undervotes	119			33	15	71	0
Contest Totals	722			206	129	382	5

For Justice of The Supreme Court (Full Term Commencing 1-2-2021)

Vote For 1

	TOTAL	VOTE %		Polling Place	Mail Absentee	Early Voting Absentee	Provisional
Judi French	355	61.21%		110	63	179	3
Jennifer Brunner	225	38.79%		56	49	118	2
Total Votes Cast	580	100.00%		166	112	297	5
Overvotes	0			0	0	0	0
Undervotes	142			40	17	85	0
Contest Totals	722			206	129	382	5

For Judge of the Court of Appeals (2nd District) 2nd Dist. Ct of App

Vote For 1

	TOTAL	VOTE %		Polling Place	Mail Absentee	Early Voting Absentee	Provisional
Chris Epley	332	63.24%		101	64	164	3
Marshall G. Lachman	193	36.76%		49	44	98	2
Total Votes Cast	525	100.00%		150	108	262	5
Overvotes	0			0	0	0	0
Undervotes	197			56	21	120	0
Contest Totals	722			206	129	382	5

For Judge of the Court of Common Pleas (Juvenile/Probate Division) COUNTY

Vote For 1

	TOTAL	VOTE %		Polling Place	Mail Absentee	Early Voting Absentee	Provisional
Jason Aslinger	548	100.00%		153	85	307	3
Total Votes Cast	548	100.00%		153	85	307	3
Overvotes	0			0	0	0	0
Undervotes	174			53	44	75	2
Contest Totals	722			206	129	382	5

GREENVILLE TWP. EAST B

Issue 7 - Renewal (5.5) mills GREENVILLE CITY SD

Vote For 1

	TOTAL	VOTE %		Polling Place	Mail Absentee	Early Voting Absentee	Provisional
For the Tax Levy	443	62.66%		111	80	249	3
Against the Tax Levy	264	37.34%		90	43	129	2
Total Votes Cast	707	100.00%		201	123	378	5
Overvotes	0			0	0	0	0
Undervotes	13			4	6	3	0
Contest Totals	720			205	129	381	5

Issue 10 - Renewal 2.18 mills MIAMI VALLEY CTC

Vote For 1

	TOTAL	VOTE %		Polling Place	Mail Absentee	Early Voting Absentee	Provisional
For the Tax Levy	1	50.00%		0	0	1	0
Against the Tax Levy	1	50.00%		1	0	0	0
Total Votes Cast	2	100.00%		1	0	1	0
Overvotes	0			0	0	0	0
Undervotes	0			0	0	0	0
Contest Totals	2			1	0	1	0

Issue 1 - Additional (0.5) mill - Darke County Park District Levy

Vote For 1

	TOTAL	VOTE %		Polling Place	Mail Absentee	Early Voting Absentee	Provisional
For the Tax Levy	457	64.73%		109	82	264	2
Against the Tax Levy	249	35.27%		92	41	113	3
Total Votes Cast	706	100.00%		201	123	377	5
Overvotes	0			0	0	0	0
Undervotes	16			5	6	5	0
Contest Totals	722			206	129	382	5










GREENVILLE TWP. WEST A

Statistics

	TOTAL	Polling Place	Mail Absentee	Early Voting Absentee	Provisional
Registered Voters - Total	894				
Ballots Cast - Total	740	225	158	348	9
Ballots Cast - Blank	0	0	0	0	0
Voter Turnout - Total	82.77%				







For President and Vice President

Vote For 1

	TOTAL	VOTE %		Polling Place	Mail Absentee	Early Voting Absentee	Provisional
REP Donald J. Trump and Michael R. Pence	600	81.30%		191	92	309	8
DEM Joseph R. Biden and Kamala D. Harris	124	16.80%		26	62	35	1
LIB Jo Jorgensen and Spike Cohen	12	1.63%		6	4	2	0
Howie Hawkins and Angela Walker	2	0.27%		2	0	0	0
Write-In: Brian Carrol and Amar Patel	0	0.00%		0	0	0	0
Write-In: Jade Simmons and Claudeliah J. Roze	0	0.00%		0	0	0	0
Write-In Totals	0	0.00%		0	0	0	0
Not Assigned	0	0.00%		0	0	0	0
Total Votes Cast	738	100.00%		225	158	346	9
Overvotes	0			0	0	0	0
Undervotes	2			0	0	2	0
Contest Totals	740			225	158	348	9

For Representative to Congress (8th District) 8TH CONGRESSIONAL

Vote For 1

	TOTAL	VOTE %		Polling Place	Mail Absentee	Early Voting Absentee	Provisional
REP Warren Davidson	608	83.98%		197	98	307	6
DEM Vanessa Enoch	116	16.02%		27	54	34	1
Write-In: Isaac Reed	0	0.00%		0	0	0	0
Write-In Totals	0	0.00%		0	0	0	0
Not Assigned	0	0.00%		0	0	0	0
Total Votes Cast	724	100.00%		224	152	341	7
Overvotes	1			0	1	0	0
Undervotes	15			1	5	7	2
Contest Totals	740			225	158	348	9

GREENVILLE TWP. WEST A

For State Senator (12th District) 12TH SENATE

Vote For 1

	TOTAL	VOTE %		Polling Place	Mail Absentee	Early Voting Absentee	Provisional
REP Matt Huffman	619	85.97%	<div style="width: 85.97%; background-color: #ffc107;"></div>	200	106	306	7
DEM Ken Poling	101	14.03%	<div style="width: 14.03%; background-color: #6c757d;"></div>	22	46	32	1
Total Votes Cast	720	100.00%	<div style="width: 100%; background-color: #ffc107;"></div>	222	152	338	8
Overvotes	1			0	1	0	0
Undervotes	19			3	5	10	1
Contest Totals	740			225	158	348	9

For State Representative (84th District) 84TH HOUSE

Vote For 1

	TOTAL	VOTE %		Polling Place	Mail Absentee	Early Voting Absentee	Provisional
REP Susan Manchester	613	86.10%	<div style="width: 86.10%; background-color: #ffc107;"></div>	198	104	304	7
DEM Joseph A. Monbeck	99	13.90%	<div style="width: 13.90%; background-color: #6c757d;"></div>	22	47	29	1
Total Votes Cast	712	100.00%	<div style="width: 100%; background-color: #ffc107;"></div>	220	151	333	8
Overvotes	0			0	0	0	0
Undervotes	28			5	7	15	1
Contest Totals	740			225	158	348	9

For County Commissioner (Full term commencing 1-2-2021) COUNTY

Vote For 1

	TOTAL	VOTE %		Polling Place	Mail Absentee	Early Voting Absentee	Provisional
REP Matthew Aultman	642	100.00%	<div style="width: 100%; background-color: #ffc107;"></div>	201	130	304	7
Total Votes Cast	642	100.00%	<div style="width: 100%; background-color: #ffc107;"></div>	201	130	304	7
Overvotes	0			0	0	0	0
Undervotes	98			24	28	44	2
Contest Totals	740			225	158	348	9

For County Commissioner (Full term commencing 1-3-2021) COUNTY

Vote For 1

	TOTAL	VOTE %		Polling Place	Mail Absentee	Early Voting Absentee	Provisional
REP Larry Holmes	636	100.00%	<div style="width: 100%; background-color: #ffc107;"></div>	198	128	303	7
Total Votes Cast	636	100.00%	<div style="width: 100%; background-color: #ffc107;"></div>	198	128	303	7
Overvotes	0			0	0	0	0
Undervotes	104			27	30	45	2
Contest Totals	740			225	158	348	9

GREENVILLE TWP. WEST A

For Prosecuting Attorney COUNTY

Vote For 1

	TOTAL	VOTE %		Polling Place	Mail Absentee	Early Voting Absentee	Provisional
REP R. Kelly Ormsby, III	632	100.00%	<div style="width: 100%; height: 10px; background-color: #ffc107;"></div>	196	132	297	7
Total Votes Cast	632	100.00%	<div style="width: 100%; height: 10px; background-color: #ffc107;"></div>	196	132	297	7
Overvotes	0			0	0	0	0
Undervotes	108			29	26	51	2
Contest Totals	740			225	158	348	9

For Clerk of the Court of Common Pleas COUNTY

Vote For 1

	TOTAL	VOTE %		Polling Place	Mail Absentee	Early Voting Absentee	Provisional
REP Cindy Pike	644	100.00%	<div style="width: 100%; height: 10px; background-color: #ffc107;"></div>	197	134	306	7
Total Votes Cast	644	100.00%	<div style="width: 100%; height: 10px; background-color: #ffc107;"></div>	197	134	306	7
Overvotes	0			0	0	0	0
Undervotes	96			28	24	42	2
Contest Totals	740			225	158	348	9

For Sheriff COUNTY

Vote For 1

	TOTAL	VOTE %		Polling Place	Mail Absentee	Early Voting Absentee	Provisional
REP Toby L. Spencer	655	100.00%	<div style="width: 100%; height: 10px; background-color: #ffc107;"></div>	201	140	308	6
Total Votes Cast	655	100.00%	<div style="width: 100%; height: 10px; background-color: #ffc107;"></div>	201	140	308	6
Overvotes	0			0	0	0	0
Undervotes	85			24	18	40	3
Contest Totals	740			225	158	348	9

For County Recorder COUNTY

Vote For 1

	TOTAL	VOTE %		Polling Place	Mail Absentee	Early Voting Absentee	Provisional
REP Linda Stachler	643	100.00%	<div style="width: 100%; height: 10px; background-color: #ffc107;"></div>	199	137	300	7
Total Votes Cast	643	100.00%	<div style="width: 100%; height: 10px; background-color: #ffc107;"></div>	199	137	300	7
Overvotes	0			0	0	0	0
Undervotes	97			26	21	48	2
Contest Totals	740			225	158	348	9

GREENVILLE TWP. WEST A

For County Treasurer COUNTY

Vote For 1

	TOTAL	VOTE %		Polling Place	Mail Absentee	Early Voting Absentee	Provisional
DEM Scott J. Zumbrink	488	100.00%	<div style="width: 100%; height: 10px; background-color: #ffc107;"></div>	149	121	211	7
Total Votes Cast	488	100.00%	<div style="width: 100%; height: 10px; background-color: #ffc107;"></div>	149	121	211	7
Overvotes	0			0	0	0	0
Undervotes	252			76	37	137	2
Contest Totals	740			225	158	348	9

For County Engineer COUNTY

Vote For 1

	TOTAL	VOTE %		Polling Place	Mail Absentee	Early Voting Absentee	Provisional
DEM Jim Surber	445	100.00%	<div style="width: 100%; height: 10px; background-color: #ffc107;"></div>	141	109	188	7
Total Votes Cast	445	100.00%	<div style="width: 100%; height: 10px; background-color: #ffc107;"></div>	141	109	188	7
Overvotes	0			0	0	0	0
Undervotes	295			84	49	160	2
Contest Totals	740			225	158	348	9

For Coroner COUNTY

Vote For 1

	TOTAL	VOTE %		Polling Place	Mail Absentee	Early Voting Absentee	Provisional
REP Timothy Kathman	639	100.00%	<div style="width: 100%; height: 10px; background-color: #ffc107;"></div>	197	136	299	7
Total Votes Cast	639	100.00%	<div style="width: 100%; height: 10px; background-color: #ffc107;"></div>	197	136	299	7
Overvotes	0			0	0	0	0
Undervotes	101			28	22	49	2
Contest Totals	740			225	158	348	9

For Member of the State Board of Education (1st District) 1st Dist StBd of Ed

Vote For 1

	TOTAL	VOTE %		Polling Place	Mail Absentee	Early Voting Absentee	Provisional
Diana M. Fessler	508	100.00%	<div style="width: 100%; height: 10px; background-color: #ffc107;"></div>	160	111	231	6
Total Votes Cast	508	100.00%	<div style="width: 100%; height: 10px; background-color: #ffc107;"></div>	160	111	231	6
Overvotes	0			0	0	0	0
Undervotes	232			65	47	117	3
Contest Totals	740			225	158	348	9

GREENVILLE TWP. WEST A

For Justice of the Supreme Court (Full Term Commencing 1-1-2021)

Vote For 1

	TOTAL	VOTE %		Polling Place	Mail Absentee	Early Voting Absentee	Provisional
Sharon L. Kennedy	464	75.57%		152	83	224	5
John P. O'Donnell	150	24.43%		40	54	55	1
Total Votes Cast	614	100.00%		192	137	279	6
Overvotes	0			0	0	0	0
Undervotes	126			33	21	69	3
Contest Totals	740			225	158	348	9

For Justice of The Supreme Court (Full Term Commencing 1-2-2021)

Vote For 1

	TOTAL	VOTE %		Polling Place	Mail Absentee	Early Voting Absentee	Provisional
Judi French	311	51.40%		86	67	157	1
Jennifer Brunner	294	48.60%		103	66	120	5
Total Votes Cast	605	100.00%		189	133	277	6
Overvotes	0			0	0	0	0
Undervotes	135			36	25	71	3
Contest Totals	740			225	158	348	9

For Judge of the Court of Appeals (2nd District) 2nd Dist. Ct of App

Vote For 1

	TOTAL	VOTE %		Polling Place	Mail Absentee	Early Voting Absentee	Provisional
Chris Epley	391	69.95%		106	87	194	4
Marshall G. Lachman	168	30.05%		58	46	62	2
Total Votes Cast	559	100.00%		164	133	256	6
Overvotes	0			0	0	0	0
Undervotes	181			61	25	92	3
Contest Totals	740			225	158	348	9

For Judge of the Court of Common Pleas (Juvenile/Probate Division) COUNTY

Vote For 1

	TOTAL	VOTE %		Polling Place	Mail Absentee	Early Voting Absentee	Provisional
Jason Aslinger	569	100.00%		178	108	278	5
Total Votes Cast	569	100.00%		178	108	278	5
Overvotes	0			0	0	0	0
Undervotes	171			47	50	70	4
Contest Totals	740			225	158	348	9

GREENVILLE TWP. WEST A

Issue 7 - Renewal (5.5) mills GREENVILLE CITY SD

Vote For 1

	TOTAL	VOTE %		Polling Place	Mail Absentee	Early Voting Absentee	Provisional
Against the Tax Levy	362	50.21%		117	66	177	2
For the Tax Levy	359	49.79%		105	88	160	6
Total Votes Cast	721	100.00%		222	154	337	8
Overvotes	0			0	0	0	0
Undervotes	19			3	4	11	1
Contest Totals	740			225	158	348	9

Issue 1 - Additional (0.5) mill - Darke County Park District Levy

Vote For 1

	TOTAL	VOTE %		Polling Place	Mail Absentee	Early Voting Absentee	Provisional
For the Tax Levy	405	55.94%		137	89	172	7
Against the Tax Levy	319	44.06%		85	66	167	1
Total Votes Cast	724	100.00%		222	155	339	8
Overvotes	0			0	0	0	0
Undervotes	16			3	3	9	1
Contest Totals	740			225	158	348	9










GREENVILLE TWP. WEST B

Statistics

	TOTAL	Polling Place	Mail Absentee	Early Voting Absentee	Provisional
Registered Voters - Total	701				
Ballots Cast - Total	575	177	124	263	11
Ballots Cast - Blank	0	0	0	0	0
Voter Turnout - Total	82.03%				







For President and Vice President

Vote For 1

	TOTAL	VOTE %		Polling Place	Mail Absentee	Early Voting Absentee	Provisional
REP Donald J. Trump and Michael R. Pence	486	84.67%		161	83	232	10
DEM Joseph R. Biden and Kamala D. Harris	78	13.59%		10	40	27	1
LIB Jo Jorgensen and Spike Cohen	8	1.39%		5	1	2	0
Howie Hawkins and Angela Walker	0	0.00%		0	0	0	0
Write-In: Brian Carrol and Amar Patel	0	0.00%		0	0	0	0
Write-In: Jade Simmons and Claudeliah J. Roze	0	0.00%		0	0	0	0
Write-In Totals	2	0.35%		1	0	1	0
Not Assigned	2	0.35%		1	0	1	0
Total Votes Cast	574	100.00%		177	124	262	11
Overvotes	0			0	0	0	0
Undervotes	1			0	0	1	0
Contest Totals	575			177	124	263	11

For Representative to Congress (8th District) 8TH CONGRESSIONAL

Vote For 1

	TOTAL	VOTE %		Polling Place	Mail Absentee	Early Voting Absentee	Provisional
REP Warren Davidson	490	86.88%		165	86	230	9
DEM Vanessa Enoch	74	13.12%		11	33	29	1
Write-In: Isaac Reed	0	0.00%		0	0	0	0
Write-In Totals	0	0.00%		0	0	0	0
Not Assigned	0	0.00%		0	0	0	0
Total Votes Cast	564	100.00%		176	119	259	10
Overvotes	0			0	0	0	0
Undervotes	11			1	5	4	1
Contest Totals	575			177	124	263	11

GREENVILLE TWP. WEST B

For State Senator (12th District) 12TH SENATE

Vote For 1

	TOTAL	VOTE %		Polling Place	Mail Absentee	Early Voting Absentee	Provisional
REP Matt Huffman	497	88.28%	<div style="width: 88.28%;"><div style="width: 88.28%;"></div></div>	163	90	234	10
DEM Ken Poling	66	11.72%	<div style="width: 11.72%;"><div style="width: 11.72%;"></div></div>	10	29	26	1
Total Votes Cast	563	100.00%	<div style="width: 100%;"><div style="width: 100%;"></div></div>	173	119	260	11
Overvotes	0			0	0	0	0
Undervotes	12			4	5	3	0
Contest Totals	575			177	124	263	11

For State Representative (84th District) 84TH HOUSE

Vote For 1

	TOTAL	VOTE %		Polling Place	Mail Absentee	Early Voting Absentee	Provisional
REP Susan Manchester	492	87.54%	<div style="width: 87.54%;"><div style="width: 87.54%;"></div></div>	163	90	230	9
DEM Joseph A. Monbeck	70	12.46%	<div style="width: 12.46%;"><div style="width: 12.46%;"></div></div>	10	30	28	2
Total Votes Cast	562	100.00%	<div style="width: 100%;"><div style="width: 100%;"></div></div>	173	120	258	11
Overvotes	0			0	0	0	0
Undervotes	13			4	4	5	0
Contest Totals	575			177	124	263	11

For County Commissioner (Full term commencing 1-2-2021) COUNTY

Vote For 1

	TOTAL	VOTE %		Polling Place	Mail Absentee	Early Voting Absentee	Provisional
REP Matthew Aultman	511	100.00%	<div style="width: 100%;"><div style="width: 100%;"></div></div>	166	93	242	10
Total Votes Cast	511	100.00%	<div style="width: 100%;"><div style="width: 100%;"></div></div>	166	93	242	10
Overvotes	0			0	0	0	0
Undervotes	64			11	31	21	1
Contest Totals	575			177	124	263	11

For County Commissioner (Full term commencing 1-3-2021) COUNTY

Vote For 1

	TOTAL	VOTE %		Polling Place	Mail Absentee	Early Voting Absentee	Provisional
REP Larry Holmes	500	100.00%	<div style="width: 100%;"><div style="width: 100%;"></div></div>	163	95	234	8
Total Votes Cast	500	100.00%	<div style="width: 100%;"><div style="width: 100%;"></div></div>	163	95	234	8
Overvotes	0			0	0	0	0
Undervotes	75			14	29	29	3
Contest Totals	575			177	124	263	11

GREENVILLE TWP. WEST B

For Prosecuting Attorney COUNTY

Vote For 1

	TOTAL	VOTE %		Polling Place	Mail Absentee	Early Voting Absentee	Provisional
REP R. Kelly Ormsby, III	518	100.00%	<div style="width: 100%; height: 10px; background-color: #ffc107;"></div>	169	99	239	11
Total Votes Cast	518	100.00%	<div style="width: 100%; height: 10px; background-color: #ffc107;"></div>	169	99	239	11
Overvotes	0			0	0	0	0
Undervotes	57			8	25	24	0
Contest Totals	575			177	124	263	11

For Clerk of the Court of Common Pleas COUNTY

Vote For 1

	TOTAL	VOTE %		Polling Place	Mail Absentee	Early Voting Absentee	Provisional
REP Cindy Pike	523	100.00%	<div style="width: 100%; height: 10px; background-color: #ffc107;"></div>	169	98	245	11
Total Votes Cast	523	100.00%	<div style="width: 100%; height: 10px; background-color: #ffc107;"></div>	169	98	245	11
Overvotes	0			0	0	0	0
Undervotes	52			8	26	18	0
Contest Totals	575			177	124	263	11

For Sheriff COUNTY

Vote For 1

	TOTAL	VOTE %		Polling Place	Mail Absentee	Early Voting Absentee	Provisional
REP Toby L. Spencer	521	100.00%	<div style="width: 100%; height: 10px; background-color: #ffc107;"></div>	168	99	243	11
Total Votes Cast	521	100.00%	<div style="width: 100%; height: 10px; background-color: #ffc107;"></div>	168	99	243	11
Overvotes	0			0	0	0	0
Undervotes	54			9	25	20	0
Contest Totals	575			177	124	263	11

For County Recorder COUNTY

Vote For 1

	TOTAL	VOTE %		Polling Place	Mail Absentee	Early Voting Absentee	Provisional
REP Linda Stachler	516	100.00%	<div style="width: 100%; height: 10px; background-color: #ffc107;"></div>	168	95	244	9
Total Votes Cast	516	100.00%	<div style="width: 100%; height: 10px; background-color: #ffc107;"></div>	168	95	244	9
Overvotes	0			0	0	0	0
Undervotes	59			9	29	19	2
Contest Totals	575			177	124	263	11

GREENVILLE TWP. WEST B

For County Treasurer COUNTY

Vote For 1

	TOTAL	VOTE %		Polling Place	Mail Absentee	Early Voting Absentee	Provisional
DEM Scott J. Zumbrink	373	100.00%		115	92	159	7
Total Votes Cast	373	100.00%		115	92	159	7
Overvotes	0			0	0	0	0
Undervotes	202			62	32	104	4
Contest Totals	575			177	124	263	11

For County Engineer COUNTY

Vote For 1

	TOTAL	VOTE %		Polling Place	Mail Absentee	Early Voting Absentee	Provisional
DEM Jim Surber	332	100.00%		102	86	137	7
Total Votes Cast	332	100.00%		102	86	137	7
Overvotes	0			0	0	0	0
Undervotes	243			75	38	126	4
Contest Totals	575			177	124	263	11

For Coroner COUNTY

Vote For 1

	TOTAL	VOTE %		Polling Place	Mail Absentee	Early Voting Absentee	Provisional
REP Timothy Kathman	513	100.00%		166	99	239	9
Total Votes Cast	513	100.00%		166	99	239	9
Overvotes	0			0	0	0	0
Undervotes	62			11	25	24	2
Contest Totals	575			177	124	263	11

For Member of the State Board of Education (1st District) 1st Dist StBd of Ed

Vote For 1

	TOTAL	VOTE %		Polling Place	Mail Absentee	Early Voting Absentee	Provisional
Diana M. Fessler	417	100.00%		137	80	193	7
Total Votes Cast	417	100.00%		137	80	193	7
Overvotes	0			0	0	0	0
Undervotes	158			40	44	70	4
Contest Totals	575			177	124	263	11

GREENVILLE TWP. WEST B

For Justice of the Supreme Court (Full Term Commencing 1-1-2021)

Vote For 1

	TOTAL	VOTE %		Polling Place	Mail Absentee	Early Voting Absentee	Provisional
Sharon L. Kennedy	366	74.69%		118	71	171	6
John P. O'Donnell	124	25.31%		37	32	51	4
Total Votes Cast	490	100.00%		155	103	222	10
Overvotes	0			0	0	0	0
Undervotes	85			22	21	41	1
Contest Totals	575			177	124	263	11

For Justice of The Supreme Court (Full Term Commencing 1-2-2021)

Vote For 1

	TOTAL	VOTE %		Polling Place	Mail Absentee	Early Voting Absentee	Provisional
Judi French	296	62.84%		89	59	142	6
Jennifer Brunner	175	37.16%		61	42	69	3
Total Votes Cast	471	100.00%		150	101	211	9
Overvotes	0			0	0	0	0
Undervotes	104			27	23	52	2
Contest Totals	575			177	124	263	11

For Judge of the Court of Appeals (2nd District) 2nd Dist. Ct of App

Vote For 1

	TOTAL	VOTE %		Polling Place	Mail Absentee	Early Voting Absentee	Provisional
Chris Epley	287	64.79%		81	54	143	9
Marshall G. Lachman	156	35.21%		54	42	59	1
Total Votes Cast	443	100.00%		135	96	202	10
Overvotes	0			0	0	0	0
Undervotes	132			42	28	61	1
Contest Totals	575			177	124	263	11

For Judge of the Court of Common Pleas (Juvenile/Probate Division) COUNTY

Vote For 1

	TOTAL	VOTE %		Polling Place	Mail Absentee	Early Voting Absentee	Provisional
Jason Aslinger	455	100.00%		148	76	223	8
Total Votes Cast	455	100.00%		148	76	223	8
Overvotes	0			0	0	0	0
Undervotes	120			29	48	40	3
Contest Totals	575			177	124	263	11

GREENVILLE TWP. WEST B

Issue 7 - Renewal (5.5) mills GREENVILLE CITY SD

Vote For 1

	TOTAL	VOTE %		Polling Place	Mail Absentee	Early Voting Absentee	Provisional
For the Tax Levy	229	53.88%		64	52	109	4
Against the Tax Levy	196	46.12%		67	34	92	3
Total Votes Cast	425	100.00%		131	86	201	7
Overvotes	0			0	0	0	0
Undervotes	17			4	9	2	2
Contest Totals	442			135	95	203	9

Issue 10 - Renewal 2.18 mills MIAMI VALLEY CTC

Vote For 1

	TOTAL	VOTE %		Polling Place	Mail Absentee	Early Voting Absentee	Provisional
For the Tax Levy	69	54.33%		21	16	32	0
Against the Tax Levy	58	45.67%		18	12	26	2
Total Votes Cast	127	100.00%		39	28	58	2
Overvotes	0			0	0	0	0
Undervotes	6			3	1	2	0
Contest Totals	133			42	29	60	2

Issue 1 - Additional (0.5) mill - Darke County Park District Levy

Vote For 1

	TOTAL	VOTE %		Polling Place	Mail Absentee	Early Voting Absentee	Provisional
For the Tax Levy	313	56.91%		92	78	138	5
Against the Tax Levy	237	43.09%		75	36	121	5
Total Votes Cast	550	100.00%		167	114	259	10
Overvotes	0			0	0	0	0
Undervotes	25			10	10	4	1
Contest Totals	575			177	124	263	11










HARRISON WEST & HOLLANSBURG

Statistics

	TOTAL	Polling Place	Mail Absentee	Early Voting Absentee	Provisional
Registered Voters - Total	637				
Ballots Cast - Total	486	238	85	149	14
Ballots Cast - Blank	0	0	0	0	0
Voter Turnout - Total	76.30%				







For President and Vice President

Vote For 1

	TOTAL	VOTE %		Polling Place	Mail Absentee	Early Voting Absentee	Provisional
REP Donald J. Trump and Michael R. Pence	396	82.50%		219	44	121	12
DEM Joseph R. Biden and Kamala D. Harris	79	16.46%		17	34	26	2
LIB Jo Jorgensen and Spike Cohen	4	0.83%		0	4	0	0
Howie Hawkins and Angela Walker	0	0.00%		0	0	0	0
Write-In: Brian Carrol and Amar Patel	0	0.00%		0	0	0	0
Write-In: Jade Simmons and Claudeliah J. Roze	0	0.00%		0	0	0	0
Write-In Totals	1	0.21%		1	0	0	0
Not Assigned	1	0.21%		1	0	0	0
Total Votes Cast	480	100.00%		237	82	147	14
Overvotes	0			0	0	0	0
Undervotes	6			1	3	2	0
Contest Totals	486			238	85	149	14

For Representative to Congress (8th District) 8TH CONGRESSIONAL

Vote For 1

	TOTAL	VOTE %		Polling Place	Mail Absentee	Early Voting Absentee	Provisional
REP Warren Davidson	398	83.79%		219	48	119	12
DEM Vanessa Enoch	77	16.21%		16	33	27	1
Write-In: Isaac Reed	0	0.00%		0	0	0	0
Write-In Totals	0	0.00%		0	0	0	0
Not Assigned	0	0.00%		0	0	0	0
Total Votes Cast	475	100.00%		235	81	146	13
Overvotes	0			0	0	0	0
Undervotes	11			3	4	3	1
Contest Totals	486			238	85	149	14

HARRISON WEST & HOLLANSBURG

For State Representative (80th District) 80TH HOUSE

Vote For 1

	TOTAL	VOTE %		Polling Place	Mail Absentee	Early Voting Absentee	Provisional
REP Jena Powell	404	84.34%		221	48	124	11
DEM Ted Jones	75	15.66%		15	34	24	2
Total Votes Cast	479	100.00%		236	82	148	13
Overvotes	0			0	0	0	0
Undervotes	7			2	3	1	1
Contest Totals	486			238	85	149	14

For County Commissioner (Full term commencing 1-2-2021) COUNTY

Vote For 1

	TOTAL	VOTE %		Polling Place	Mail Absentee	Early Voting Absentee	Provisional
REP Matthew Aultman	426	100.00%		226	57	133	10
Total Votes Cast	426	100.00%		226	57	133	10
Overvotes	0			0	0	0	0
Undervotes	60			12	28	16	4
Contest Totals	486			238	85	149	14

For County Commissioner (Full term commencing 1-3-2021) COUNTY

Vote For 1

	TOTAL	VOTE %		Polling Place	Mail Absentee	Early Voting Absentee	Provisional
REP Larry Holmes	411	100.00%		219	54	126	12
Total Votes Cast	411	100.00%		219	54	126	12
Overvotes	0			0	0	0	0
Undervotes	75			19	31	23	2
Contest Totals	486			238	85	149	14

For Prosecuting Attorney COUNTY

Vote For 1

	TOTAL	VOTE %		Polling Place	Mail Absentee	Early Voting Absentee	Provisional
REP R. Kelly Ormsby, III	423	100.00%		219	60	133	11
Total Votes Cast	423	100.00%		219	60	133	11
Overvotes	0			0	0	0	0
Undervotes	63			19	25	16	3
Contest Totals	486			238	85	149	14

HARRISON WEST & HOLLANSBURG

For Clerk of the Court of Common Pleas COUNTY

Vote For 1

	TOTAL	VOTE %		Polling Place	Mail Absentee	Early Voting Absentee	Provisional
REP Cindy Pike	427	100.00%	<div style="width: 100%; height: 10px; background-color: #ffc107;"></div>	223	63	130	11
Total Votes Cast	427	100.00%	<div style="width: 100%; height: 10px; background-color: #ffc107;"></div>	223	63	130	11
Overvotes	0			0	0	0	0
Undervotes	59			15	22	19	3
Contest Totals	486			238	85	149	14

For Sheriff COUNTY

Vote For 1

	TOTAL	VOTE %		Polling Place	Mail Absentee	Early Voting Absentee	Provisional
REP Toby L. Spencer	438	100.00%	<div style="width: 100%; height: 10px; background-color: #ffc107;"></div>	222	67	137	12
Total Votes Cast	438	100.00%	<div style="width: 100%; height: 10px; background-color: #ffc107;"></div>	222	67	137	12
Overvotes	0			0	0	0	0
Undervotes	48			16	18	12	2
Contest Totals	486			238	85	149	14

For County Recorder COUNTY

Vote For 1

	TOTAL	VOTE %		Polling Place	Mail Absentee	Early Voting Absentee	Provisional
REP Linda Stachler	423	100.00%	<div style="width: 100%; height: 10px; background-color: #ffc107;"></div>	222	59	132	10
Total Votes Cast	423	100.00%	<div style="width: 100%; height: 10px; background-color: #ffc107;"></div>	222	59	132	10
Overvotes	0			0	0	0	0
Undervotes	63			16	26	17	4
Contest Totals	486			238	85	149	14

For County Treasurer COUNTY

Vote For 1

	TOTAL	VOTE %		Polling Place	Mail Absentee	Early Voting Absentee	Provisional
DEM Scott J. Zumbrink	328	100.00%	<div style="width: 100%; height: 10px; background-color: #ffc107;"></div>	149	66	103	10
Total Votes Cast	328	100.00%	<div style="width: 100%; height: 10px; background-color: #ffc107;"></div>	149	66	103	10
Overvotes	0			0	0	0	0
Undervotes	158			89	19	46	4
Contest Totals	486			238	85	149	14

HARRISON WEST & HOLLANSBURG

For County Engineer COUNTY

Vote For 1

	TOTAL	VOTE %		Polling Place	Mail Absentee	Early Voting Absentee	Provisional
DEM Jim Surber	301	100.00%	<div style="width: 100%; height: 10px; background-color: #ffc107;"></div>	134	62	96	9
Total Votes Cast	301	100.00%	<div style="width: 100%; height: 10px; background-color: #ffc107;"></div>	134	62	96	9
Overvotes	0			0	0	0	0
Undervotes	185			104	23	53	5
Contest Totals	486			238	85	149	14

For Coroner COUNTY

Vote For 1

	TOTAL	VOTE %		Polling Place	Mail Absentee	Early Voting Absentee	Provisional
REP Timothy Kathman	423	100.00%	<div style="width: 100%; height: 10px; background-color: #ffc107;"></div>	222	56	134	11
Total Votes Cast	423	100.00%	<div style="width: 100%; height: 10px; background-color: #ffc107;"></div>	222	56	134	11
Overvotes	0			0	0	0	0
Undervotes	63			16	29	15	3
Contest Totals	486			238	85	149	14

For Justice of the Supreme Court (Full Term Commencing 1-1-2021)

Vote For 1

	TOTAL	VOTE %		Polling Place	Mail Absentee	Early Voting Absentee	Provisional
Sharon L. Kennedy	308	74.58%	<div style="width: 74.58%; height: 10px; background-color: #ffc107;"></div>	159	43	96	10
John P. O'Donnell	105	25.42%	<div style="width: 25.42%; height: 10px; background-color: #6c757d;"></div>	41	30	32	2
Total Votes Cast	413	100.00%	<div style="width: 100%; height: 10px; background-color: #ffc107;"></div>	200	73	128	12
Overvotes	0			0	0	0	0
Undervotes	73			38	12	21	2
Contest Totals	486			238	85	149	14

For Justice of The Supreme Court (Full Term Commencing 1-2-2021)

Vote For 1

	TOTAL	VOTE %		Polling Place	Mail Absentee	Early Voting Absentee	Provisional
Judi French	219	54.89%	<div style="width: 54.89%; height: 10px; background-color: #ffc107;"></div>	118	35	60	6
Jennifer Brunner	180	45.11%	<div style="width: 45.11%; height: 10px; background-color: #6c757d;"></div>	75	35	64	6
Total Votes Cast	399	100.00%	<div style="width: 100%; height: 10px; background-color: #ffc107;"></div>	193	70	124	12
Overvotes	0			0	0	0	0
Undervotes	87			45	15	25	2
Contest Totals	486			238	85	149	14

HARRISON WEST & HOLLANSBURG

For Judge of the Court of Appeals (2nd District) 2nd Dist. Ct of App

Vote For 1

	TOTAL	VOTE %		Polling Place	Mail Absentee	Early Voting Absentee	Provisional
Chris Epley	263	70.13%	<div style="width: 70.13%;"><div style="width: 70.13%;"></div></div>	131	42	84	6
Marshall G. Lachman	112	29.87%	<div style="width: 29.87%;"><div style="width: 29.87%;"></div></div>	43	28	37	4
Total Votes Cast	375	100.00%	<div style="width: 100%;"><div style="width: 100%;"></div></div>	174	70	121	10
Overvotes	0			0	0	0	0
Undervotes	111			64	15	28	4
Contest Totals	486			238	85	149	14

For Judge of the Court of Common Pleas (Juvenile/Probate Division) COUNTY

Vote For 1

	TOTAL	VOTE %		Polling Place	Mail Absentee	Early Voting Absentee	Provisional
Jason Aslinger	380	100.00%	<div style="width: 100%;"><div style="width: 100%;"></div></div>	189	61	119	11
Total Votes Cast	380	100.00%	<div style="width: 100%;"><div style="width: 100%;"></div></div>	189	61	119	11
Overvotes	0			0	0	0	0
Undervotes	106			49	24	30	3
Contest Totals	486			238	85	149	14

Issue 10 - Renewal 2.18 mills MIAMI VALLEY CTC

Vote For 1

	TOTAL	VOTE %		Polling Place	Mail Absentee	Early Voting Absentee	Provisional
For the Tax Levy	264	55.93%	<div style="width: 55.93%;"><div style="width: 55.93%;"></div></div>	122	41	92	9
Against the Tax Levy	208	44.07%	<div style="width: 44.07%;"><div style="width: 44.07%;"></div></div>	111	41	53	3
Total Votes Cast	472	100.00%	<div style="width: 100%;"><div style="width: 100%;"></div></div>	233	82	145	12
Overvotes	0			0	0	0	0
Undervotes	14			5	3	4	2
Contest Totals	486			238	85	149	14

Issue 1 - Additional (0.5) mill - Darke County Park District Levy

Vote For 1

	TOTAL	VOTE %		Polling Place	Mail Absentee	Early Voting Absentee	Provisional
For the Tax Levy	258	54.66%	<div style="width: 54.66%;"><div style="width: 54.66%;"></div></div>	116	46	86	10
Against the Tax Levy	214	45.34%	<div style="width: 45.34%;"><div style="width: 45.34%;"></div></div>	114	37	61	2
Total Votes Cast	472	100.00%	<div style="width: 100%;"><div style="width: 100%;"></div></div>	230	83	147	12
Overvotes	0			0	0	0	0
Undervotes	14			8	2	2	2
Contest Totals	486			238	85	149	14










HARRISON EAST & NEW MADISON

Statistics

	TOTAL	Polling Place	Mail Absentee	Early Voting Absentee	Provisional
Registered Voters - Total	1,003				
Ballots Cast - Total	773	415	126	216	16
Ballots Cast - Blank	0	0	0	0	0
Voter Turnout - Total	77.07%				







For President and Vice President

Vote For 1

	TOTAL	VOTE %		Polling Place	Mail Absentee	Early Voting Absentee	Provisional
REP Donald J. Trump and Michael R. Pence	647	84.14%		375	78	182	12
DEM Joseph R. Biden and Kamala D. Harris	116	15.08%		35	47	31	3
LIB Jo Jorgensen and Spike Cohen	6	0.78%		3	1	2	0
Howie Hawkins and Angela Walker	0	0.00%		0	0	0	0
Write-In: Brian Carrol and Amar Patel	0	0.00%		0	0	0	0
Write-In: Jade Simmons and Claudeliah J. Roze	0	0.00%		0	0	0	0
Write-In Totals	0	0.00%		0	0	0	0
Not Assigned	0	0.00%		0	0	0	0
Total Votes Cast	769	100.00%		413	126	215	15
Overvotes	1			0	0	0	1
Undervotes	3			2	0	1	0
Contest Totals	773			415	126	216	16

For Representative to Congress (8th District) 8TH CONGRESSIONAL

Vote For 1

	TOTAL	VOTE %		Polling Place	Mail Absentee	Early Voting Absentee	Provisional
REP Warren Davidson	632	84.83%		360	78	182	12
DEM Vanessa Enoch	113	15.17%		43	40	27	3
Write-In: Isaac Reed	0	0.00%		0	0	0	0
Write-In Totals	0	0.00%		0	0	0	0
Not Assigned	0	0.00%		0	0	0	0
Total Votes Cast	745	100.00%		403	118	209	15
Overvotes	1			0	1	0	0
Undervotes	27			12	7	7	1
Contest Totals	773			415	126	216	16

PRECINCTS RESULTS REPORT

Official Count

November 3, 2020

GENERAL ELECTION

Final Results

DARKE COUNTY

HARRISON EAST & NEW MADISON

For State Representative (80th District) 80TH HOUSE

Vote For 1

	TOTAL	VOTE %		Polling Place	Mail Absentee	Early Voting Absentee	Provisional
REP Jena Powell	637	85.05%		372	76	177	12
DEM Ted Jones	112	14.95%		34	43	32	3
Total Votes Cast	749	100.00%		406	119	209	15
Overvotes	0			0	0	0	0
Undervotes	24			9	7	7	1
Contest Totals	773			415	126	216	16

For County Commissioner (Full term commencing 1-2-2021) COUNTY

Vote For 1

	TOTAL	VOTE %		Polling Place	Mail Absentee	Early Voting Absentee	Provisional
REP Matthew Aultman	676	100.00%		382	91	188	15
Total Votes Cast	676	100.00%		382	91	188	15
Overvotes	0			0	0	0	0
Undervotes	97			33	35	28	1
Contest Totals	773			415	126	216	16

For County Commissioner (Full term commencing 1-3-2021) COUNTY

Vote For 1

	TOTAL	VOTE %		Polling Place	Mail Absentee	Early Voting Absentee	Provisional
REP Larry Holmes	668	100.00%		381	92	181	14
Total Votes Cast	668	100.00%		381	92	181	14
Overvotes	0			0	0	0	0
Undervotes	105			34	34	35	2
Contest Totals	773			415	126	216	16

For Prosecuting Attorney COUNTY

Vote For 1

	TOTAL	VOTE %		Polling Place	Mail Absentee	Early Voting Absentee	Provisional
REP R. Kelly Ormsby, III	674	100.00%		378	95	186	15
Total Votes Cast	674	100.00%		378	95	186	15
Overvotes	0			0	0	0	0
Undervotes	99			37	31	30	1
Contest Totals	773			415	126	216	16

HARRISON EAST & NEW MADISON

For Clerk of the Court of Common Pleas COUNTY

Vote For 1

	TOTAL	VOTE %		Polling Place	Mail Absentee	Early Voting Absentee	Provisional
REP Cindy Pike	683	100.00%	<div style="width: 100%; height: 10px; background-color: #ffc107;"></div>	381	99	188	15
Total Votes Cast	683	100.00%	<div style="width: 100%; height: 10px; background-color: #ffc107;"></div>	381	99	188	15
Overvotes	0			0	0	0	0
Undervotes	90			34	27	28	1
Contest Totals	773			415	126	216	16

For Sheriff COUNTY

Vote For 1

	TOTAL	VOTE %		Polling Place	Mail Absentee	Early Voting Absentee	Provisional
REP Toby L. Spencer	704	100.00%	<div style="width: 100%; height: 10px; background-color: #ffc107;"></div>	393	106	190	15
Total Votes Cast	704	100.00%	<div style="width: 100%; height: 10px; background-color: #ffc107;"></div>	393	106	190	15
Overvotes	0			0	0	0	0
Undervotes	69			22	20	26	1
Contest Totals	773			415	126	216	16

For County Recorder COUNTY

Vote For 1

	TOTAL	VOTE %		Polling Place	Mail Absentee	Early Voting Absentee	Provisional
REP Linda Stachler	677	100.00%	<div style="width: 100%; height: 10px; background-color: #ffc107;"></div>	385	92	187	13
Total Votes Cast	677	100.00%	<div style="width: 100%; height: 10px; background-color: #ffc107;"></div>	385	92	187	13
Overvotes	0			0	0	0	0
Undervotes	96			30	34	29	3
Contest Totals	773			415	126	216	16

For County Treasurer COUNTY

Vote For 1

	TOTAL	VOTE %		Polling Place	Mail Absentee	Early Voting Absentee	Provisional
DEM Scott J. Zumbrink	495	100.00%	<div style="width: 100%; height: 10px; background-color: #ffc107;"></div>	263	91	131	10
Total Votes Cast	495	100.00%	<div style="width: 100%; height: 10px; background-color: #ffc107;"></div>	263	91	131	10
Overvotes	0			0	0	0	0
Undervotes	278			152	35	85	6
Contest Totals	773			415	126	216	16

HARRISON EAST & NEW MADISON

For County Engineer COUNTY

Vote For 1

	TOTAL	VOTE %		Polling Place	Mail Absentee	Early Voting Absentee	Provisional
DEM Jim Surber	458	100.00%	<div style="width: 100%; height: 10px; background-color: #ffc107;"></div>	238	91	118	11
Total Votes Cast	458	100.00%	<div style="width: 100%; height: 10px; background-color: #ffc107;"></div>	238	91	118	11
Overvotes	0			0	0	0	0
Undervotes	315			177	35	98	5
Contest Totals	773			415	126	216	16

For Coroner COUNTY

Vote For 1

	TOTAL	VOTE %		Polling Place	Mail Absentee	Early Voting Absentee	Provisional
REP Timothy Kathman	682	100.00%	<div style="width: 100%; height: 10px; background-color: #ffc107;"></div>	382	97	188	15
Total Votes Cast	682	100.00%	<div style="width: 100%; height: 10px; background-color: #ffc107;"></div>	382	97	188	15
Overvotes	0			0	0	0	0
Undervotes	91			33	29	28	1
Contest Totals	773			415	126	216	16

For Justice of the Supreme Court (Full Term Commencing 1-1-2021)

Vote For 1

	TOTAL	VOTE %		Polling Place	Mail Absentee	Early Voting Absentee	Provisional
Sharon L. Kennedy	418	63.82%	<div style="width: 63.82%; height: 10px; background-color: #ffc107;"></div>	235	72	104	7
John P. O'Donnell	237	36.18%	<div style="width: 36.18%; height: 10px; background-color: #ffc107;"></div>	114	35	81	7
Total Votes Cast	655	100.00%	<div style="width: 100%; height: 10px; background-color: #ffc107;"></div>	349	107	185	14
Overvotes	0			0	0	0	0
Undervotes	118			66	19	31	2
Contest Totals	773			415	126	216	16

For Justice of The Supreme Court (Full Term Commencing 1-2-2021)




Vote For 1

	TOTAL	VOTE %		Polling Place	Mail Absentee	Early Voting Absentee	Provisional
Judi French	371	59.65%	<div style="width: 59.65%; height: 10px; background-color: #ffc107;"></div>	208	57	96	10
Jennifer Brunner	251	40.35%	<div style="width: 40.35%; height: 10px; background-color: #ffc107;"></div>	124	50	74	3
Total Votes Cast	622	100.00%	<div style="width: 100%; height: 10px; background-color: #ffc107;"></div>	332	107	170	13
Overvotes	0			0	0	0	0
Undervotes	151			83	19	46	3
Contest Totals	773			415	126	216	16

HARRISON EAST & NEW MADISON



For Judge of the Court of Appeals (2nd District) 2nd Dist. Ct of App

Vote For 1

	TOTAL	VOTE %		Polling Place	Mail Absentee	Early Voting Absentee	Provisional
Marshall G. Lachman	292	50.17%		160	39	87	6
Chris Epley	290	49.83%		147	61	74	8
Total Votes Cast	582	100.00%		307	100	161	14
Overvotes	0			0	0	0	0
Undervotes	191			108	26	55	2
Contest Totals	773			415	126	216	16




For Judge of the Court of Common Pleas (Juvenile/Probate Division) COUNTY

Vote For 1

	TOTAL	VOTE %		Polling Place	Mail Absentee	Early Voting Absentee	Provisional
Jason Aslinger	604	100.00%		331	95	165	13
Total Votes Cast	604	100.00%		331	95	165	13
Overvotes	0			0	0	0	0
Undervotes	169			84	31	51	3
Contest Totals	773			415	126	216	16




Issue 10 - Renewal 2.18 mills MIAMI VALLEY CTC

Vote For 1

	TOTAL	VOTE %		Polling Place	Mail Absentee	Early Voting Absentee	Provisional
For the Tax Levy	464	62.70%		242	85	128	9
Against the Tax Levy	276	37.30%		159	34	79	4
Total Votes Cast	740	100.00%		401	119	207	13
Overvotes	0			0	0	0	0
Undervotes	33			14	7	9	3
Contest Totals	773			415	126	216	16

Issue 1 - Additional (0.5) mill - Darke County Park District Levy

Vote For 1

	TOTAL	VOTE %		Polling Place	Mail Absentee	Early Voting Absentee	Provisional
For the Tax Levy	421	56.51%		214	72	126	9
Against the Tax Levy	324	43.49%		187	48	85	4
Total Votes Cast	745	100.00%		401	120	211	13
Overvotes	0			0	0	0	0
Undervotes	28			14	6	5	3
Contest Totals	773			415	126	216	16










UNION CITY VILLAGE

Statistics

	TOTAL	Polling Place	Mail Absentee	Early Voting Absentee	Provisional
Registered Voters - Total	852				
Ballots Cast - Total	468	232	128	96	12
Ballots Cast - Blank	0	0	0	0	0
Voter Turnout - Total	54.93%				







For President and Vice President

Vote For 1

	TOTAL	VOTE %		Polling Place	Mail Absentee	Early Voting Absentee	Provisional
REP Donald J. Trump and Michael R. Pence	334	72.14%		177	71	78	8
DEM Joseph R. Biden and Kamala D. Harris	118	25.49%		47	50	17	4
LIB Jo Jorgensen and Spike Cohen	8	1.73%		5	2	1	0
Howie Hawkins and Angela Walker	1	0.22%		0	1	0	0
Write-In: Brian Carrol and Amar Patel	0	0.00%		0	0	0	0
Write-In: Jade Simmons and Claudeliah J. Roze	0	0.00%		0	0	0	0
Write-In Totals	2	0.43%		2	0	0	0
Not Assigned	2	0.43%		2	0	0	0
Total Votes Cast	463	100.00%		231	124	96	12
Overvotes	4			0	4	0	0
Undervotes	1			1	0	0	0
Contest Totals	468			232	128	96	12

For Representative to Congress (8th District) 8TH CONGRESSIONAL

Vote For 1

	TOTAL	VOTE %		Polling Place	Mail Absentee	Early Voting Absentee	Provisional
REP Warren Davidson	333	73.35%		178	74	75	6
DEM Vanessa Enoch	119	26.21%		49	48	18	4
Write-In: Isaac Reed	0	0.00%		0	0	0	0
Write-In Totals	2	0.44%		2	0	0	0
Not Assigned	2	0.44%		2	0	0	0
Total Votes Cast	454	100.00%		229	122	93	10
Overvotes	0			0	0	0	0
Undervotes	14			3	6	3	2
Contest Totals	468			232	128	96	12

UNION CITY VILLAGE

For State Senator (12th District) 12TH SENATE

Vote For 1

	TOTAL	VOTE %		Polling Place	Mail Absentee	Early Voting Absentee	Provisional
REP Matt Huffman	327	72.03%		178	70	74	5
DEM Ken Poling	127	27.97%		50	54	18	5
Total Votes Cast	454	100.00%		228	124	92	10
Overvotes	0			0	0	0	0
Undervotes	14			4	4	4	2
Contest Totals	468			232	128	96	12

For State Representative (84th District) 84TH HOUSE

Vote For 1

	TOTAL	VOTE %		Polling Place	Mail Absentee	Early Voting Absentee	Provisional
REP Susan Manchester	332	73.61%		179	71	75	7
DEM Joseph A. Monbeck	119	26.39%		48	51	17	3
Total Votes Cast	451	100.00%		227	122	92	10
Overvotes	0			0	0	0	0
Undervotes	17			5	6	4	2
Contest Totals	468			232	128	96	12

For County Commissioner (Full term commencing 1-2-2021) COUNTY

Vote For 1

	TOTAL	VOTE %		Polling Place	Mail Absentee	Early Voting Absentee	Provisional
REP Matthew Aultman	391	100.00%		209	96	78	8
Total Votes Cast	391	100.00%		209	96	78	8
Overvotes	0			0	0	0	0
Undervotes	77			23	32	18	4
Contest Totals	468			232	128	96	12

For County Commissioner (Full term commencing 1-3-2021) COUNTY

Vote For 1

	TOTAL	VOTE %		Polling Place	Mail Absentee	Early Voting Absentee	Provisional
REP Larry Holmes	385	100.00%		206	95	76	8
Total Votes Cast	385	100.00%		206	95	76	8
Overvotes	0			0	0	0	0
Undervotes	83			26	33	20	4
Contest Totals	468			232	128	96	12

UNION CITY VILLAGE

For Prosecuting Attorney COUNTY

Vote For 1

	TOTAL	VOTE %		Polling Place	Mail Absentee	Early Voting Absentee	Provisional
REP R. Kelly Ormsby, III	384	100.00%	<div style="width: 100%; height: 10px; background-color: #ffc107;"></div>	205	97	74	8
Total Votes Cast	384	100.00%	<div style="width: 100%; height: 10px; background-color: #ffc107;"></div>	205	97	74	8
Overvotes	0			0	0	0	0
Undervotes	84			27	31	22	4
Contest Totals	468			232	128	96	12

For Clerk of the Court of Common Pleas COUNTY

Vote For 1

	TOTAL	VOTE %		Polling Place	Mail Absentee	Early Voting Absentee	Provisional
REP Cindy Pike	393	100.00%	<div style="width: 100%; height: 10px; background-color: #ffc107;"></div>	206	100	79	8
Total Votes Cast	393	100.00%	<div style="width: 100%; height: 10px; background-color: #ffc107;"></div>	206	100	79	8
Overvotes	0			0	0	0	0
Undervotes	75			26	28	17	4
Contest Totals	468			232	128	96	12

For Sheriff COUNTY

Vote For 1

	TOTAL	VOTE %		Polling Place	Mail Absentee	Early Voting Absentee	Provisional
REP Toby L. Spencer	401	100.00%	<div style="width: 100%; height: 10px; background-color: #ffc107;"></div>	212	101	80	8
Total Votes Cast	401	100.00%	<div style="width: 100%; height: 10px; background-color: #ffc107;"></div>	212	101	80	8
Overvotes	0			0	0	0	0
Undervotes	67			20	27	16	4
Contest Totals	468			232	128	96	12

For County Recorder COUNTY

Vote For 1

	TOTAL	VOTE %		Polling Place	Mail Absentee	Early Voting Absentee	Provisional
REP Linda Stachler	383	100.00%	<div style="width: 100%; height: 10px; background-color: #ffc107;"></div>	206	93	76	8
Total Votes Cast	383	100.00%	<div style="width: 100%; height: 10px; background-color: #ffc107;"></div>	206	93	76	8
Overvotes	0			0	0	0	0
Undervotes	85			26	35	20	4
Contest Totals	468			232	128	96	12

UNION CITY VILLAGE

For County Treasurer COUNTY

Vote For 1

	TOTAL	VOTE %		Polling Place	Mail Absentee	Early Voting Absentee	Provisional
DEM Scott J. Zumbrink	335	100.00%	<div style="width: 100%; height: 10px; background-color: #ffc107;"></div>	162	104	60	9
Total Votes Cast	335	100.00%	<div style="width: 100%; height: 10px; background-color: #ffc107;"></div>	162	104	60	9
Overvotes	0			0	0	0	0
Undervotes	133			70	24	36	3
Contest Totals	468			232	128	96	12

For County Engineer COUNTY

Vote For 1

	TOTAL	VOTE %		Polling Place	Mail Absentee	Early Voting Absentee	Provisional
DEM Jim Surber	318	100.00%	<div style="width: 100%; height: 10px; background-color: #ffc107;"></div>	151	102	56	9
Total Votes Cast	318	100.00%	<div style="width: 100%; height: 10px; background-color: #ffc107;"></div>	151	102	56	9
Overvotes	0			0	0	0	0
Undervotes	150			81	26	40	3
Contest Totals	468			232	128	96	12

For Coroner COUNTY

Vote For 1

	TOTAL	VOTE %		Polling Place	Mail Absentee	Early Voting Absentee	Provisional
REP Timothy Kathman	379	100.00%	<div style="width: 100%; height: 10px; background-color: #ffc107;"></div>	199	97	75	8
Total Votes Cast	379	100.00%	<div style="width: 100%; height: 10px; background-color: #ffc107;"></div>	199	97	75	8
Overvotes	0			0	0	0	0
Undervotes	89			33	31	21	4
Contest Totals	468			232	128	96	12

For Member of the State Board of Education (1st District) 1st Dist StBd of Ed

Vote For 1

	TOTAL	VOTE %		Polling Place	Mail Absentee	Early Voting Absentee	Provisional
Diana M. Fessler	339	100.00%	<div style="width: 100%; height: 10px; background-color: #ffc107;"></div>	180	84	67	8
Total Votes Cast	339	100.00%	<div style="width: 100%; height: 10px; background-color: #ffc107;"></div>	180	84	67	8
Overvotes	0			0	0	0	0
Undervotes	129			52	44	29	4
Contest Totals	468			232	128	96	12

UNION CITY VILLAGE

For Justice of the Supreme Court (Full Term Commencing 1-1-2021)

Vote For 1

	TOTAL	VOTE %		Polling Place	Mail Absentee	Early Voting Absentee	Provisional
Sharon L. Kennedy	279	67.55%		156	63	57	3
John P. O'Donnell	134	32.45%		56	50	21	7
Total Votes Cast	413	100.00%		212	113	78	10
Overvotes	0			0	0	0	0
Undervotes	55			20	15	18	2
Contest Totals	468			232	128	96	12

For Justice of The Supreme Court (Full Term Commencing 1-2-2021)

Vote For 1

	TOTAL	VOTE %		Polling Place	Mail Absentee	Early Voting Absentee	Provisional
Jennifer Brunner	256	64.16%		119	86	47	4
Judi French	143	35.84%		85	26	27	5
Total Votes Cast	399	100.00%		204	112	74	9
Overvotes	0			0	0	0	0
Undervotes	69			28	16	22	3
Contest Totals	468			232	128	96	12

For Judge of the Court of Appeals (2nd District) 2nd Dist. Ct of App

Vote For 1

	TOTAL	VOTE %		Polling Place	Mail Absentee	Early Voting Absentee	Provisional
Chris Epley	235	61.68%		128	57	46	4
Marshall G. Lachman	146	38.32%		68	48	24	6
Total Votes Cast	381	100.00%		196	105	70	10
Overvotes	0			0	0	0	0
Undervotes	87			36	23	26	2
Contest Totals	468			232	128	96	12

For Judge of the Court of Common Pleas (Juvenile/Probate Division) COUNTY

Vote For 1

	TOTAL	VOTE %		Polling Place	Mail Absentee	Early Voting Absentee	Provisional
Jason Aslinger	347	100.00%		189	81	67	10
Total Votes Cast	347	100.00%		189	81	67	10
Overvotes	0			0	0	0	0
Undervotes	121			43	47	29	2
Contest Totals	468			232	128	96	12

UNION CITY VILLAGE

Issue 8 - Renewal (0.75%) MISSISSINAWA LSD

Vote For 1

	TOTAL	VOTE %		Polling Place	Mail Absentee	Early Voting Absentee	Provisional
For the Tax	259	57.05%		130	79	44	6
Against the Tax	195	42.95%		98	44	49	4
Total Votes Cast	454	100.00%		228	123	93	10
Overvotes	0			0	0	0	0
Undervotes	14			4	5	3	2
Contest Totals	468			232	128	96	12

Issue 10 - Renewal 2.18 mills MIAMI VALLEY CTC

Vote For 1

	TOTAL	VOTE %		Polling Place	Mail Absentee	Early Voting Absentee	Provisional
For the Tax Levy	249	55.83%		123	71	46	9
Against the Tax Levy	197	44.17%		100	49	47	1
Total Votes Cast	446	100.00%		223	120	93	10
Overvotes	0			0	0	0	0
Undervotes	22			9	8	3	2
Contest Totals	468			232	128	96	12

Issue 1 - Additional (0.5) mill - Darke County Park District Levy

Vote For 1

	TOTAL	VOTE %		Polling Place	Mail Absentee	Early Voting Absentee	Provisional
For the Tax Levy	260	58.43%		126	72	54	8
Against the Tax Levy	185	41.57%		97	46	40	2
Total Votes Cast	445	100.00%		223	118	94	10
Overvotes	0			0	0	0	0
Undervotes	23			9	10	2	2
Contest Totals	468			232	128	96	12










JACKSON TWP.

Statistics

	TOTAL	Polling Place	Mail Absentee	Early Voting Absentee	Provisional
Registered Voters - Total	726				
Ballots Cast - Total	566	227	126	207	6
Ballots Cast - Blank	0	0	0	0	0
Voter Turnout - Total	77.96%				







For President and Vice President

Vote For 1

	TOTAL	VOTE %		Polling Place	Mail Absentee	Early Voting Absentee	Provisional
REP Donald J. Trump and Michael R. Pence	457	81.46%		206	75	170	6
DEM Joseph R. Biden and Kamala D. Harris	95	16.93%		18	44	33	0
LIB Jo Jorgensen and Spike Cohen	7	1.25%		1	4	2	0
Howie Hawkins and Angela Walker	0	0.00%		0	0	0	0
Write-In: Brian Carrol and Amar Patel	0	0.00%		0	0	0	0
Write-In: Jade Simmons and Claudeliah J. Roze	0	0.00%		0	0	0	0
Write-In Totals	2	0.36%		1	0	1	0
Not Assigned	2	0.36%		1	0	1	0
Total Votes Cast	561	100.00%		226	123	206	6
Overvotes	2			0	2	0	0
Undervotes	3			1	1	1	0
Contest Totals	566			227	126	207	6

For Representative to Congress (8th District) 8TH CONGRESSIONAL




Vote For 1

	TOTAL	VOTE %		Polling Place	Mail Absentee	Early Voting Absentee	Provisional
REP Warren Davidson	459	83.45%		206	82	165	6
DEM Vanessa Enoch	90	16.36%		18	37	35	0
Write-In: Isaac Reed	0	0.00%		0	0	0	0
Write-In Totals	1	0.18%		0	0	1	0
Not Assigned	1	0.18%		0	0	1	0
Total Votes Cast	550	100.00%		224	119	201	6
Overvotes	1			0	1	0	0
Undervotes	15			3	6	6	0
Contest Totals	566			227	126	207	6

JACKSON TWP.




For State Senator (12th District) 12TH SENATE

Vote For 1

	TOTAL	VOTE %		Polling Place	Mail Absentee	Early Voting Absentee	Provisional
REP Matt Huffman	462	83.54%		202	85	169	6
DEM Ken Poling	91	16.46%		20	40	31	0
Total Votes Cast	553	100.00%		222	125	200	6
Overvotes	0			0	0	0	0
Undervotes	13			5	1	7	0
Contest Totals	566			227	126	207	6



For State Representative (84th District) 84TH HOUSE

Vote For 1

	TOTAL	VOTE %		Polling Place	Mail Absentee	Early Voting Absentee	Provisional
REP Susan Manchester	459	83.45%		202	83	168	6
DEM Joseph A. Monbeck	91	16.55%		20	39	32	0
Total Votes Cast	550	100.00%		222	122	200	6
Overvotes	2			0	1	1	0
Undervotes	14			5	3	6	0
Contest Totals	566			227	126	207	6



For County Commissioner (Full term commencing 1-2-2021) COUNTY

Vote For 1

	TOTAL	VOTE %		Polling Place	Mail Absentee	Early Voting Absentee	Provisional
REP Matthew Aultman	492	100.00%		209	94	183	6
Total Votes Cast	492	100.00%		209	94	183	6
Overvotes	0			0	0	0	0
Undervotes	74			18	32	24	0
Contest Totals	566			227	126	207	6

For County Commissioner (Full term commencing 1-3-2021) COUNTY

Vote For 1

	TOTAL	VOTE %		Polling Place	Mail Absentee	Early Voting Absentee	Provisional
REP Larry Holmes	490	100.00%		208	94	182	6
Total Votes Cast	490	100.00%		208	94	182	6
Overvotes	0			0	0	0	0
Undervotes	76			19	32	25	0
Contest Totals	566			227	126	207	6

PRECINCTS RESULTS REPORT

Official Count
November 3, 2020

GENERAL ELECTION

Final Results
DARKE COUNTY

JACKSON TWP.

For Prosecuting Attorney COUNTY

Vote For 1

	TOTAL	VOTE %		Polling Place	Mail Absentee	Early Voting Absentee	Provisional
REP R. Kelly Ormsby, III	488	100.00%		208	94	180	6
Total Votes Cast	488	100.00%		208	94	180	6
Overvotes	0			0	0	0	0
Undervotes	78			19	32	27	0
Contest Totals	566			227	126	207	6

For Clerk of the Court of Common Pleas COUNTY

Vote For 1

	TOTAL	VOTE %		Polling Place	Mail Absentee	Early Voting Absentee	Provisional
REP Cindy Pike	496	100.00%		213	95	182	6
Total Votes Cast	496	100.00%		213	95	182	6
Overvotes	0			0	0	0	0
Undervotes	70			14	31	25	0
Contest Totals	566			227	126	207	6

For Sheriff COUNTY

Vote For 1

	TOTAL	VOTE %		Polling Place	Mail Absentee	Early Voting Absentee	Provisional
REP Toby L. Spencer	522	100.00%		216	104	196	6
Total Votes Cast	522	100.00%		216	104	196	6
Overvotes	0			0	0	0	0
Undervotes	44			11	22	11	0
Contest Totals	566			227	126	207	6

For County Recorder COUNTY

Vote For 1

	TOTAL	VOTE %		Polling Place	Mail Absentee	Early Voting Absentee	Provisional
REP Linda Stachler	501	100.00%		213	94	188	6
Total Votes Cast	501	100.00%		213	94	188	6
Overvotes	0			0	0	0	0
Undervotes	65			14	32	19	0
Contest Totals	566			227	126	207	6

JACKSON TWP.

For County Treasurer COUNTY

Vote For 1

	TOTAL	VOTE %		Polling Place	Mail Absentee	Early Voting Absentee	Provisional
DEM Scott J. Zumbrink	381	100.00%		149	96	132	4
Total Votes Cast	381	100.00%		149	96	132	4
Overvotes	0			0	0	0	0
Undervotes	185			78	30	75	2
Contest Totals	566			227	126	207	6

For County Engineer COUNTY

Vote For 1

	TOTAL	VOTE %		Polling Place	Mail Absentee	Early Voting Absentee	Provisional
DEM Jim Surber	359	100.00%		140	96	119	4
Total Votes Cast	359	100.00%		140	96	119	4
Overvotes	0			0	0	0	0
Undervotes	207			87	30	88	2
Contest Totals	566			227	126	207	6

For Coroner COUNTY

Vote For 1

	TOTAL	VOTE %		Polling Place	Mail Absentee	Early Voting Absentee	Provisional
REP Timothy Kathman	494	100.00%		209	100	179	6
Total Votes Cast	494	100.00%		209	100	179	6
Overvotes	0			0	0	0	0
Undervotes	72			18	26	28	0
Contest Totals	566			227	126	207	6

For Member of the State Board of Education (1st District) 1st Dist StBd of Ed

Vote For 1

	TOTAL	VOTE %		Polling Place	Mail Absentee	Early Voting Absentee	Provisional
Diana M. Fessler	397	100.00%		173	81	139	4
Total Votes Cast	397	100.00%		173	81	139	4
Overvotes	0			0	0	0	0
Undervotes	169			54	45	68	2
Contest Totals	566			227	126	207	6

JACKSON TWP.

For Justice of the Supreme Court (Full Term Commencing 1-1-2021)

Vote For 1

	TOTAL	VOTE %		Polling Place	Mail Absentee	Early Voting Absentee	Provisional
Sharon L. Kennedy	317	67.74%		131	67	115	4
John P. O'Donnell	151	32.26%		61	39	51	0
Total Votes Cast	468	100.00%		192	106	166	4
Overvotes	0			0	0	0	0
Undervotes	98			35	20	41	2
Contest Totals	566			227	126	207	6

For Justice of The Supreme Court (Full Term Commencing 1-2-2021)

Vote For 1

	TOTAL	VOTE %		Polling Place	Mail Absentee	Early Voting Absentee	Provisional
Judi French	260	58.30%		104	65	91	0
Jennifer Brunner	186	41.70%		73	40	69	4
Total Votes Cast	446	100.00%		177	105	160	4
Overvotes	0			0	0	0	0
Undervotes	120			50	21	47	2
Contest Totals	566			227	126	207	6

For Judge of the Court of Appeals (2nd District) 2nd Dist. Ct of App

Vote For 1

	TOTAL	VOTE %		Polling Place	Mail Absentee	Early Voting Absentee	Provisional
Chris Epley	248	57.94%		81	67	97	3
Marshall G. Lachman	180	42.06%		86	36	57	1
Total Votes Cast	428	100.00%		167	103	154	4
Overvotes	0			0	0	0	0
Undervotes	138			60	23	53	2
Contest Totals	566			227	126	207	6

For Judge of the Court of Common Pleas (Juvenile/Probate Division) COUNTY

Vote For 1

	TOTAL	VOTE %		Polling Place	Mail Absentee	Early Voting Absentee	Provisional
Jason Aslinger	409	100.00%		172	79	154	4
Total Votes Cast	409	100.00%		172	79	154	4
Overvotes	0			0	0	0	0
Undervotes	157			55	47	53	2
Contest Totals	566			227	126	207	6

JACKSON TWP.

Issue 8 - Renewal (0.75%) MISSISSINAWA LSD

Vote For 1

	TOTAL	VOTE %		Polling Place	Mail Absentee	Early Voting Absentee	Provisional
For the Tax	323	57.37%		138	74	107	4
Against the Tax	240	42.63%		86	52	100	2
Total Votes Cast	563	100.00%		224	126	207	6
Overvotes	0			0	0	0	0
Undervotes	3			3	0	0	0
Contest Totals	566			227	126	207	6

Issue 10 - Renewal 2.18 mills MIAMI VALLEY CTC

Vote For 1

	TOTAL	VOTE %		Polling Place	Mail Absentee	Early Voting Absentee	Provisional
For the Tax Levy	296	53.62%		121	72	99	4
Against the Tax Levy	256	46.38%		100	54	100	2
Total Votes Cast	552	100.00%		221	126	199	6
Overvotes	0			0	0	0	0
Undervotes	14			6	0	8	0
Contest Totals	566			227	126	207	6

Issue 1 - Additional (0.5) mill - Darke County Park District Levy

Vote For 1

	TOTAL	VOTE %		Polling Place	Mail Absentee	Early Voting Absentee	Provisional
For the Tax Levy	280	50.54%		115	65	94	6
Against the Tax Levy	274	49.46%		107	61	106	0
Total Votes Cast	554	100.00%		222	126	200	6
Overvotes	0			0	0	0	0
Undervotes	12			5	0	7	0
Contest Totals	566			227	126	207	6

LIBERTY TWP. & PALESTINE

Statistics

	TOTAL	Polling Place	Mail Absentee	Early Voting Absentee	Provisional
Registered Voters - Total	612				
Ballots Cast - Total	497	241	90	154	12
Ballots Cast - Blank	0	0	0	0	0
Voter Turnout - Total	81.21%				

For President and Vice President

Vote For 1

	TOTAL	VOTE %	Polling Place	Mail Absentee	Early Voting Absentee	Provisional
REP Donald J. Trump and Michael R. Pence	422	85.60%	222	59	129	12
DEM Joseph R. Biden and Kamala D. Harris	66	13.39%	16	28	22	0
LIB Jo Jorgensen and Spike Cohen	5	1.01%	3	0	2	0
Howie Hawkins and Angela Walker	0	0.00%	0	0	0	0
Write-In: Brian Carrol and Amar Patel	0	0.00%	0	0	0	0
Write-In: Jade Simmons and Claudeliah J. Roze	0	0.00%	0	0	0	0
Write-In Totals	0	0.00%	0	0	0	0
Not Assigned	0	0.00%	0	0	0	0
Total Votes Cast	493	100.00%	241	87	153	12
Overvotes	2		0	2	0	0
Undervotes	2		0	1	1	0
Contest Totals	497		241	90	154	12

For Representative to Congress (8th District) 8TH CONGRESSIONAL

Vote For 1

	TOTAL	VOTE %	Polling Place	Mail Absentee	Early Voting Absentee	Provisional
REP Warren Davidson	418	85.48%	217	61	129	11
DEM Vanessa Enoch	71	14.52%	20	26	24	1
Write-In: Isaac Reed	0	0.00%	0	0	0	0
Write-In Totals	0	0.00%	0	0	0	0
Not Assigned	0	0.00%	0	0	0	0
Total Votes Cast	489	100.00%	237	87	153	12
Overvotes	1		0	1	0	0
Undervotes	7		4	2	1	0
Contest Totals	497		241	90	154	12

PRECINCTS RESULTS REPORT

Official Count

November 3, 2020

GENERAL ELECTION




Final Results

DARKE COUNTY

LIBERTY TWP. & PALESTINE



For State Representative (80th District) 80TH HOUSE

Vote For 1

	TOTAL	VOTE %		Polling Place	Mail Absentee	Early Voting Absentee	Provisional
REP Jena Powell	409	84.85%		215	57	126	11
DEM Ted Jones	73	15.15%		20	30	23	0
Total Votes Cast	482	100.00%		235	87	149	11
Overvotes	0			0	0	0	0
Undervotes	15			6	3	5	1
Contest Totals	497			241	90	154	12



For County Commissioner (Full term commencing 1-2-2021) COUNTY

Vote For 1

	TOTAL	VOTE %		Polling Place	Mail Absentee	Early Voting Absentee	Provisional
REP Matthew Aultman	429	100.00%		216	69	133	11
Total Votes Cast	429	100.00%		216	69	133	11
Overvotes	0			0	0	0	0
Undervotes	68			25	21	21	1
Contest Totals	497			241	90	154	12



For County Commissioner (Full term commencing 1-3-2021) COUNTY

Vote For 1

	TOTAL	VOTE %		Polling Place	Mail Absentee	Early Voting Absentee	Provisional
REP Larry Holmes	414	100.00%		214	65	127	8
Total Votes Cast	414	100.00%		214	65	127	8
Overvotes	0			0	0	0	0
Undervotes	83			27	25	27	4
Contest Totals	497			241	90	154	12

For Prosecuting Attorney COUNTY



Vote For 1

	TOTAL	VOTE %		Polling Place	Mail Absentee	Early Voting Absentee	Provisional
REP R. Kelly Ormsby, III	425	100.00%		212	74	130	9
Total Votes Cast	425	100.00%		212	74	130	9
Overvotes	0			0	0	0	0
Undervotes	72			29	16	24	3
Contest Totals	497			241	90	154	12

LIBERTY TWP. & PALESTINE



For Clerk of the Court of Common Pleas COUNTY

Vote For 1

	TOTAL	VOTE %		Polling Place	Mail Absentee	Early Voting Absentee	Provisional
REP Cindy Pike	440	100.00%		217	71	140	12
Total Votes Cast	440	100.00%		217	71	140	12
Overvotes	0			0	0	0	0
Undervotes	57			24	19	14	0
Contest Totals	497			241	90	154	12



For Sheriff COUNTY

Vote For 1

	TOTAL	VOTE %		Polling Place	Mail Absentee	Early Voting Absentee	Provisional
REP Toby L. Spencer	446	100.00%		221	77	136	12
Total Votes Cast	446	100.00%		221	77	136	12
Overvotes	0			0	0	0	0
Undervotes	51			20	13	18	0
Contest Totals	497			241	90	154	12



For County Recorder COUNTY

Vote For 1

	TOTAL	VOTE %		Polling Place	Mail Absentee	Early Voting Absentee	Provisional
REP Linda Stachler	434	100.00%		212	73	138	11
Total Votes Cast	434	100.00%		212	73	138	11
Overvotes	0			0	0	0	0
Undervotes	63			29	17	16	1
Contest Totals	497			241	90	154	12

For County Treasurer COUNTY



Vote For 1

	TOTAL	VOTE %		Polling Place	Mail Absentee	Early Voting Absentee	Provisional
DEM Scott J. Zumbrink	318	100.00%		144	69	95	10
Total Votes Cast	318	100.00%		144	69	95	10
Overvotes	0			0	0	0	0
Undervotes	179			97	21	59	2
Contest Totals	497			241	90	154	12

LIBERTY TWP. & PALESTINE



For County Engineer COUNTY

Vote For 1

	TOTAL	VOTE %		Polling Place	Mail Absentee	Early Voting Absentee	Provisional
DEM Jim Surber	280	100.00%		128	63	79	10
Total Votes Cast	280	100.00%		128	63	79	10
Overvotes	0			0	0	0	0
Undervotes	217			113	27	75	2
Contest Totals	497			241	90	154	12




For Coroner COUNTY

Vote For 1

	TOTAL	VOTE %		Polling Place	Mail Absentee	Early Voting Absentee	Provisional
REP Timothy Kathman	442	100.00%		216	78	136	12
Total Votes Cast	442	100.00%		216	78	136	12
Overvotes	0			0	0	0	0
Undervotes	55			25	12	18	0
Contest Totals	497			241	90	154	12




For Justice of the Supreme Court (Full Term Commencing 1-1-2021)

Vote For 1

	TOTAL	VOTE %		Polling Place	Mail Absentee	Early Voting Absentee	Provisional
Sharon L. Kennedy	318	72.60%		170	47	94	7
John P. O'Donnell	120	27.40%		48	33	36	3
Total Votes Cast	438	100.00%		218	80	130	10
Overvotes	0			0	0	0	0
Undervotes	59			23	10	24	2
Contest Totals	497			241	90	154	12

For Justice of The Supreme Court (Full Term Commencing 1-2-2021)

Vote For 1

	TOTAL	VOTE %		Polling Place	Mail Absentee	Early Voting Absentee	Provisional
Judi French	235	57.04%		121	37	73	4
Jennifer Brunner	177	42.96%		87	39	44	7
Total Votes Cast	412	100.00%		208	76	117	11
Overvotes	0			0	0	0	0
Undervotes	85			33	14	37	1
Contest Totals	497			241	90	154	12

LIBERTY TWP. & PALESTINE

For Judge of the Court of Appeals (2nd District) 2nd Dist. Ct of App

Vote For 1

	TOTAL	VOTE %		Polling Place	Mail Absentee	Early Voting Absentee	Provisional
Chris Epley	263	68.49%		136	46	75	6
Marshall G. Lachman	121	31.51%		54	29	35	3
Total Votes Cast	384	100.00%		190	75	110	9
Overvotes	0			0	0	0	0
Undervotes	113			51	15	44	3
Contest Totals	497			241	90	154	12

For Judge of the Court of Common Pleas (Juvenile/Probate Division) COUNTY

Vote For 1

	TOTAL	VOTE %		Polling Place	Mail Absentee	Early Voting Absentee	Provisional
Jason Aslinger	381	100.00%		194	66	111	10
Total Votes Cast	381	100.00%		194	66	111	10
Overvotes	0			0	0	0	0
Undervotes	116			47	24	43	2
Contest Totals	497			241	90	154	12

Issue 7 - Renewal (5.5) mills GREENVILLE CITY SD

Vote For 1

	TOTAL	VOTE %		Polling Place	Mail Absentee	Early Voting Absentee	Provisional
Against the Tax Levy	8	72.73%		1	0	7	0
For the Tax Levy	3	27.27%		2	0	1	0
Total Votes Cast	11	100.00%		3	0	8	0
Overvotes	0			0	0	0	0
Undervotes	0			0	0	0	0
Contest Totals	11			3	0	8	0

Issue 10 - Renewal 2.18 mills MIAMI VALLEY CTC




Vote For 1

	TOTAL	VOTE %		Polling Place	Mail Absentee	Early Voting Absentee	Provisional
For the Tax Levy	245	52.69%		123	42	77	3
Against the Tax Levy	220	47.31%		105	41	66	8
Total Votes Cast	465	100.00%		228	83	143	11
Overvotes	0			0	0	0	0
Undervotes	21			10	7	3	1
Contest Totals	486			238	90	146	12

LIBERTY TWP. & PALESTINE

Issue 1 - Additional (0.5) mill - Darke County Park District Levy

Vote For 1

	TOTAL	VOTE %		Polling Place	Mail Absentee	Early Voting Absentee	Provisional
For the Tax Levy	247	51.57%		109	47	85	6
Against the Tax Levy	232	48.43%		123	39	65	5
Total Votes Cast	479	100.00%		232	86	150	11
Overvotes	0			0	0	0	0
Undervotes	18			9	4	4	1
Contest Totals	497			241	90	154	12










MISSISSINAWA TWP.

Statistics

	TOTAL	Polling Place	Mail Absentee	Early Voting Absentee	Provisional
Registered Voters - Total	472				
Ballots Cast - Total	399	171	91	132	5
Ballots Cast - Blank	0	0	0	0	0
Voter Turnout - Total	84.53%				







For President and Vice President

Vote For 1

	TOTAL	VOTE %		Polling Place	Mail Absentee	Early Voting Absentee	Provisional
REP Donald J. Trump and Michael R. Pence	350	89.06%		160	70	115	5
DEM Joseph R. Biden and Kamala D. Harris	42	10.69%		8	20	14	0
LIB Jo Jorgensen and Spike Cohen	1	0.25%		1	0	0	0
Howie Hawkins and Angela Walker	0	0.00%		0	0	0	0
Write-In: Brian Carrol and Amar Patel	0	0.00%		0	0	0	0
Write-In: Jade Simmons and Claudeliah J. Roze	0	0.00%		0	0	0	0
Write-In Totals	0	0.00%		0	0	0	0
Not Assigned	0	0.00%		0	0	0	0
Total Votes Cast	393	100.00%		169	90	129	5
Overvotes	1			0	1	0	0
Undervotes	5			2	0	3	0
Contest Totals	399			171	91	132	5

For Representative to Congress (8th District) 8TH CONGRESSIONAL




Vote For 1

	TOTAL	VOTE %		Polling Place	Mail Absentee	Early Voting Absentee	Provisional
REP Warren Davidson	346	89.41%		158	70	113	5
DEM Vanessa Enoch	41	10.59%		9	15	17	0
Write-In: Isaac Reed	0	0.00%		0	0	0	0
Write-In Totals	0	0.00%		0	0	0	0
Not Assigned	0	0.00%		0	0	0	0
Total Votes Cast	387	100.00%		167	85	130	5
Overvotes	2			0	2	0	0
Undervotes	10			4	4	2	0
Contest Totals	399			171	91	132	5

MISSISSINAWA TWP.




For State Senator (12th District) 12TH SENATE

Vote For 1

	TOTAL	VOTE %		Polling Place	Mail Absentee	Early Voting Absentee	Provisional
REP Matt Huffman	350	89.74%		159	73	113	5
DEM Ken Poling	40	10.26%		8	17	15	0
Total Votes Cast	390	100.00%		167	90	128	5
Overvotes	0			0	0	0	0
Undervotes	9			4	1	4	0
Contest Totals	399			171	91	132	5



For State Representative (84th District) 84TH HOUSE

Vote For 1

	TOTAL	VOTE %		Polling Place	Mail Absentee	Early Voting Absentee	Provisional
REP Susan Manchester	344	88.89%		155	74	110	5
DEM Joseph A. Monbeck	43	11.11%		12	15	16	0
Total Votes Cast	387	100.00%		167	89	126	5
Overvotes	0			0	0	0	0
Undervotes	12			4	2	6	0
Contest Totals	399			171	91	132	5



For County Commissioner (Full term commencing 1-2-2021) COUNTY

Vote For 1

	TOTAL	VOTE %		Polling Place	Mail Absentee	Early Voting Absentee	Provisional
REP Matthew Aultman	349	100.00%		156	74	114	5
Total Votes Cast	349	100.00%		156	74	114	5
Overvotes	0			0	0	0	0
Undervotes	50			15	17	18	0
Contest Totals	399			171	91	132	5

For County Commissioner (Full term commencing 1-3-2021) COUNTY

Vote For 1

	TOTAL	VOTE %		Polling Place	Mail Absentee	Early Voting Absentee	Provisional
REP Larry Holmes	338	100.00%		151	74	108	5
Total Votes Cast	338	100.00%		151	74	108	5
Overvotes	0			0	0	0	0
Undervotes	61			20	17	24	0
Contest Totals	399			171	91	132	5

MISSISSINAWA TWP.

For Prosecuting Attorney COUNTY

Vote For 1

	TOTAL	VOTE %		Polling Place	Mail Absentee	Early Voting Absentee	Provisional
REP R. Kelly Ormsby, III	332	100.00%		148	72	107	5
Total Votes Cast	332	100.00%		148	72	107	5
Overvotes	0			0	0	0	0
Undervotes	67			23	19	25	0
Contest Totals	399			171	91	132	5

For Clerk of the Court of Common Pleas COUNTY

Vote For 1

	TOTAL	VOTE %		Polling Place	Mail Absentee	Early Voting Absentee	Provisional
REP Cindy Pike	343	100.00%		151	73	114	5
Total Votes Cast	343	100.00%		151	73	114	5
Overvotes	0			0	0	0	0
Undervotes	56			20	18	18	0
Contest Totals	399			171	91	132	5

For Sheriff COUNTY

Vote For 1

	TOTAL	VOTE %		Polling Place	Mail Absentee	Early Voting Absentee	Provisional
REP Toby L. Spencer	344	100.00%		150	73	116	5
Total Votes Cast	344	100.00%		150	73	116	5
Overvotes	0			0	0	0	0
Undervotes	55			21	18	16	0
Contest Totals	399			171	91	132	5

For County Recorder COUNTY

Vote For 1

	TOTAL	VOTE %		Polling Place	Mail Absentee	Early Voting Absentee	Provisional
REP Linda Stachler	347	100.00%		153	76	113	5
Total Votes Cast	347	100.00%		153	76	113	5
Overvotes	0			0	0	0	0
Undervotes	52			18	15	19	0
Contest Totals	399			171	91	132	5

MISSISSINAWA TWP.

For County Treasurer COUNTY

Vote For 1

	TOTAL	VOTE %		Polling Place	Mail Absentee	Early Voting Absentee	Provisional
DEM Scott J. Zumbrink	270	100.00%		104	76	85	5
Total Votes Cast	270	100.00%		104	76	85	5
Overvotes	0			0	0	0	0
Undervotes	129			67	15	47	0
Contest Totals	399			171	91	132	5

For County Engineer COUNTY

Vote For 1

	TOTAL	VOTE %		Polling Place	Mail Absentee	Early Voting Absentee	Provisional
DEM Jim Surber	242	100.00%		90	68	79	5
Total Votes Cast	242	100.00%		90	68	79	5
Overvotes	0			0	0	0	0
Undervotes	157			81	23	53	0
Contest Totals	399			171	91	132	5

For Coroner COUNTY

Vote For 1

	TOTAL	VOTE %		Polling Place	Mail Absentee	Early Voting Absentee	Provisional
REP Timothy Kathman	338	100.00%		147	75	111	5
Total Votes Cast	338	100.00%		147	75	111	5
Overvotes	0			0	0	0	0
Undervotes	61			24	16	21	0
Contest Totals	399			171	91	132	5

For Member of the State Board of Education (1st District) 1st Dist StBd of Ed

Vote For 1

	TOTAL	VOTE %		Polling Place	Mail Absentee	Early Voting Absentee	Provisional
Diana M. Fessler	284	100.00%		121	64	94	5
Total Votes Cast	284	100.00%		121	64	94	5
Overvotes	0			0	0	0	0
Undervotes	115			50	27	38	0
Contest Totals	399			171	91	132	5

MISSISSINAWA TWP.

For Justice of the Supreme Court (Full Term Commencing 1-1-2021)

Vote For 1

	TOTAL	VOTE %		Polling Place	Mail Absentee	Early Voting Absentee	Provisional
Sharon L. Kennedy	230	65.90%		92	59	78	1
John P. O'Donnell	119	34.10%		52	25	38	4
Total Votes Cast	349	100.00%		144	84	116	5
Overvotes	1			0	1	0	0
Undervotes	49			27	6	16	0
Contest Totals	399			171	91	132	5

For Justice of The Supreme Court (Full Term Commencing 1-2-2021)

Vote For 1

	TOTAL	VOTE %		Polling Place	Mail Absentee	Early Voting Absentee	Provisional
Judi French	214	64.65%		90	47	74	3
Jennifer Brunner	117	35.35%		44	33	38	2
Total Votes Cast	331	100.00%		134	80	112	5
Overvotes	1			0	1	0	0
Undervotes	67			37	10	20	0
Contest Totals	399			171	91	132	5

For Judge of the Court of Appeals (2nd District) 2nd Dist. Ct of App

Vote For 1

	TOTAL	VOTE %		Polling Place	Mail Absentee	Early Voting Absentee	Provisional
Chris Epley	172	55.13%		62	44	65	1
Marshall G. Lachman	140	44.87%		61	32	43	4
Total Votes Cast	312	100.00%		123	76	108	5
Overvotes	0			0	0	0	0
Undervotes	87			48	15	24	0
Contest Totals	399			171	91	132	5

For Judge of the Court of Common Pleas (Juvenile/Probate Division) COUNTY

Vote For 1

	TOTAL	VOTE %		Polling Place	Mail Absentee	Early Voting Absentee	Provisional
Jason Aslinger	283	100.00%		122	54	103	4
Total Votes Cast	283	100.00%		122	54	103	4
Overvotes	0			0	0	0	0
Undervotes	116			49	37	29	1
Contest Totals	399			171	91	132	5

MISSISSINAWA TWP.

Issue 8 - Renewal (0.75%) MISSISSINAWA LSD

Vote For 1

	TOTAL	VOTE %		Polling Place	Mail Absentee	Early Voting Absentee	Provisional
For the Tax	132	51.56%		62	27	43	0
Against the Tax	124	48.44%		45	36	42	1
Total Votes Cast	256	100.00%		107	63	85	1
Overvotes	0			0	0	0	0
Undervotes	4			2	1	1	0
Contest Totals	260			109	64	86	1

Issue 10 - Renewal 2.18 mills MIAMI VALLEY CTC

Vote For 1

	TOTAL	VOTE %		Polling Place	Mail Absentee	Early Voting Absentee	Provisional
Against the Tax Levy	131	52.19%		53	38	40	0
For the Tax Levy	120	47.81%		52	25	42	1
Total Votes Cast	251	100.00%		105	63	82	1
Overvotes	0			0	0	0	0
Undervotes	9			4	1	4	0
Contest Totals	260			109	64	86	1

Issue 1 - Additional (0.5) mill - Darke County Park District Levy

Vote For 1

	TOTAL	VOTE %		Polling Place	Mail Absentee	Early Voting Absentee	Provisional
Against the Tax Levy	223	58.07%		91	57	72	3
For the Tax Levy	161	41.93%		72	33	54	2
Total Votes Cast	384	100.00%		163	90	126	5
Overvotes	0			0	0	0	0
Undervotes	15			8	1	6	0
Contest Totals	399			171	91	132	5

MONROE TWP. & PITSBURG

Statistics

	TOTAL	Polling Place	Mail Absentee	Early Voting Absentee	Provisional
Registered Voters - Total	1,162				
Ballots Cast - Total	978	413	213	340	12
Ballots Cast - Blank	0	0	0	0	0
Voter Turnout - Total	84.17%				

For President and Vice President

Vote For 1

	TOTAL	VOTE %	Polling Place	Mail Absentee	Early Voting Absentee	Provisional
REP Donald J. Trump and Michael R. Pence	801	82.92%	355	133	302	11
DEM Joseph R. Biden and Kamala D. Harris	154	15.94%	48	73	32	1
LIB Jo Jorgensen and Spike Cohen	9	0.93%	3	3	3	0
Howie Hawkins and Angela Walker	1	0.10%	0	1	0	0
Write-In: Jade Simmons and Claudeliah J. Roze	1	0.10%	1	0	0	0
Write-In: Brian Carrol and Amar Patel	0	0.00%	0	0	0	0
Write-In Totals	1	0.10%	1	0	0	0
Not Assigned	0	0.00%	0	0	0	0
Total Votes Cast	966	100.00%	407	210	337	12
Overvotes	3		0	2	1	0
Undervotes	9		6	1	2	0
Contest Totals	978		413	213	340	12

For Representative to Congress (8th District) 8TH CONGRESSIONAL

Vote For 1

	TOTAL	VOTE %	Polling Place	Mail Absentee	Early Voting Absentee	Provisional
REP Warren Davidson	823	85.82%	362	147	305	9
DEM Vanessa Enoch	136	14.18%	42	61	32	1
Write-In: Isaac Reed	0	0.00%	0	0	0	0
Write-In Totals	0	0.00%	0	0	0	0
Not Assigned	0	0.00%	0	0	0	0
Total Votes Cast	959	100.00%	404	208	337	10
Overvotes	1		0	1	0	0
Undervotes	18		9	4	3	2
Contest Totals	978		413	213	340	12

PRECINCTS RESULTS REPORT

Official Count
November 3, 2020

GENERAL ELECTION

Final Results
DARKE COUNTY

MONROE TWP. & PITSBURG

For State Representative (80th District) 80TH HOUSE

Vote For 1

	TOTAL	VOTE %		Polling Place	Mail Absentee	Early Voting Absentee	Provisional
REP Jena Powell	808	84.70%		357	140	301	10
DEM Ted Jones	146	15.30%		46	64	35	1
Total Votes Cast	954	100.00%		403	204	336	11
Overvotes	0			0	0	0	0
Undervotes	24			10	9	4	1
Contest Totals	978			413	213	340	12

For County Commissioner (Full term commencing 1-2-2021) COUNTY

Vote For 1

	TOTAL	VOTE %		Polling Place	Mail Absentee	Early Voting Absentee	Provisional
REP Matthew Aultman	861	100.00%		371	168	314	8
Total Votes Cast	861	100.00%		371	168	314	8
Overvotes	0			0	0	0	0
Undervotes	117			42	45	26	4
Contest Totals	978			413	213	340	12

For County Commissioner (Full term commencing 1-3-2021) COUNTY

Vote For 1

	TOTAL	VOTE %		Polling Place	Mail Absentee	Early Voting Absentee	Provisional
REP Larry Holmes	851	100.00%		372	163	307	9
Total Votes Cast	851	100.00%		372	163	307	9
Overvotes	0			0	0	0	0
Undervotes	127			41	50	33	3
Contest Totals	978			413	213	340	12

For Prosecuting Attorney COUNTY

Vote For 1

	TOTAL	VOTE %		Polling Place	Mail Absentee	Early Voting Absentee	Provisional
REP R. Kelly Ormsby, III	854	100.00%		365	168	311	10
Total Votes Cast	854	100.00%		365	168	311	10
Overvotes	0			0	0	0	0
Undervotes	124			48	45	29	2
Contest Totals	978			413	213	340	12

MONROE TWP. & PITSBURG

For Clerk of the Court of Common Pleas COUNTY

Vote For 1

	TOTAL	VOTE %		Polling Place	Mail Absentee	Early Voting Absentee	Provisional
REP Cindy Pike	871	100.00%	<div style="width: 100%; height: 10px; background-color: #ffc107;"></div>	377	168	316	10
Total Votes Cast	871	100.00%	<div style="width: 100%; height: 10px; background-color: #ffc107;"></div>	377	168	316	10
Overvotes	0			0	0	0	0
Undervotes	107			36	45	24	2
Contest Totals	978			413	213	340	12

For Sheriff COUNTY

Vote For 1

	TOTAL	VOTE %		Polling Place	Mail Absentee	Early Voting Absentee	Provisional
REP Toby L. Spencer	876	100.00%	<div style="width: 100%; height: 10px; background-color: #ffc107;"></div>	374	178	315	9
Total Votes Cast	876	100.00%	<div style="width: 100%; height: 10px; background-color: #ffc107;"></div>	374	178	315	9
Overvotes	0			0	0	0	0
Undervotes	102			39	35	25	3
Contest Totals	978			413	213	340	12

For County Recorder COUNTY

Vote For 1

	TOTAL	VOTE %		Polling Place	Mail Absentee	Early Voting Absentee	Provisional
REP Linda Stachler	853	100.00%	<div style="width: 100%; height: 10px; background-color: #ffc107;"></div>	364	166	314	9
Total Votes Cast	853	100.00%	<div style="width: 100%; height: 10px; background-color: #ffc107;"></div>	364	166	314	9
Overvotes	0			0	0	0	0
Undervotes	125			49	47	26	3
Contest Totals	978			413	213	340	12

For County Treasurer COUNTY

Vote For 1

	TOTAL	VOTE %		Polling Place	Mail Absentee	Early Voting Absentee	Provisional
DEM Scott J. Zumbrink	603	100.00%	<div style="width: 100%; height: 10px; background-color: #ffc107;"></div>	242	158	199	4
Total Votes Cast	603	100.00%	<div style="width: 100%; height: 10px; background-color: #ffc107;"></div>	242	158	199	4
Overvotes	0			0	0	0	0
Undervotes	375			171	55	141	8
Contest Totals	978			413	213	340	12

PRECINCTS RESULTS REPORT

Official Count

November 3, 2020

GENERAL ELECTION



Final Results

DARKE COUNTY

MONROE TWP. & PITSBURG



For County Engineer COUNTY

Vote For 1

	TOTAL	VOTE %		Polling Place	Mail Absentee	Early Voting Absentee	Provisional
DEM Jim Surber	547	100.00%		222	147	176	2
Total Votes Cast	547	100.00%		222	147	176	2
Overvotes	0			0	0	0	0
Undervotes	431			191	66	164	10
Contest Totals	978			413	213	340	12




For Coroner COUNTY

Vote For 1

	TOTAL	VOTE %		Polling Place	Mail Absentee	Early Voting Absentee	Provisional
REP Timothy Kathman	852	100.00%		362	171	310	9
Total Votes Cast	852	100.00%		362	171	310	9
Overvotes	0			0	0	0	0
Undervotes	126			51	42	30	3
Contest Totals	978			413	213	340	12




For Justice of the Supreme Court (Full Term Commencing 1-1-2021)

Vote For 1

	TOTAL	VOTE %		Polling Place	Mail Absentee	Early Voting Absentee	Provisional
Sharon L. Kennedy	620	74.34%		269	128	217	6
John P. O'Donnell	214	25.66%		83	58	72	1
Total Votes Cast	834	100.00%		352	186	289	7
Overvotes	0			0	0	0	0
Undervotes	144			61	27	51	5
Contest Totals	978			413	213	340	12

For Justice of The Supreme Court (Full Term Commencing 1-2-2021)

Vote For 1

	TOTAL	VOTE %		Polling Place	Mail Absentee	Early Voting Absentee	Provisional
Judi French	479	59.80%		196	111	168	4
Jennifer Brunner	322	40.20%		132	74	112	4
Total Votes Cast	801	100.00%		328	185	280	8
Overvotes	0			0	0	0	0
Undervotes	177			85	28	60	4
Contest Totals	978			413	213	340	12

MONROE TWP. & PITSBURG

For Judge of the Court of Appeals (2nd District) 2nd Dist. Ct of App

Vote For 1

	TOTAL	VOTE %		Polling Place	Mail Absentee	Early Voting Absentee	Provisional
Chris Epley	529	71.58%		207	125	193	4
Marshall G. Lachman	210	28.42%		91	57	59	3
Total Votes Cast	739	100.00%		298	182	252	7
Overvotes	0			0	0	0	0
Undervotes	239			115	31	88	5
Contest Totals	978			413	213	340	12

For Judge of the Court of Common Pleas (Juvenile/Probate Division) COUNTY

Vote For 1

	TOTAL	VOTE %		Polling Place	Mail Absentee	Early Voting Absentee	Provisional
Jason Aslinger	765	100.00%		330	165	263	7
Total Votes Cast	765	100.00%		330	165	263	7
Overvotes	0			0	0	0	0
Undervotes	213			83	48	77	5
Contest Totals	978			413	213	340	12

Issue 9 - Renewal 5.9 mills NORTHMONT CSD

Vote For 1

	TOTAL	VOTE %		Polling Place	Mail Absentee	Early Voting Absentee	Provisional
Against the Tax Levy	8	100.00%		3	2	3	0
For the Tax Levy	0	0.00%		0	0	0	0
Total Votes Cast	8	100.00%		3	2	3	0
Overvotes	0			0	0	0	0
Undervotes	0			0	0	0	0
Contest Totals	8			3	2	3	0

Issue 10 - Renewal 2.18 mills MIAMI VALLEY CTC




Vote For 1

	TOTAL	VOTE %		Polling Place	Mail Absentee	Early Voting Absentee	Provisional
For the Tax Levy	621	65.03%		272	140	206	3
Against the Tax Levy	334	34.97%		135	67	125	7
Total Votes Cast	955	100.00%		407	207	331	10
Overvotes	0			0	0	0	0
Undervotes	23			6	6	9	2
Contest Totals	978			413	213	340	12

MONROE TWP. & PITSBURG

Issue 1 - Additional (0.5) mill - Darke County Park District Levy

Vote For 1

	TOTAL	VOTE %		Polling Place	Mail Absentee	Early Voting Absentee	Provisional
For the Tax Levy	553	58.03%		231	124	193	5
Against the Tax Levy	400	41.97%		173	84	138	5
Total Votes Cast	953	100.00%		404	208	331	10
Overvotes	0			0	0	0	0
Undervotes	25			9	5	9	2
Contest Totals	978			413	213	340	12

WAYNE LAKES VILLAGE

Statistics

	TOTAL	Polling Place	Mail Absentee	Early Voting Absentee	Provisional
Registered Voters - Total	524				
Ballots Cast - Total	425	201	86	133	5
Ballots Cast - Blank	0	0	0	0	0
Voter Turnout - Total	81.11%				

For President and Vice President

Vote For 1

	TOTAL	VOTE %		Polling Place	Mail Absentee	Early Voting Absentee	Provisional
REP Donald J. Trump and Michael R. Pence	306	72.17%		171	39	92	4
DEM Joseph R. Biden and Kamala D. Harris	111	26.18%		27	44	39	1
LIB Jo Jorgensen and Spike Cohen	6	1.42%		3	2	1	0
Howie Hawkins and Angela Walker	1	0.24%		0	1	0	0
Write-In: Brian Carrol and Amar Patel	0	0.00%		0	0	0	0
Write-In: Jade Simmons and Claudeliah J. Roze	0	0.00%		0	0	0	0
Write-In Totals	0	0.00%		0	0	0	0
Not Assigned	0	0.00%		0	0	0	0
Total Votes Cast	424	100.00%		201	86	132	5
Overvotes	0			0	0	0	0
Undervotes	1			0	0	1	0
Contest Totals	425			201	86	133	5

For Representative to Congress (8th District) 8TH CONGRESSIONAL

Vote For 1

	TOTAL	VOTE %		Polling Place	Mail Absentee	Early Voting Absentee	Provisional
REP Warren Davidson	307	75.06%		170	42	91	4
DEM Vanessa Enoch	102	24.94%		24	39	38	1
Write-In: Isaac Reed	0	0.00%		0	0	0	0
Write-In Totals	0	0.00%		0	0	0	0
Not Assigned	0	0.00%		0	0	0	0
Total Votes Cast	409	100.00%		194	81	129	5
Overvotes	0			0	0	0	0
Undervotes	16			7	5	4	0
Contest Totals	425			201	86	133	5

WAYNE LAKES VILLAGE

For State Representative (80th District) 80TH HOUSE

Vote For 1

	TOTAL	VOTE %		Polling Place	Mail Absentee	Early Voting Absentee	Provisional
REP Jena Powell	303	74.26%	<div style="width: 74.26%;"><div style="width: 74.26%;"></div></div>	167	41	91	4
DEM Ted Jones	105	25.74%	<div style="width: 25.74%;"><div style="width: 25.74%;"></div></div>	24	40	40	1
Total Votes Cast	408	100.00%	<div style="width: 100%;"><div style="width: 100%;"></div></div>	191	81	131	5
Overvotes	1			0	1	0	0
Undervotes	16			10	4	2	0
Contest Totals	425			201	86	133	5

For County Commissioner (Full term commencing 1-2-2021) COUNTY

Vote For 1

	TOTAL	VOTE %		Polling Place	Mail Absentee	Early Voting Absentee	Provisional
REP Matthew Aultman	341	100.00%	<div style="width: 100%;"><div style="width: 100%;"></div></div>	176	58	104	3
Total Votes Cast	341	100.00%	<div style="width: 100%;"><div style="width: 100%;"></div></div>	176	58	104	3
Overvotes	0			0	0	0	0
Undervotes	84			25	28	29	2
Contest Totals	425			201	86	133	5

For County Commissioner (Full term commencing 1-3-2021) COUNTY

Vote For 1

	TOTAL	VOTE %		Polling Place	Mail Absentee	Early Voting Absentee	Provisional
REP Larry Holmes	327	100.00%	<div style="width: 100%;"><div style="width: 100%;"></div></div>	172	55	97	3
Total Votes Cast	327	100.00%	<div style="width: 100%;"><div style="width: 100%;"></div></div>	172	55	97	3
Overvotes	0			0	0	0	0
Undervotes	98			29	31	36	2
Contest Totals	425			201	86	133	5

For Prosecuting Attorney COUNTY



Vote For 1

	TOTAL	VOTE %		Polling Place	Mail Absentee	Early Voting Absentee	Provisional
REP R. Kelly Ormsby, III	339	100.00%	<div style="width: 100%;"><div style="width: 100%;"></div></div>	174	58	103	4
Total Votes Cast	339	100.00%	<div style="width: 100%;"><div style="width: 100%;"></div></div>	174	58	103	4
Overvotes	0			0	0	0	0
Undervotes	86			27	28	30	1
Contest Totals	425			201	86	133	5

WAYNE LAKES VILLAGE



For Clerk of the Court of Common Pleas COUNTY

Vote For 1

	TOTAL	VOTE %		Polling Place	Mail Absentee	Early Voting Absentee	Provisional
REP Cindy Pike	346	100.00%		180	60	103	3
Total Votes Cast	346	100.00%		180	60	103	3
Overvotes	0			0	0	0	0
Undervotes	79			21	26	30	2
Contest Totals	425			201	86	133	5



For Sheriff COUNTY

Vote For 1

	TOTAL	VOTE %		Polling Place	Mail Absentee	Early Voting Absentee	Provisional
REP Toby L. Spencer	344	100.00%		178	59	103	4
Total Votes Cast	344	100.00%		178	59	103	4
Overvotes	0			0	0	0	0
Undervotes	81			23	27	30	1
Contest Totals	425			201	86	133	5



For County Recorder COUNTY

Vote For 1

	TOTAL	VOTE %		Polling Place	Mail Absentee	Early Voting Absentee	Provisional
REP Linda Stachler	341	100.00%		176	58	104	3
Total Votes Cast	341	100.00%		176	58	104	3
Overvotes	0			0	0	0	0
Undervotes	84			25	28	29	2
Contest Totals	425			201	86	133	5

For County Treasurer COUNTY

Vote For 1

	TOTAL	VOTE %		Polling Place	Mail Absentee	Early Voting Absentee	Provisional
DEM Scott J. Zumbrink	262	100.00%		109	64	87	2
Total Votes Cast	262	100.00%		109	64	87	2
Overvotes	0			0	0	0	0
Undervotes	163			92	22	46	3
Contest Totals	425			201	86	133	5

WAYNE LAKES VILLAGE

For County Engineer COUNTY

Vote For 1

	TOTAL	VOTE %		Polling Place	Mail Absentee	Early Voting Absentee	Provisional
DEM Jim Surber	245	100.00%	<div style="width: 100%; height: 10px; background-color: #ffc107;"></div>	101	61	81	2
Total Votes Cast	245	100.00%	<div style="width: 100%; height: 10px; background-color: #ffc107;"></div>	101	61	81	2
Overvotes	0			0	0	0	0
Undervotes	180			100	25	52	3
Contest Totals	425			201	86	133	5

For Coroner COUNTY

Vote For 1

	TOTAL	VOTE %		Polling Place	Mail Absentee	Early Voting Absentee	Provisional
REP Timothy Kathman	347	100.00%	<div style="width: 100%; height: 10px; background-color: #ffc107;"></div>	176	62	106	3
Total Votes Cast	347	100.00%	<div style="width: 100%; height: 10px; background-color: #ffc107;"></div>	176	62	106	3
Overvotes	0			0	0	0	0
Undervotes	78			25	24	27	2
Contest Totals	425			201	86	133	5

For Justice of the Supreme Court (Full Term Commencing 1-1-2021)

Vote For 1

	TOTAL	VOTE %		Polling Place	Mail Absentee	Early Voting Absentee	Provisional
Sharon L. Kennedy	252	69.42%	<div style="width: 69.42%; height: 10px; background-color: #ffc107;"></div>	121	52	77	2
John P. O'Donnell	111	30.58%	<div style="width: 30.58%; height: 10px; background-color: #6c757d;"></div>	44	21	44	2
Total Votes Cast	363	100.00%	<div style="width: 100%; height: 10px; background-color: #ffc107;"></div>	165	73	121	4
Overvotes	0			0	0	0	0
Undervotes	62			36	13	12	1
Contest Totals	425			201	86	133	5

For Justice of The Supreme Court (Full Term Commencing 1-2-2021)

Vote For 1

	TOTAL	VOTE %		Polling Place	Mail Absentee	Early Voting Absentee	Provisional
Judi French	202	58.21%	<div style="width: 58.21%; height: 10px; background-color: #ffc107;"></div>	98	42	60	2
Jennifer Brunner	145	41.79%	<div style="width: 41.79%; height: 10px; background-color: #6c757d;"></div>	61	28	55	1
Total Votes Cast	347	100.00%	<div style="width: 100%; height: 10px; background-color: #ffc107;"></div>	159	70	115	3
Overvotes	0			0	0	0	0
Undervotes	78			42	16	18	2
Contest Totals	425			201	86	133	5

WAYNE LAKES VILLAGE

For Judge of the Court of Appeals (2nd District) 2nd Dist. Ct of App

Vote For 1

	TOTAL	VOTE %		Polling Place	Mail Absentee	Early Voting Absentee	Provisional
Chris Epley	185	58.36%		92	32	60	1
Marshall G. Lachman	132	41.64%		52	34	45	1
Total Votes Cast	317	100.00%		144	66	105	2
Overvotes	0			0	0	0	0
Undervotes	108			57	20	28	3
Contest Totals	425			201	86	133	5

For Judge of the Court of Common Pleas (Juvenile/Probate Division) COUNTY

Vote For 1

	TOTAL	VOTE %		Polling Place	Mail Absentee	Early Voting Absentee	Provisional
Jason Aslinger	323	100.00%		153	65	102	3
Total Votes Cast	323	100.00%		153	65	102	3
Overvotes	0			0	0	0	0
Undervotes	102			48	21	31	2
Contest Totals	425			201	86	133	5

Issue 4 - Renewal (2) mills WAYNE LAKES

Vote For 1

	TOTAL	VOTE %		Polling Place	Mail Absentee	Early Voting Absentee	Provisional
For the Tax Levy	254	60.91%		117	50	84	3
Against the Tax Levy	163	39.09%		78	34	49	2
Total Votes Cast	417	100.00%		195	84	133	5
Overvotes	0			0	0	0	0
Undervotes	8			6	2	0	0
Contest Totals	425			201	86	133	5

Issue 7 - Renewal (5.5) mills GREENVILLE CITY SD




Vote For 1

	TOTAL	VOTE %		Polling Place	Mail Absentee	Early Voting Absentee	Provisional
Against the Tax Levy	213	52.33%		99	44	66	4
For the Tax Levy	194	47.67%		88	40	65	1
Total Votes Cast	407	100.00%		187	84	131	5
Overvotes	0			0	0	0	0
Undervotes	18			14	2	2	0
Contest Totals	425			201	86	133	5

WAYNE LAKES VILLAGE

Issue 1 - Additional (0.5) mill - Darke County Park District Levy

Vote For 1

	TOTAL	VOTE %		Polling Place	Mail Absentee	Early Voting Absentee	Provisional
For the Tax Levy	241	57.93%		98	56	85	2
Against the Tax Levy	175	42.07%		96	28	48	3
Total Votes Cast	416	100.00%		194	84	133	5
Overvotes	0			0	0	0	0
Undervotes	9			7	2	0	0
Contest Totals	425			201	86	133	5










NEAVE TWP.

Statistics

	TOTAL	Polling Place	Mail Absentee	Early Voting Absentee	Provisional
Registered Voters - Total	987				
Ballots Cast - Total	739	321	138	264	16
Ballots Cast - Blank	0	0	0	0	0
Voter Turnout - Total	74.87%				







For President and Vice President

Vote For 1

	TOTAL	VOTE %		Polling Place	Mail Absentee	Early Voting Absentee	Provisional
REP Donald J. Trump and Michael R. Pence	610	83.11%		287	98	213	12
DEM Joseph R. Biden and Kamala D. Harris	112	15.26%		24	39	48	1
LIB Jo Jorgensen and Spike Cohen	10	1.36%		8	0	1	1
Howie Hawkins and Angela Walker	1	0.14%		0	0	0	1
Write-In: Brian Carrol and Amar Patel	0	0.00%		0	0	0	0
Write-In: Jade Simmons and Claudeliah J. Roze	0	0.00%		0	0	0	0
Write-In Totals	1	0.14%		0	0	1	0
Not Assigned	1	0.14%		0	0	1	0
Total Votes Cast	734	100.00%		319	137	263	15
Overvotes	1			0	0	0	1
Undervotes	4			2	1	1	0
Contest Totals	739			321	138	264	16

For Representative to Congress (8th District) 8TH CONGRESSIONAL

Vote For 1

	TOTAL	VOTE %		Polling Place	Mail Absentee	Early Voting Absentee	Provisional
REP Warren Davidson	622	85.79%		294	99	216	13
DEM Vanessa Enoch	103	14.21%		23	36	42	2
Write-In: Isaac Reed	0	0.00%		0	0	0	0
Write-In Totals	0	0.00%		0	0	0	0
Not Assigned	0	0.00%		0	0	0	0
Total Votes Cast	725	100.00%		317	135	258	15
Overvotes	1			0	0	0	1
Undervotes	13			4	3	6	0
Contest Totals	739			321	138	264	16

PRECINCTS RESULTS REPORT

Official Count
November 3, 2020

GENERAL ELECTION

Final Results
DARKE COUNTY

NEAVE TWP.

For State Representative (80th District) 80TH HOUSE

Vote For 1

	TOTAL	VOTE %		Polling Place	Mail Absentee	Early Voting Absentee	Provisional
REP Jena Powell	609	84.12%		291	93	213	12
DEM Ted Jones	115	15.88%		27	39	45	4
Total Votes Cast	724	100.00%		318	132	258	16
Overvotes	0			0	0	0	0
Undervotes	15			3	6	6	0
Contest Totals	739			321	138	264	16

For County Commissioner (Full term commencing 1-2-2021) COUNTY

Vote For 1

	TOTAL	VOTE %		Polling Place	Mail Absentee	Early Voting Absentee	Provisional
REP Matthew Aultman	658	100.00%		294	111	240	13
Total Votes Cast	658	100.00%		294	111	240	13
Overvotes	0			0	0	0	0
Undervotes	81			27	27	24	3
Contest Totals	739			321	138	264	16

For County Commissioner (Full term commencing 1-3-2021) COUNTY

Vote For 1

	TOTAL	VOTE %		Polling Place	Mail Absentee	Early Voting Absentee	Provisional
REP Larry Holmes	638	100.00%		289	104	234	11
Total Votes Cast	638	100.00%		289	104	234	11
Overvotes	0			0	0	0	0
Undervotes	101			32	34	30	5
Contest Totals	739			321	138	264	16

For Prosecuting Attorney COUNTY



Vote For 1

	TOTAL	VOTE %		Polling Place	Mail Absentee	Early Voting Absentee	Provisional
REP R. Kelly Ormsby, III	642	100.00%		285	113	232	12
Total Votes Cast	642	100.00%		285	113	232	12
Overvotes	0			0	0	0	0
Undervotes	97			36	25	32	4
Contest Totals	739			321	138	264	16

NEAVE TWP.



For Clerk of the Court of Common Pleas COUNTY

Vote For 1

	TOTAL	VOTE %		Polling Place	Mail Absentee	Early Voting Absentee	Provisional
REP Cindy Pike	658	100.00%		291	115	238	14
Total Votes Cast	658	100.00%		291	115	238	14
Overvotes	0			0	0	0	0
Undervotes	81			30	23	26	2
Contest Totals	739			321	138	264	16



For Sheriff COUNTY

Vote For 1

	TOTAL	VOTE %		Polling Place	Mail Absentee	Early Voting Absentee	Provisional
REP Toby L. Spencer	653	100.00%		291	113	236	13
Total Votes Cast	653	100.00%		291	113	236	13
Overvotes	0			0	0	0	0
Undervotes	86			30	25	28	3
Contest Totals	739			321	138	264	16



For County Recorder COUNTY

Vote For 1

	TOTAL	VOTE %		Polling Place	Mail Absentee	Early Voting Absentee	Provisional
REP Linda Stachler	654	100.00%		289	114	238	13
Total Votes Cast	654	100.00%		289	114	238	13
Overvotes	0			0	0	0	0
Undervotes	85			32	24	26	3
Contest Totals	739			321	138	264	16

For County Treasurer COUNTY

Vote For 1

	TOTAL	VOTE %		Polling Place	Mail Absentee	Early Voting Absentee	Provisional
DEM Scott J. Zumbrink	479	100.00%		194	113	165	7
Total Votes Cast	479	100.00%		194	113	165	7
Overvotes	0			0	0	0	0
Undervotes	260			127	25	99	9
Contest Totals	739			321	138	264	16

PRECINCTS RESULTS REPORT

Official Count
November 3, 2020

GENERAL ELECTION

Final Results
DARKE COUNTY

NEAVE TWP.

For County Engineer COUNTY

Vote For 1

	TOTAL	VOTE %		Polling Place	Mail Absentee	Early Voting Absentee	Provisional
DEM Jim Surber	433	100.00%		168	107	152	6
Total Votes Cast	433	100.00%		168	107	152	6
Overvotes	0			0	0	0	0
Undervotes	306			153	31	112	10
Contest Totals	739			321	138	264	16

For Coroner COUNTY

Vote For 1

	TOTAL	VOTE %		Polling Place	Mail Absentee	Early Voting Absentee	Provisional
REP Timothy Kathman	656	100.00%		293	112	238	13
Total Votes Cast	656	100.00%		293	112	238	13
Overvotes	0			0	0	0	0
Undervotes	83			28	26	26	3
Contest Totals	739			321	138	264	16

For Justice of the Supreme Court (Full Term Commencing 1-1-2021)

Vote For 1

	TOTAL	VOTE %		Polling Place	Mail Absentee	Early Voting Absentee	Provisional
Sharon L. Kennedy	466	74.68%		213	88	158	7
John P. O'Donnell	158	25.32%		47	37	68	6
Total Votes Cast	624	100.00%		260	125	226	13
Overvotes	0			0	0	0	0
Undervotes	115			61	13	38	3
Contest Totals	739			321	138	264	16

For Justice of The Supreme Court (Full Term Commencing 1-2-2021)

Vote For 1

	TOTAL	VOTE %		Polling Place	Mail Absentee	Early Voting Absentee	Provisional
Judi French	325	53.63%		153	66	103	3
Jennifer Brunner	281	46.37%		111	52	107	11
Total Votes Cast	606	100.00%		264	118	210	14
Overvotes	1			0	1	0	0
Undervotes	132			57	19	54	2
Contest Totals	739			321	138	264	16

PRECINCTS RESULTS REPORT

Official Count
November 3, 2020

GENERAL ELECTION

Final Results
DARKE COUNTY

NEAVE TWP.

For Judge of the Court of Appeals (2nd District) 2nd Dist. Ct of App

Vote For 1

	TOTAL	VOTE %		Polling Place	Mail Absentee	Early Voting Absentee	Provisional
Chris Epley	396	69.96%		169	82	136	9
Marshall G. Lachman	170	30.04%		69	36	60	5
Total Votes Cast	566	100.00%		238	118	196	14
Overvotes	0			0	0	0	0
Undervotes	173			83	20	68	2
Contest Totals	739			321	138	264	16

For Judge of the Court of Common Pleas (Juvenile/Probate Division) COUNTY

Vote For 1

	TOTAL	VOTE %		Polling Place	Mail Absentee	Early Voting Absentee	Provisional
Jason Aslinger	605	100.00%		265	114	213	13
Total Votes Cast	605	100.00%		265	114	213	13
Overvotes	0			0	0	0	0
Undervotes	134			56	24	51	3
Contest Totals	739			321	138	264	16

Issue 7 - Renewal (5.5) mills GREENVILLE CITY SD

Vote For 1

	TOTAL	VOTE %		Polling Place	Mail Absentee	Early Voting Absentee	Provisional
For the Tax Levy	233	51.55%		99	48	78	8
Against the Tax Levy	219	48.45%		100	40	76	3
Total Votes Cast	452	100.00%		199	88	154	11
Overvotes	0			0	0	0	0
Undervotes	18			7	4	6	1
Contest Totals	470			206	92	160	12

Issue 10 - Renewal 2.18 mills MIAMI VALLEY CTC




Vote For 1

	TOTAL	VOTE %		Polling Place	Mail Absentee	Early Voting Absentee	Provisional
For the Tax Levy	133	50.96%		56	19	56	2
Against the Tax Levy	128	49.04%		57	23	46	2
Total Votes Cast	261	100.00%		113	42	102	4
Overvotes	0			0	0	0	0
Undervotes	8			2	4	2	0
Contest Totals	269			115	46	104	4

NEAVE TWP.

Issue 1 - Additional (0.5) mill - Darke County Park District Levy

Vote For 1

	TOTAL	VOTE %		Polling Place	Mail Absentee	Early Voting Absentee	Provisional
Against the Tax Levy	361	50.35%		172	70	114	5
For the Tax Levy	356	49.65%		138	64	144	10
Total Votes Cast	717	100.00%		310	134	258	15
Overvotes	0			0	0	0	0
Undervotes	22			11	4	6	1
Contest Totals	739			321	138	264	16










PATTERSON TWP., OSGOOD & YORK

Statistics

	TOTAL	Polling Place	Mail Absentee	Early Voting Absentee	Provisional
Registered Voters - Total	935				
Ballots Cast - Total	839	481	114	239	5
Ballots Cast - Blank	0	0	0	0	0
Voter Turnout - Total	89.73%				







For President and Vice President

Vote For 1

	TOTAL	VOTE %		Polling Place	Mail Absentee	Early Voting Absentee	Provisional
REP Donald J. Trump and Michael R. Pence	785	93.79%		461	91	228	5
DEM Joseph R. Biden and Kamala D. Harris	45	5.38%		16	19	10	0
LIB Jo Jorgensen and Spike Cohen	4	0.48%		3	1	0	0
Howie Hawkins and Angela Walker	2	0.24%		0	2	0	0
Write-In: Brian Carrol and Amar Patel	0	0.00%		0	0	0	0
Write-In: Jade Simmons and Claudeliah J. Roze	0	0.00%		0	0	0	0
Write-In Totals	1	0.12%		1	0	0	0
Not Assigned	1	0.12%		1	0	0	0
Total Votes Cast	837	100.00%		481	113	238	5
Overvotes	0			0	0	0	0
Undervotes	2			0	1	1	0
Contest Totals	839			481	114	239	5

For Representative to Congress (8th District) 8TH CONGRESSIONAL




Vote For 1

	TOTAL	VOTE %		Polling Place	Mail Absentee	Early Voting Absentee	Provisional
REP Warren Davidson	774	94.74%		450	93	226	5
DEM Vanessa Enoch	43	5.26%		17	19	7	0
Write-In: Isaac Reed	0	0.00%		0	0	0	0
Write-In Totals	0	0.00%		0	0	0	0
Not Assigned	0	0.00%		0	0	0	0
Total Votes Cast	817	100.00%		467	112	233	5
Overvotes	0			0	0	0	0
Undervotes	22			14	2	6	0
Contest Totals	839			481	114	239	5

PATTERSON TWP., OSGOOD & YORK




For State Senator (12th District) 12TH SENATE

Vote For 1

	TOTAL	VOTE %		Polling Place	Mail Absentee	Early Voting Absentee	Provisional
REP Matt Huffman	777	94.76%		451	95	226	5
DEM Ken Poling	43	5.24%		18	17	8	0
Total Votes Cast	820	100.00%		469	112	234	5
Overvotes	1			0	1	0	0
Undervotes	18			12	1	5	0
Contest Totals	839			481	114	239	5



For State Representative (84th District) 84TH HOUSE

Vote For 1

	TOTAL	VOTE %		Polling Place	Mail Absentee	Early Voting Absentee	Provisional
REP Susan Manchester	776	94.98%		448	95	228	5
DEM Joseph A. Monbeck	41	5.02%		20	15	6	0
Total Votes Cast	817	100.00%		468	110	234	5
Overvotes	2			0	2	0	0
Undervotes	20			13	2	5	0
Contest Totals	839			481	114	239	5



For County Commissioner (Full term commencing 1-2-2021) COUNTY

Vote For 1

	TOTAL	VOTE %		Polling Place	Mail Absentee	Early Voting Absentee	Provisional
REP Matthew Aultman	782	100.00%		457	94	226	5
Total Votes Cast	782	100.00%		457	94	226	5
Overvotes	0			0	0	0	0
Undervotes	57			24	20	13	0
Contest Totals	839			481	114	239	5

For County Commissioner (Full term commencing 1-3-2021) COUNTY



Vote For 1

	TOTAL	VOTE %		Polling Place	Mail Absentee	Early Voting Absentee	Provisional
REP Larry Holmes	777	100.00%		449	98	226	4
Total Votes Cast	777	100.00%		449	98	226	4
Overvotes	0			0	0	0	0
Undervotes	62			32	16	13	1
Contest Totals	839			481	114	239	5

PATTERSON TWP., OSGOOD & YORK



For Prosecuting Attorney COUNTY

Vote For 1

	TOTAL	VOTE %		Polling Place	Mail Absentee	Early Voting Absentee	Provisional
REP R. Kelly Ormsby, III	781	100.00%		456	99	222	4
Total Votes Cast	781	100.00%		456	99	222	4
Overvotes	0			0	0	0	0
Undervotes	58			25	15	17	1
Contest Totals	839			481	114	239	5



For Clerk of the Court of Common Pleas COUNTY

Vote For 1

	TOTAL	VOTE %		Polling Place	Mail Absentee	Early Voting Absentee	Provisional
REP Cindy Pike	786	100.00%		457	99	226	4
Total Votes Cast	786	100.00%		457	99	226	4
Overvotes	0			0	0	0	0
Undervotes	53			24	15	13	1
Contest Totals	839			481	114	239	5



For Sheriff COUNTY

Vote For 1

	TOTAL	VOTE %		Polling Place	Mail Absentee	Early Voting Absentee	Provisional
REP Toby L. Spencer	792	100.00%		460	102	225	5
Total Votes Cast	792	100.00%		460	102	225	5
Overvotes	0			0	0	0	0
Undervotes	47			21	12	14	0
Contest Totals	839			481	114	239	5

For County Recorder COUNTY

Vote For 1

	TOTAL	VOTE %		Polling Place	Mail Absentee	Early Voting Absentee	Provisional
REP Linda Stachler	786	100.00%		460	99	224	3
Total Votes Cast	786	100.00%		460	99	224	3
Overvotes	0			0	0	0	0
Undervotes	53			21	15	15	2
Contest Totals	839			481	114	239	5

PATTERSON TWP., OSGOOD & YORK

For County Treasurer COUNTY

Vote For 1

	TOTAL	VOTE %		Polling Place	Mail Absentee	Early Voting Absentee	Provisional
DEM Scott J. Zumbrink	550	100.00%		312	92	143	3
Total Votes Cast	550	100.00%		312	92	143	3
Overvotes	0			0	0	0	0
Undervotes	289			169	22	96	2
Contest Totals	839			481	114	239	5

For County Engineer COUNTY

Vote For 1

	TOTAL	VOTE %		Polling Place	Mail Absentee	Early Voting Absentee	Provisional
DEM Jim Surber	495	100.00%		280	82	130	3
Total Votes Cast	495	100.00%		280	82	130	3
Overvotes	0			0	0	0	0
Undervotes	344			201	32	109	2
Contest Totals	839			481	114	239	5

For Coroner COUNTY

Vote For 1

	TOTAL	VOTE %		Polling Place	Mail Absentee	Early Voting Absentee	Provisional
REP Timothy Kathman	767	100.00%		446	97	220	4
Total Votes Cast	767	100.00%		446	97	220	4
Overvotes	0			0	0	0	0
Undervotes	72			35	17	19	1
Contest Totals	839			481	114	239	5

For Member of the State Board of Education (1st District) 1st Dist StBd of Ed

Vote For 1

	TOTAL	VOTE %		Polling Place	Mail Absentee	Early Voting Absentee	Provisional
Diana M. Fessler	617	100.00%		364	77	174	2
Total Votes Cast	617	100.00%		364	77	174	2
Overvotes	0			0	0	0	0
Undervotes	222			117	37	65	3
Contest Totals	839			481	114	239	5

PATTERSON TWP., OSGOOD & YORK

For Justice of the Supreme Court (Full Term Commencing 1-1-2021)

Vote For 1

	TOTAL	VOTE %		Polling Place	Mail Absentee	Early Voting Absentee	Provisional
Sharon L. Kennedy	574	78.95%		336	76	161	1
John P. O'Donnell	153	21.05%		85	22	43	3
Total Votes Cast	727	100.00%		421	98	204	4
Overvotes	0			0	0	0	0
Undervotes	112			60	16	35	1
Contest Totals	839			481	114	239	5

For Justice of The Supreme Court (Full Term Commencing 1-2-2021)

Vote For 1

	TOTAL	VOTE %		Polling Place	Mail Absentee	Early Voting Absentee	Provisional
Judi French	471	66.43%		289	56	125	1
Jennifer Brunner	238	33.57%		124	40	71	3
Total Votes Cast	709	100.00%		413	96	196	4
Overvotes	1			0	1	0	0
Undervotes	129			68	17	43	1
Contest Totals	839			481	114	239	5

For Judge of the Court of Appeals (2nd District) 2nd Dist. Ct of App

Vote For 1

	TOTAL	VOTE %		Polling Place	Mail Absentee	Early Voting Absentee	Provisional
Chris Epley	416	66.45%		238	64	112	2
Marshall G. Lachman	210	33.55%		126	28	54	2
Total Votes Cast	626	100.00%		364	92	166	4
Overvotes	0			0	0	0	0
Undervotes	213			117	22	73	1
Contest Totals	839			481	114	239	5

For Judge of the Court of Common Pleas (Juvenile/Probate Division) COUNTY

Vote For 1

	TOTAL	VOTE %		Polling Place	Mail Absentee	Early Voting Absentee	Provisional
Jason Aslinger	635	100.00%		375	78	179	3
Total Votes Cast	635	100.00%		375	78	179	3
Overvotes	0			0	0	0	0
Undervotes	204			106	36	60	2
Contest Totals	839			481	114	239	5

PATTERSON TWP., OSGOOD & YORK

Issue 6 - Renewal (2.4) mills PATTERSON TWP

Vote For 1

	TOTAL	VOTE %		Polling Place	Mail Absentee	Early Voting Absentee	Provisional
For the Tax Levy	633	79.42%		373	85	170	5
Against the Tax Levy	164	20.58%		88	23	53	0
Total Votes Cast	797	100.00%		461	108	223	5
Overvotes	0			0	0	0	0
Undervotes	42			20	6	16	0
Contest Totals	839			481	114	239	5

Issue 10 - Renewal 2.18 mills MIAMI VALLEY CTC

Vote For 1

	TOTAL	VOTE %		Polling Place	Mail Absentee	Early Voting Absentee	Provisional
For the Tax Levy	303	66.30%		169	45	87	2
Against the Tax Levy	154	33.70%		86	24	44	0
Total Votes Cast	457	100.00%		255	69	131	2
Overvotes	0			0	0	0	0
Undervotes	41			21	5	15	0
Contest Totals	498			276	74	146	2

Issue 1 - Additional (0.5) mill - Darke County Park District Levy

Vote For 1

	TOTAL	VOTE %		Polling Place	Mail Absentee	Early Voting Absentee	Provisional
For the Tax Levy	401	51.68%		239	48	111	3
Against the Tax Levy	375	48.32%		210	56	107	2
Total Votes Cast	776	100.00%		449	104	218	5
Overvotes	0			0	0	0	0
Undervotes	63			32	10	21	0
Contest Totals	839			481	114	239	5










RICHLAND TWP.

Statistics

	TOTAL	Polling Place	Mail Absentee	Early Voting Absentee	Provisional
Registered Voters - Total	567				
Ballots Cast - Total	474	230	99	139	6
Ballots Cast - Blank	0	0	0	0	0
Voter Turnout - Total	83.60%				







For President and Vice President

Vote For 1

	TOTAL	VOTE %		Polling Place	Mail Absentee	Early Voting Absentee	Provisional
REP Donald J. Trump and Michael R. Pence	389	82.42%		210	57	116	6
DEM Joseph R. Biden and Kamala D. Harris	72	15.25%		14	38	20	0
LIB Jo Jorgensen and Spike Cohen	11	2.33%		6	2	3	0
Howie Hawkins and Angela Walker	0	0.00%		0	0	0	0
Write-In: Brian Carrol and Amar Patel	0	0.00%		0	0	0	0
Write-In: Jade Simmons and Claudeliah J. Roze	0	0.00%		0	0	0	0
Write-In Totals	0	0.00%		0	0	0	0
Not Assigned	0	0.00%		0	0	0	0
Total Votes Cast	472	100.00%		230	97	139	6
Overvotes	1			0	1	0	0
Undervotes	1			0	1	0	0
Contest Totals	474			230	99	139	6

For Representative to Congress (8th District) 8TH CONGRESSIONAL

Vote For 1

	TOTAL	VOTE %		Polling Place	Mail Absentee	Early Voting Absentee	Provisional
REP Warren Davidson	386	84.65%		212	56	113	5
DEM Vanessa Enoch	68	14.91%		15	32	21	0
Write-In: Isaac Reed	2	0.44%		0	2	0	0
Write-In Totals	2	0.44%		0	2	0	0
Not Assigned	0	0.00%		0	0	0	0
Total Votes Cast	456	100.00%		227	90	134	5
Overvotes	1			0	1	0	0
Undervotes	17			3	8	5	1
Contest Totals	474			230	99	139	6

RICHLAND TWP.

For State Senator (12th District) 12TH SENATE

Vote For 1

	TOTAL	VOTE %		Polling Place	Mail Absentee	Early Voting Absentee	Provisional
REP Matt Huffman	393	86.00%		213	59	116	5
DEM Ken Poling	64	14.00%		11	34	19	0
Total Votes Cast	457	100.00%		224	93	135	5
Overvotes	0			0	0	0	0
Undervotes	17			6	6	4	1
Contest Totals	474			230	99	139	6

For State Representative (84th District) 84TH HOUSE

Vote For 1

	TOTAL	VOTE %		Polling Place	Mail Absentee	Early Voting Absentee	Provisional
REP Susan Manchester	390	85.90%		213	58	114	5
DEM Joseph A. Monbeck	64	14.10%		11	34	19	0
Total Votes Cast	454	100.00%		224	92	133	5
Overvotes	0			0	0	0	0
Undervotes	20			6	7	6	1
Contest Totals	474			230	99	139	6

For County Commissioner (Full term commencing 1-2-2021) COUNTY

Vote For 1

	TOTAL	VOTE %		Polling Place	Mail Absentee	Early Voting Absentee	Provisional
REP Matthew Aultman	408	100.00%		210	75	119	4
Total Votes Cast	408	100.00%		210	75	119	4
Overvotes	0			0	0	0	0
Undervotes	66			20	24	20	2
Contest Totals	474			230	99	139	6

For County Commissioner (Full term commencing 1-3-2021) COUNTY

Vote For 1

	TOTAL	VOTE %		Polling Place	Mail Absentee	Early Voting Absentee	Provisional
REP Larry Holmes	399	100.00%		207	69	118	5
Total Votes Cast	399	100.00%		207	69	118	5
Overvotes	0			0	0	0	0
Undervotes	75			23	30	21	1
Contest Totals	474			230	99	139	6

RICHLAND TWP.

For Prosecuting Attorney COUNTY

Vote For 1

	TOTAL	VOTE %		Polling Place	Mail Absentee	Early Voting Absentee	Provisional
REP R. Kelly Ormsby, III	399	100.00%		207	71	116	5
Total Votes Cast	399	100.00%		207	71	116	5
Overvotes	0			0	0	0	0
Undervotes	75			23	28	23	1
Contest Totals	474			230	99	139	6

For Clerk of the Court of Common Pleas COUNTY

Vote For 1

	TOTAL	VOTE %		Polling Place	Mail Absentee	Early Voting Absentee	Provisional
REP Cindy Pike	409	100.00%		209	79	116	5
Total Votes Cast	409	100.00%		209	79	116	5
Overvotes	0			0	0	0	0
Undervotes	65			21	20	23	1
Contest Totals	474			230	99	139	6

For Sheriff COUNTY

Vote For 1

	TOTAL	VOTE %		Polling Place	Mail Absentee	Early Voting Absentee	Provisional
REP Toby L. Spencer	410	100.00%		206	79	119	6
Total Votes Cast	410	100.00%		206	79	119	6
Overvotes	0			0	0	0	0
Undervotes	64			24	20	20	0
Contest Totals	474			230	99	139	6

For County Recorder COUNTY

Vote For 1

	TOTAL	VOTE %		Polling Place	Mail Absentee	Early Voting Absentee	Provisional
REP Linda Stachler	404	100.00%		210	73	117	4
Total Votes Cast	404	100.00%		210	73	117	4
Overvotes	0			0	0	0	0
Undervotes	70			20	26	22	2
Contest Totals	474			230	99	139	6

RICHLAND TWP.

For County Treasurer COUNTY

Vote For 1

	TOTAL	VOTE %		Polling Place	Mail Absentee	Early Voting Absentee	Provisional
DEM Scott J. Zumbrink	309	100.00%		139	72	95	3
Total Votes Cast	309	100.00%		139	72	95	3
Overvotes	0			0	0	0	0
Undervotes	165			91	27	44	3
Contest Totals	474			230	99	139	6

For County Engineer COUNTY

Vote For 1

	TOTAL	VOTE %		Polling Place	Mail Absentee	Early Voting Absentee	Provisional
DEM Jim Surber	265	100.00%		120	67	75	3
Total Votes Cast	265	100.00%		120	67	75	3
Overvotes	0			0	0	0	0
Undervotes	209			110	32	64	3
Contest Totals	474			230	99	139	6

For Coroner COUNTY

Vote For 1

	TOTAL	VOTE %		Polling Place	Mail Absentee	Early Voting Absentee	Provisional
REP Timothy Kathman	408	100.00%		208	77	118	5
Total Votes Cast	408	100.00%		208	77	118	5
Overvotes	0			0	0	0	0
Undervotes	66			22	22	21	1
Contest Totals	474			230	99	139	6

For Member of the State Board of Education (1st District) 1st Dist StBd of Ed

Vote For 1

	TOTAL	VOTE %		Polling Place	Mail Absentee	Early Voting Absentee	Provisional
Diana M. Fessler	323	100.00%		164	65	90	4
Total Votes Cast	323	100.00%		164	65	90	4
Overvotes	0			0	0	0	0
Undervotes	151			66	34	49	2
Contest Totals	474			230	99	139	6

PRECINCTS RESULTS REPORT

Official Count
November 3, 2020

GENERAL ELECTION

Final Results
DARKE COUNTY

RICHLAND TWP.

For Justice of the Supreme Court (Full Term Commencing 1-1-2021)

Vote For 1

	TOTAL	VOTE %		Polling Place	Mail Absentee	Early Voting Absentee	Provisional
Sharon L. Kennedy	300	73.71%		160	51	87	2
John P. O'Donnell	107	26.29%		40	38	27	2
Total Votes Cast	407	100.00%		200	89	114	4
Overvotes	0			0	0	0	0
Undervotes	67			30	10	25	2
Contest Totals	474			230	99	139	6

For Justice of The Supreme Court (Full Term Commencing 1-2-2021)

Vote For 1

	TOTAL	VOTE %		Polling Place	Mail Absentee	Early Voting Absentee	Provisional
Judi French	230	58.52%		125	44	60	1
Jennifer Brunner	163	41.48%		71	43	46	3
Total Votes Cast	393	100.00%		196	87	106	4
Overvotes	0			0	0	0	0
Undervotes	81			34	12	33	2
Contest Totals	474			230	99	139	6

For Judge of the Court of Appeals (2nd District) 2nd Dist. Ct of App

Vote For 1

	TOTAL	VOTE %		Polling Place	Mail Absentee	Early Voting Absentee	Provisional
Chris Epley	252	71.79%		134	47	69	2
Marshall G. Lachman	99	28.21%		37	32	28	2
Total Votes Cast	351	100.00%		171	79	97	4
Overvotes	0			0	0	0	0
Undervotes	123			59	20	42	2
Contest Totals	474			230	99	139	6

For Judge of the Court of Common Pleas (Juvenile/Probate Division) COUNTY

Vote For 1

	TOTAL	VOTE %		Polling Place	Mail Absentee	Early Voting Absentee	Provisional
Jason Aslinger	348	100.00%		177	62	106	3
Total Votes Cast	348	100.00%		177	62	106	3
Overvotes	0			0	0	0	0
Undervotes	126			53	37	33	3
Contest Totals	474			230	99	139	6

RICHLAND TWP.

Issue 7 - Renewal (5.5) mills GREENVILLE CITY SD

Vote For 1

	TOTAL	VOTE %		Polling Place	Mail Absentee	Early Voting Absentee	Provisional
Against the Tax Levy	125	50.40%		59	29	34	3
For the Tax Levy	123	49.60%		53	26	43	1
Total Votes Cast	248	100.00%		112	55	77	4
Overvotes	0			0	0	0	0
Undervotes	11			6	1	4	0
Contest Totals	259			118	56	81	4

Issue 10 - Renewal 2.18 mills MIAMI VALLEY CTC

Vote For 1

	TOTAL	VOTE %		Polling Place	Mail Absentee	Early Voting Absentee	Provisional
For the Tax Levy	105	51.47%		53	19	32	1
Against the Tax Levy	99	48.53%		55	20	23	1
Total Votes Cast	204	100.00%		108	39	55	2
Overvotes	0			0	0	0	0
Undervotes	11			4	4	3	0
Contest Totals	215			112	43	58	2

Issue 1 - Additional (0.5) mill - Darke County Park District Levy

Vote For 1

	TOTAL	VOTE %		Polling Place	Mail Absentee	Early Voting Absentee	Provisional
For the Tax Levy	251	54.92%		109	54	85	3
Against the Tax Levy	206	45.08%		111	43	49	3
Total Votes Cast	457	100.00%		220	97	134	6
Overvotes	0			0	0	0	0
Undervotes	17			10	2	5	0
Contest Totals	474			230	99	139	6










ARCANUM A

Statistics

	TOTAL	Polling Place	Mail Absentee	Early Voting Absentee	Provisional
Registered Voters - Total	966				
Ballots Cast - Total	804	312	155	321	16
Ballots Cast - Blank	0	0	0	0	0
Voter Turnout - Total	83.23%				







For President and Vice President

Vote For 1

	TOTAL	VOTE %		Polling Place	Mail Absentee	Early Voting Absentee	Provisional
REP Donald J. Trump and Michael R. Pence	623	78.36%		268	90	249	16
DEM Joseph R. Biden and Kamala D. Harris	154	19.37%		32	58	64	0
LIB Jo Jorgensen and Spike Cohen	14	1.76%		8	3	3	0
Howie Hawkins and Angela Walker	4	0.50%		2	1	1	0
Write-In: Brian Carrol and Amar Patel	0	0.00%		0	0	0	0
Write-In: Jade Simmons and Claudeliah J. Roze	0	0.00%		0	0	0	0
Write-In Totals	0	0.00%		0	0	0	0
Not Assigned	0	0.00%		0	0	0	0
Total Votes Cast	795	100.00%		310	152	317	16
Overvotes	0			0	0	0	0
Undervotes	9			2	3	4	0
Contest Totals	804			312	155	321	16

For Representative to Congress (8th District) 8TH CONGRESSIONAL

Vote For 1

	TOTAL	VOTE %		Polling Place	Mail Absentee	Early Voting Absentee	Provisional
REP Warren Davidson	638	81.69%		273	96	255	14
DEM Vanessa Enoch	143	18.31%		33	53	57	0
Write-In: Isaac Reed	0	0.00%		0	0	0	0
Write-In Totals	0	0.00%		0	0	0	0
Not Assigned	0	0.00%		0	0	0	0
Total Votes Cast	781	100.00%		306	149	312	14
Overvotes	0			0	0	0	0
Undervotes	23			6	6	9	2
Contest Totals	804			312	155	321	16

ARCANUM A

For State Representative (80th District) 80TH HOUSE

Vote For 1

	TOTAL	VOTE %		Polling Place	Mail Absentee	Early Voting Absentee	Provisional
REP Jena Powell	645	82.27%		276	94	259	16
DEM Ted Jones	139	17.73%		31	54	54	0
Total Votes Cast	784	100.00%		307	148	313	16
Overvotes	2			0	2	0	0
Undervotes	18			5	5	8	0
Contest Totals	804			312	155	321	16

For County Commissioner (Full term commencing 1-2-2021) COUNTY

Vote For 1

	TOTAL	VOTE %		Polling Place	Mail Absentee	Early Voting Absentee	Provisional
REP Matthew Aultman	685	100.00%		286	113	273	13
Total Votes Cast	685	100.00%		286	113	273	13
Overvotes	0			0	0	0	0
Undervotes	119			26	42	48	3
Contest Totals	804			312	155	321	16

For County Commissioner (Full term commencing 1-3-2021) COUNTY

Vote For 1

	TOTAL	VOTE %		Polling Place	Mail Absentee	Early Voting Absentee	Provisional
REP Larry Holmes	684	100.00%		288	113	270	13
Total Votes Cast	684	100.00%		288	113	270	13
Overvotes	0			0	0	0	0
Undervotes	120			24	42	51	3
Contest Totals	804			312	155	321	16

For Prosecuting Attorney COUNTY



Vote For 1

	TOTAL	VOTE %		Polling Place	Mail Absentee	Early Voting Absentee	Provisional
REP R. Kelly Ormsby, III	680	100.00%		284	113	269	14
Total Votes Cast	680	100.00%		284	113	269	14
Overvotes	0			0	0	0	0
Undervotes	124			28	42	52	2
Contest Totals	804			312	155	321	16

ARCANUM A



For Clerk of the Court of Common Pleas COUNTY

Vote For 1

	TOTAL	VOTE %		Polling Place	Mail Absentee	Early Voting Absentee	Provisional
REP Cindy Pike	695	100.00%		289	114	278	14
Total Votes Cast	695	100.00%		289	114	278	14
Overvotes	0			0	0	0	0
Undervotes	109			23	41	43	2
Contest Totals	804			312	155	321	16



For Sheriff COUNTY

Vote For 1

	TOTAL	VOTE %		Polling Place	Mail Absentee	Early Voting Absentee	Provisional
REP Toby L. Spencer	707	100.00%		289	119	285	14
Total Votes Cast	707	100.00%		289	119	285	14
Overvotes	0			0	0	0	0
Undervotes	97			23	36	36	2
Contest Totals	804			312	155	321	16



For County Recorder COUNTY

Vote For 1

	TOTAL	VOTE %		Polling Place	Mail Absentee	Early Voting Absentee	Provisional
REP Linda Stachler	688	100.00%		285	115	274	14
Total Votes Cast	688	100.00%		285	115	274	14
Overvotes	0			0	0	0	0
Undervotes	116			27	40	47	2
Contest Totals	804			312	155	321	16

For County Treasurer COUNTY



Vote For 1

	TOTAL	VOTE %		Polling Place	Mail Absentee	Early Voting Absentee	Provisional
DEM Scott J. Zumbrink	498	100.00%		197	108	187	6
Total Votes Cast	498	100.00%		197	108	187	6
Overvotes	0			0	0	0	0
Undervotes	306			115	47	134	10
Contest Totals	804			312	155	321	16

ARCANUM A



For County Engineer COUNTY

Vote For 1

	TOTAL	VOTE %		Polling Place	Mail Absentee	Early Voting Absentee	Provisional
DEM Jim Surber	465	100.00%		182	104	173	6
Total Votes Cast	465	100.00%		182	104	173	6
Overvotes	0			0	0	0	0
Undervotes	339			130	51	148	10
Contest Totals	804			312	155	321	16




For Coroner COUNTY

Vote For 1

	TOTAL	VOTE %		Polling Place	Mail Absentee	Early Voting Absentee	Provisional
REP Timothy Kathman	680	100.00%		282	111	273	14
Total Votes Cast	680	100.00%		282	111	273	14
Overvotes	0			0	0	0	0
Undervotes	124			30	44	48	2
Contest Totals	804			312	155	321	16




For Justice of the Supreme Court (Full Term Commencing 1-1-2021)

Vote For 1

	TOTAL	VOTE %		Polling Place	Mail Absentee	Early Voting Absentee	Provisional
Sharon L. Kennedy	451	67.52%		197	87	163	4
John P. O'Donnell	217	32.48%		77	44	90	6
Total Votes Cast	668	100.00%		274	131	253	10
Overvotes	0			0	0	0	0
Undervotes	136			38	24	68	6
Contest Totals	804			312	155	321	16

For Justice of The Supreme Court (Full Term Commencing 1-2-2021)

Vote For 1

	TOTAL	VOTE %		Polling Place	Mail Absentee	Early Voting Absentee	Provisional
Judi French	391	60.43%		168	77	141	5
Jennifer Brunner	256	39.57%		104	52	96	4
Total Votes Cast	647	100.00%		272	129	237	9
Overvotes	1			0	1	0	0
Undervotes	156			40	25	84	7
Contest Totals	804			312	155	321	16

ARCANUM A

For Judge of the Court of Appeals (2nd District) 2nd Dist. Ct of App

Vote For 1

	TOTAL	VOTE %		Polling Place	Mail Absentee	Early Voting Absentee	Provisional
Chris Epley	381	62.77%	<div style="width: 62.77%;"><div style="width: 62.77%;"></div></div>	155	72	147	7
Marshall G. Lachman	226	37.23%	<div style="width: 37.23%;"><div style="width: 37.23%;"></div></div>	96	51	77	2
Total Votes Cast	607	100.00%	<div style="width: 100%;"><div style="width: 100%;"></div></div>	251	123	224	9
Overvotes	0			0	0	0	0
Undervotes	197			61	32	97	7
Contest Totals	804			312	155	321	16

For Judge of the Court of Common Pleas (Juvenile/Probate Division) COUNTY

Vote For 1

	TOTAL	VOTE %		Polling Place	Mail Absentee	Early Voting Absentee	Provisional
Jason Aslinger	636	100.00%	<div style="width: 100%;"><div style="width: 100%;"></div></div>	265	113	250	8
Total Votes Cast	636	100.00%	<div style="width: 100%;"><div style="width: 100%;"></div></div>	265	113	250	8
Overvotes	0			0	0	0	0
Undervotes	168			47	42	71	8
Contest Totals	804			312	155	321	16

Issue 10 - Renewal 2.18 mills MIAMI VALLEY CTC

Vote For 1

	TOTAL	VOTE %		Polling Place	Mail Absentee	Early Voting Absentee	Provisional
For the Tax Levy	511	65.85%	<div style="width: 65.85%;"><div style="width: 65.85%;"></div></div>	206	98	199	8
Against the Tax Levy	265	34.15%	<div style="width: 34.15%;"><div style="width: 34.15%;"></div></div>	101	51	108	5
Total Votes Cast	776	100.00%	<div style="width: 100%;"><div style="width: 100%;"></div></div>	307	149	307	13
Overvotes	0			0	0	0	0
Undervotes	28			5	6	14	3
Contest Totals	804			312	155	321	16

Issue 1 - Additional (0.5) mill - Darke County Park District Levy

Vote For 1

	TOTAL	VOTE %		Polling Place	Mail Absentee	Early Voting Absentee	Provisional
For the Tax Levy	491	63.03%	<div style="width: 63.03%;"><div style="width: 63.03%;"></div></div>	184	104	194	9
Against the Tax Levy	288	36.97%	<div style="width: 36.97%;"><div style="width: 36.97%;"></div></div>	124	47	113	4
Total Votes Cast	779	100.00%	<div style="width: 100%;"><div style="width: 100%;"></div></div>	308	151	307	13
Overvotes	0			0	0	0	0
Undervotes	25			4	4	14	3
Contest Totals	804			312	155	321	16










ARCANUM B

Statistics

	TOTAL	Polling Place	Mail Absentee	Early Voting Absentee	Provisional
Registered Voters - Total	666				
Ballots Cast - Total	521	218	91	200	12
Ballots Cast - Blank	0	0	0	0	0
Voter Turnout - Total	78.23%				







For President and Vice President

Vote For 1

	TOTAL	VOTE %		Polling Place	Mail Absentee	Early Voting Absentee	Provisional
REP Donald J. Trump and Michael R. Pence	412	79.54%		191	55	155	11
DEM Joseph R. Biden and Kamala D. Harris	93	17.95%		21	30	42	0
LIB Jo Jorgensen and Spike Cohen	8	1.54%		3	4	1	0
Write-In: Brian Carrol and Amar Patel	3	0.58%		3	0	0	0
Howie Hawkins and Angela Walker	0	0.00%		0	0	0	0
Write-In: Jade Simmons and Claudeliah J. Roze	0	0.00%		0	0	0	0
Write-In Totals	5	0.97%		3	0	2	0
Not Assigned	2	0.39%		0	0	2	0
Total Votes Cast	518	100.00%		218	89	200	11
Overvotes	1			0	0	0	1
Undervotes	2			0	2	0	0
Contest Totals	521			218	91	200	12

For Representative to Congress (8th District) 8TH CONGRESSIONAL

Vote For 1

	TOTAL	VOTE %		Polling Place	Mail Absentee	Early Voting Absentee	Provisional
REP Warren Davidson	412	81.10%		190	60	156	6
DEM Vanessa Enoch	96	18.90%		25	27	41	3
Write-In: Isaac Reed	0	0.00%		0	0	0	0
Write-In Totals	0	0.00%		0	0	0	0
Not Assigned	0	0.00%		0	0	0	0
Total Votes Cast	508	100.00%		215	87	197	9
Overvotes	1			0	0	0	1
Undervotes	12			3	4	3	2
Contest Totals	521			218	91	200	12

PRECINCTS RESULTS REPORT

Official Count
November 3, 2020

GENERAL ELECTION

Final Results
DARKE COUNTY

ARCANUM B

For State Representative (80th District) 80TH HOUSE

Vote For 1

	TOTAL	VOTE %		Polling Place	Mail Absentee	Early Voting Absentee	Provisional
REP Jena Powell	422	82.26%		190	60	161	11
DEM Ted Jones	91	17.74%		24	29	37	1
Total Votes Cast	513	100.00%		214	89	198	12
Overvotes	0			0	0	0	0
Undervotes	8			4	2	2	0
Contest Totals	521			218	91	200	12

For County Commissioner (Full term commencing 1-2-2021) COUNTY

Vote For 1

	TOTAL	VOTE %		Polling Place	Mail Absentee	Early Voting Absentee	Provisional
REP Matthew Aultman	448	100.00%		199	62	176	11
Total Votes Cast	448	100.00%		199	62	176	11
Overvotes	0			0	0	0	0
Undervotes	73			19	29	24	1
Contest Totals	521			218	91	200	12

For County Commissioner (Full term commencing 1-3-2021) COUNTY

Vote For 1

	TOTAL	VOTE %		Polling Place	Mail Absentee	Early Voting Absentee	Provisional
REP Larry Holmes	430	100.00%		195	52	174	9
Total Votes Cast	430	100.00%		195	52	174	9
Overvotes	0			0	0	0	0
Undervotes	91			23	39	26	3
Contest Totals	521			218	91	200	12

For Prosecuting Attorney COUNTY

Vote For 1

	TOTAL	VOTE %		Polling Place	Mail Absentee	Early Voting Absentee	Provisional
REP R. Kelly Ormsby, III	439	100.00%		193	62	174	10
Total Votes Cast	439	100.00%		193	62	174	10
Overvotes	0			0	0	0	0
Undervotes	82			25	29	26	2
Contest Totals	521			218	91	200	12

ARCANUM B

For Clerk of the Court of Common Pleas COUNTY

Vote For 1

	TOTAL	VOTE %		Polling Place	Mail Absentee	Early Voting Absentee	Provisional
REP Cindy Pike	443	100.00%	<div style="width: 100%; height: 10px; background-color: #ffc107;"></div>	196	63	174	10
Total Votes Cast	443	100.00%	<div style="width: 100%; height: 10px; background-color: #ffc107;"></div>	196	63	174	10
Overvotes	0			0	0	0	0
Undervotes	78			22	28	26	2
Contest Totals	521			218	91	200	12

For Sheriff COUNTY

Vote For 1

	TOTAL	VOTE %		Polling Place	Mail Absentee	Early Voting Absentee	Provisional
REP Toby L. Spencer	446	100.00%	<div style="width: 100%; height: 10px; background-color: #ffc107;"></div>	196	63	177	10
Total Votes Cast	446	100.00%	<div style="width: 100%; height: 10px; background-color: #ffc107;"></div>	196	63	177	10
Overvotes	0			0	0	0	0
Undervotes	75			22	28	23	2
Contest Totals	521			218	91	200	12

For County Recorder COUNTY

Vote For 1

	TOTAL	VOTE %		Polling Place	Mail Absentee	Early Voting Absentee	Provisional
REP Linda Stachler	444	100.00%	<div style="width: 100%; height: 10px; background-color: #ffc107;"></div>	195	63	176	10
Total Votes Cast	444	100.00%	<div style="width: 100%; height: 10px; background-color: #ffc107;"></div>	195	63	176	10
Overvotes	0			0	0	0	0
Undervotes	77			23	28	24	2
Contest Totals	521			218	91	200	12

For County Treasurer COUNTY



Vote For 1

	TOTAL	VOTE %		Polling Place	Mail Absentee	Early Voting Absentee	Provisional
DEM Scott J. Zumbrink	328	100.00%	<div style="width: 100%; height: 10px; background-color: #ffc107;"></div>	129	67	127	5
Total Votes Cast	328	100.00%	<div style="width: 100%; height: 10px; background-color: #ffc107;"></div>	129	67	127	5
Overvotes	0			0	0	0	0
Undervotes	193			89	24	73	7
Contest Totals	521			218	91	200	12

ARCANUM B



For County Engineer COUNTY

Vote For 1

	TOTAL	VOTE %		Polling Place	Mail Absentee	Early Voting Absentee	Provisional
DEM Jim Surber	311	100.00%		120	65	121	5
Total Votes Cast	311	100.00%		120	65	121	5
Overvotes	0			0	0	0	0
Undervotes	210			98	26	79	7
Contest Totals	521			218	91	200	12




For Coroner COUNTY

Vote For 1

	TOTAL	VOTE %		Polling Place	Mail Absentee	Early Voting Absentee	Provisional
REP Timothy Kathman	444	100.00%		194	65	174	11
Total Votes Cast	444	100.00%		194	65	174	11
Overvotes	0			0	0	0	0
Undervotes	77			24	26	26	1
Contest Totals	521			218	91	200	12




For Justice of the Supreme Court (Full Term Commencing 1-1-2021)

Vote For 1

	TOTAL	VOTE %		Polling Place	Mail Absentee	Early Voting Absentee	Provisional
Sharon L. Kennedy	313	69.40%		144	47	117	5
John P. O'Donnell	138	30.60%		51	27	56	4
Total Votes Cast	451	100.00%		195	74	173	9
Overvotes	0			0	0	0	0
Undervotes	70			23	17	27	3
Contest Totals	521			218	91	200	12

For Justice of The Supreme Court (Full Term Commencing 1-2-2021)

Vote For 1

	TOTAL	VOTE %		Polling Place	Mail Absentee	Early Voting Absentee	Provisional
Judi French	227	52.42%		104	33	86	4
Jennifer Brunner	206	47.58%		82	38	81	5
Total Votes Cast	433	100.00%		186	71	167	9
Overvotes	0			0	0	0	0
Undervotes	88			32	20	33	3
Contest Totals	521			218	91	200	12

ARCANUM B

For Judge of the Court of Appeals (2nd District) 2nd Dist. Ct of App

Vote For 1

	TOTAL	VOTE %		Polling Place	Mail Absentee	Early Voting Absentee	Provisional
Chris Epley	272	67.00%	<div style="width: 67%; background-color: #ffc107;"></div>	119	43	106	4
Marshall G. Lachman	134	33.00%	<div style="width: 33%; background-color: #6c757d;"></div>	50	25	55	4
Total Votes Cast	406	100.00%	<div style="width: 100%; background-color: #ffc107;"></div>	169	68	161	8
Overvotes	0			0	0	0	0
Undervotes	115			49	23	39	4
Contest Totals	521			218	91	200	12

For Judge of the Court of Common Pleas (Juvenile/Probate Division) COUNTY

Vote For 1

	TOTAL	VOTE %		Polling Place	Mail Absentee	Early Voting Absentee	Provisional
Jason Aslinger	410	100.00%	<div style="width: 100%; background-color: #ffc107;"></div>	181	60	159	10
Total Votes Cast	410	100.00%	<div style="width: 100%; background-color: #ffc107;"></div>	181	60	159	10
Overvotes	0			0	0	0	0
Undervotes	111			37	31	41	2
Contest Totals	521			218	91	200	12

Issue 10 - Renewal 2.18 mills MIAMI VALLEY CTC

Vote For 1

	TOTAL	VOTE %		Polling Place	Mail Absentee	Early Voting Absentee	Provisional
For the Tax Levy	329	65.54%	<div style="width: 65.54%; background-color: #ffc107;"></div>	140	56	125	8
Against the Tax Levy	173	34.46%	<div style="width: 34.46%; background-color: #6c757d;"></div>	75	26	69	3
Total Votes Cast	502	100.00%	<div style="width: 100%; background-color: #ffc107;"></div>	215	82	194	11
Overvotes	0			0	0	0	0
Undervotes	19			3	9	6	1
Contest Totals	521			218	91	200	12

Issue 1 - Additional (0.5) mill - Darke County Park District Levy

Vote For 1

	TOTAL	VOTE %		Polling Place	Mail Absentee	Early Voting Absentee	Provisional
For the Tax Levy	314	62.30%	<div style="width: 62.30%; background-color: #ffc107;"></div>	126	58	124	6
Against the Tax Levy	190	37.70%	<div style="width: 37.70%; background-color: #6c757d;"></div>	87	26	72	5
Total Votes Cast	504	100.00%	<div style="width: 100%; background-color: #ffc107;"></div>	213	84	196	11
Overvotes	0			0	0	0	0
Undervotes	17			5	7	4	1
Contest Totals	521			218	91	200	12










TWIN TWP., GORDON, ITHACA

Statistics

	TOTAL	Polling Place	Mail Absentee	Early Voting Absentee	Provisional
Registered Voters - Total	1,326				
Ballots Cast - Total	1,160	396	263	480	21
Ballots Cast - Blank	0	0	0	0	0
Voter Turnout - Total	87.48%				







For President and Vice President

Vote For 1

	TOTAL	VOTE %		Polling Place	Mail Absentee	Early Voting Absentee	Provisional
REP Donald J. Trump and Michael R. Pence	978	84.68%		358	197	408	15
DEM Joseph R. Biden and Kamala D. Harris	161	13.94%		28	63	65	5
LIB Jo Jorgensen and Spike Cohen	14	1.21%		7	1	5	1
Howie Hawkins and Angela Walker	2	0.17%		2	0	0	0
Write-In: Brian Carrol and Amar Patel	0	0.00%		0	0	0	0
Write-In: Jade Simmons and Claudeliah J. Roze	0	0.00%		0	0	0	0
Write-In Totals	0	0.00%		0	0	0	0
Not Assigned	0	0.00%		0	0	0	0
Total Votes Cast	1,155	100.00%		395	261	478	21
Overvotes	0			0	0	0	0
Undervotes	5			1	2	2	0
Contest Totals	1,160			396	263	480	21

For Representative to Congress (8th District) 8TH CONGRESSIONAL

Vote For 1

	TOTAL	VOTE %		Polling Place	Mail Absentee	Early Voting Absentee	Provisional
REP Warren Davidson	983	86.68%		363	198	407	15
DEM Vanessa Enoch	151	13.32%		28	52	67	4
Write-In: Isaac Reed	0	0.00%		0	0	0	0
Write-In Totals	0	0.00%		0	0	0	0
Not Assigned	0	0.00%		0	0	0	0
Total Votes Cast	1,134	100.00%		391	250	474	19
Overvotes	0			0	0	0	0
Undervotes	26			5	13	6	2
Contest Totals	1,160			396	263	480	21

PRECINCTS RESULTS REPORT

Official Count
November 3, 2020

GENERAL ELECTION

Final Results
DARKE COUNTY

TWIN TWP., GORDON, ITHACA

For State Representative (80th District) 80TH HOUSE

Vote For 1

	TOTAL	VOTE %		Polling Place	Mail Absentee	Early Voting Absentee	Provisional
REP Jena Powell	985	87.01%		360	204	405	16
DEM Ted Jones	147	12.99%		27	50	66	4
Total Votes Cast	1,132	100.00%		387	254	471	20
Overvotes	0			0	0	0	0
Undervotes	28			9	9	9	1
Contest Totals	1,160			396	263	480	21

For County Commissioner (Full term commencing 1-2-2021) COUNTY

Vote For 1

	TOTAL	VOTE %		Polling Place	Mail Absentee	Early Voting Absentee	Provisional
REP Matthew Aultman	1,012	100.00%		366	197	429	20
Total Votes Cast	1,012	100.00%		366	197	429	20
Overvotes	0			0	0	0	0
Undervotes	148			30	66	51	1
Contest Totals	1,160			396	263	480	21

For County Commissioner (Full term commencing 1-3-2021) COUNTY

Vote For 1

	TOTAL	VOTE %		Polling Place	Mail Absentee	Early Voting Absentee	Provisional
REP Larry Holmes	994	100.00%		366	183	425	20
Total Votes Cast	994	100.00%		366	183	425	20
Overvotes	0			0	0	0	0
Undervotes	166			30	80	55	1
Contest Totals	1,160			396	263	480	21

For Prosecuting Attorney COUNTY



Vote For 1

	TOTAL	VOTE %		Polling Place	Mail Absentee	Early Voting Absentee	Provisional
REP R. Kelly Ormsby, III	1,012	100.00%		362	202	429	19
Total Votes Cast	1,012	100.00%		362	202	429	19
Overvotes	0			0	0	0	0
Undervotes	148			34	61	51	2
Contest Totals	1,160			396	263	480	21

TWIN TWP., GORDON, ITHACA



For Clerk of the Court of Common Pleas COUNTY

Vote For 1

	TOTAL	VOTE %		Polling Place	Mail Absentee	Early Voting Absentee	Provisional
REP Cindy Pike	1,030	100.00%		368	208	435	19
Total Votes Cast	1,030	100.00%		368	208	435	19
Overvotes	0			0	0	0	0
Undervotes	130			28	55	45	2
Contest Totals	1,160			396	263	480	21



For Sheriff COUNTY

Vote For 1

	TOTAL	VOTE %		Polling Place	Mail Absentee	Early Voting Absentee	Provisional
REP Toby L. Spencer	1,050	100.00%		371	221	439	19
Total Votes Cast	1,050	100.00%		371	221	439	19
Overvotes	0			0	0	0	0
Undervotes	110			25	42	41	2
Contest Totals	1,160			396	263	480	21



For County Recorder COUNTY

Vote For 1

	TOTAL	VOTE %		Polling Place	Mail Absentee	Early Voting Absentee	Provisional
REP Linda Stachler	1,017	100.00%		361	206	431	19
Total Votes Cast	1,017	100.00%		361	206	431	19
Overvotes	0			0	0	0	0
Undervotes	143			35	57	49	2
Contest Totals	1,160			396	263	480	21

For County Treasurer COUNTY

Vote For 1

	TOTAL	VOTE %		Polling Place	Mail Absentee	Early Voting Absentee	Provisional
DEM Scott J. Zumbrink	697	100.00%		226	181	278	12
Total Votes Cast	697	100.00%		226	181	278	12
Overvotes	0			0	0	0	0
Undervotes	463			170	82	202	9
Contest Totals	1,160			396	263	480	21

TWIN TWP., GORDON, ITHACA

For County Engineer COUNTY

Vote For 1

	TOTAL	VOTE %		Polling Place	Mail Absentee	Early Voting Absentee	Provisional
DEM Jim Surber	653	100.00%		211	168	260	14
Total Votes Cast	653	100.00%		211	168	260	14
Overvotes	0			0	0	0	0
Undervotes	507			185	95	220	7
Contest Totals	1,160			396	263	480	21

For Coroner COUNTY

Vote For 1

	TOTAL	VOTE %		Polling Place	Mail Absentee	Early Voting Absentee	Provisional
REP Timothy Kathman	1,012	100.00%		359	206	428	19
Total Votes Cast	1,012	100.00%		359	206	428	19
Overvotes	0			0	0	0	0
Undervotes	148			37	57	52	2
Contest Totals	1,160			396	263	480	21

For Justice of the Supreme Court (Full Term Commencing 1-1-2021)

Vote For 1

	TOTAL	VOTE %		Polling Place	Mail Absentee	Early Voting Absentee	Provisional
Sharon L. Kennedy	698	70.29%		249	146	293	10
John P. O'Donnell	295	29.71%		95	69	123	8
Total Votes Cast	993	100.00%		344	215	416	18
Overvotes	0			0	0	0	0
Undervotes	167			52	48	64	3
Contest Totals	1,160			396	263	480	21

For Justice of The Supreme Court (Full Term Commencing 1-2-2021)

Vote For 1

	TOTAL	VOTE %		Polling Place	Mail Absentee	Early Voting Absentee	Provisional
Judi French	642	67.51%		237	139	257	9
Jennifer Brunner	309	32.49%		96	73	133	7
Total Votes Cast	951	100.00%		333	212	390	16
Overvotes	1			0	0	1	0
Undervotes	208			63	51	89	5
Contest Totals	1,160			396	263	480	21

PRECINCTS RESULTS REPORT

Official Count
November 3, 2020

GENERAL ELECTION

Final Results
DARKE COUNTY

TWIN TWP., GORDON, ITHACA

For Judge of the Court of Appeals (2nd District) 2nd Dist. Ct of App

Vote For 1

	TOTAL	VOTE %		Polling Place	Mail Absentee	Early Voting Absentee	Provisional
Chris Epley	611	68.34%		203	150	249	9
Marshall G. Lachman	283	31.66%		109	52	115	7
Total Votes Cast	894	100.00%		312	202	364	16
Overvotes	2			0	1	1	0
Undervotes	264			84	60	115	5
Contest Totals	1,160			396	263	480	21

For Judge of the Court of Common Pleas (Juvenile/Probate Division) COUNTY

Vote For 1

	TOTAL	VOTE %		Polling Place	Mail Absentee	Early Voting Absentee	Provisional
Jason Aslinger	909	100.00%		325	197	372	15
Total Votes Cast	909	100.00%		325	197	372	15
Overvotes	0			0	0	0	0
Undervotes	251			71	66	108	6
Contest Totals	1,160			396	263	480	21

Issue 10 - Renewal 2.18 mills MIAMI VALLEY CTC

Vote For 1

	TOTAL	VOTE %		Polling Place	Mail Absentee	Early Voting Absentee	Provisional
For the Tax Levy	702	63.02%		241	161	291	9
Against the Tax Levy	412	36.98%		145	85	175	7
Total Votes Cast	1,114	100.00%		386	246	466	16
Overvotes	0			0	0	0	0
Undervotes	46			10	17	14	5
Contest Totals	1,160			396	263	480	21

Issue 1 - Additional (0.5) mill - Darke County Park District Levy

Vote For 1

	TOTAL	VOTE %		Polling Place	Mail Absentee	Early Voting Absentee	Provisional
For the Tax Levy	640	57.92%		212	159	260	9
Against the Tax Levy	465	42.08%		168	89	201	7
Total Votes Cast	1,105	100.00%		380	248	461	16
Overvotes	0			0	0	0	0
Undervotes	55			16	15	19	5
Contest Totals	1,160			396	263	480	21










VAN BUREN TWP.

Statistics

	TOTAL	Polling Place	Mail Absentee	Early Voting Absentee	Provisional
Registered Voters - Total	1,024				
Ballots Cast - Total	846	370	158	309	9
Ballots Cast - Blank	0	0	0	0	0
Voter Turnout - Total	82.62%				







For President and Vice President

Vote For 1

	TOTAL	VOTE %		Polling Place	Mail Absentee	Early Voting Absentee	Provisional
REP Donald J. Trump and Michael R. Pence	716	85.04%		337	102	269	8
DEM Joseph R. Biden and Kamala D. Harris	111	13.18%		26	52	33	0
LIB Jo Jorgensen and Spike Cohen	10	1.19%		5	1	3	1
Howie Hawkins and Angela Walker	4	0.48%		1	2	1	0
Write-In: Brian Carrol and Amar Patel	0	0.00%		0	0	0	0
Write-In: Jade Simmons and Claudeliah J. Roze	0	0.00%		0	0	0	0
Write-In Totals	1	0.12%		0	1	0	0
Not Assigned	1	0.12%		0	1	0	0
Total Votes Cast	842	100.00%		369	158	306	9
Overvotes	0			0	0	0	0
Undervotes	4			1	0	3	0
Contest Totals	846			370	158	309	9

For Representative to Congress (8th District) 8TH CONGRESSIONAL

Vote For 1

	TOTAL	VOTE %		Polling Place	Mail Absentee	Early Voting Absentee	Provisional
REP Warren Davidson	728	88.24%		340	107	273	8
DEM Vanessa Enoch	97	11.76%		25	42	30	0
Write-In: Isaac Reed	0	0.00%		0	0	0	0
Write-In Totals	0	0.00%		0	0	0	0
Not Assigned	0	0.00%		0	0	0	0
Total Votes Cast	825	100.00%		365	149	303	8
Overvotes	1			0	1	0	0
Undervotes	20			5	8	6	1
Contest Totals	846			370	158	309	9

PRECINCTS RESULTS REPORT

Official Count

November 3, 2020

GENERAL ELECTION




Final Results

DARKE COUNTY

VAN BUREN TWP.



For State Representative (80th District) 80TH HOUSE

Vote For 1

	TOTAL	VOTE %		Polling Place	Mail Absentee	Early Voting Absentee	Provisional
REP Jena Powell	719	86.63%		336	105	271	7
DEM Ted Jones	111	13.37%		28	49	33	1
Total Votes Cast	830	100.00%		364	154	304	8
Overvotes	0			0	0	0	0
Undervotes	16			6	4	5	1
Contest Totals	846			370	158	309	9



For County Commissioner (Full term commencing 1-2-2021) COUNTY

Vote For 1

	TOTAL	VOTE %		Polling Place	Mail Absentee	Early Voting Absentee	Provisional
REP Matthew Aultman	757	100.00%		344	120	285	8
Total Votes Cast	757	100.00%		344	120	285	8
Overvotes	0			0	0	0	0
Undervotes	89			26	38	24	1
Contest Totals	846			370	158	309	9



For County Commissioner (Full term commencing 1-3-2021) COUNTY

Vote For 1

	TOTAL	VOTE %		Polling Place	Mail Absentee	Early Voting Absentee	Provisional
REP Larry Holmes	733	100.00%		338	110	279	6
Total Votes Cast	733	100.00%		338	110	279	6
Overvotes	0			0	0	0	0
Undervotes	113			32	48	30	3
Contest Totals	846			370	158	309	9

For Prosecuting Attorney COUNTY



Vote For 1

	TOTAL	VOTE %		Polling Place	Mail Absentee	Early Voting Absentee	Provisional
REP R. Kelly Ormsby, III	740	100.00%		335	117	280	8
Total Votes Cast	740	100.00%		335	117	280	8
Overvotes	0			0	0	0	0
Undervotes	106			35	41	29	1
Contest Totals	846			370	158	309	9

VAN BUREN TWP.



For Clerk of the Court of Common Pleas COUNTY

Vote For 1

	TOTAL	VOTE %		Polling Place	Mail Absentee	Early Voting Absentee	Provisional
REP Cindy Pike	754	100.00%		339	119	288	8
Total Votes Cast	754	100.00%		339	119	288	8
Overvotes	0			0	0	0	0
Undervotes	92			31	39	21	1
Contest Totals	846			370	158	309	9



For Sheriff COUNTY

Vote For 1

	TOTAL	VOTE %		Polling Place	Mail Absentee	Early Voting Absentee	Provisional
REP Toby L. Spencer	759	100.00%		348	120	283	8
Total Votes Cast	759	100.00%		348	120	283	8
Overvotes	0			0	0	0	0
Undervotes	87			22	38	26	1
Contest Totals	846			370	158	309	9



For County Recorder COUNTY

Vote For 1

	TOTAL	VOTE %		Polling Place	Mail Absentee	Early Voting Absentee	Provisional
REP Linda Stachler	751	100.00%		337	120	286	8
Total Votes Cast	751	100.00%		337	120	286	8
Overvotes	0			0	0	0	0
Undervotes	95			33	38	23	1
Contest Totals	846			370	158	309	9

For County Treasurer COUNTY



Vote For 1

	TOTAL	VOTE %		Polling Place	Mail Absentee	Early Voting Absentee	Provisional
DEM Scott J. Zumbrink	526	100.00%		229	106	185	6
Total Votes Cast	526	100.00%		229	106	185	6
Overvotes	0			0	0	0	0
Undervotes	320			141	52	124	3
Contest Totals	846			370	158	309	9

VAN BUREN TWP.



For County Engineer COUNTY

Vote For 1

	TOTAL	VOTE %		Polling Place	Mail Absentee	Early Voting Absentee	Provisional
DEM Jim Surber	485	100.00%		216	98	167	4
Total Votes Cast	485	100.00%		216	98	167	4
Overvotes	0			0	0	0	0
Undervotes	361			154	60	142	5
Contest Totals	846			370	158	309	9




For Coroner COUNTY

Vote For 1

	TOTAL	VOTE %		Polling Place	Mail Absentee	Early Voting Absentee	Provisional
REP Timothy Kathman	744	100.00%		334	120	282	8
Total Votes Cast	744	100.00%		334	120	282	8
Overvotes	0			0	0	0	0
Undervotes	102			36	38	27	1
Contest Totals	846			370	158	309	9




For Justice of the Supreme Court (Full Term Commencing 1-1-2021)

Vote For 1

	TOTAL	VOTE %		Polling Place	Mail Absentee	Early Voting Absentee	Provisional
Sharon L. Kennedy	561	76.74%		251	105	200	5
John P. O'Donnell	170	23.26%		77	33	57	3
Total Votes Cast	731	100.00%		328	138	257	8
Overvotes	0			0	0	0	0
Undervotes	115			42	20	52	1
Contest Totals	846			370	158	309	9

For Justice of The Supreme Court (Full Term Commencing 1-2-2021)

Vote For 1

	TOTAL	VOTE %		Polling Place	Mail Absentee	Early Voting Absentee	Provisional
Judi French	411	57.24%		171	93	144	3
Jennifer Brunner	307	42.76%		145	46	111	5
Total Votes Cast	718	100.00%		316	139	255	8
Overvotes	0			0	0	0	0
Undervotes	128			54	19	54	1
Contest Totals	846			370	158	309	9

PRECINCTS RESULTS REPORT

Official Count
November 3, 2020

GENERAL ELECTION

Final Results
DARKE COUNTY

VAN BUREN TWP.

For Judge of the Court of Appeals (2nd District) 2nd Dist. Ct of App

Vote For 1

	TOTAL	VOTE %		Polling Place	Mail Absentee	Early Voting Absentee	Provisional
Chris Epley	487	73.68%		210	93	180	4
Marshall G. Lachman	174	26.32%		77	39	55	3
Total Votes Cast	661	100.00%		287	132	235	7
Overvotes	0			0	0	0	0
Undervotes	185			83	26	74	2
Contest Totals	846			370	158	309	9

For Judge of the Court of Common Pleas (Juvenile/Probate Division) COUNTY

Vote For 1

	TOTAL	VOTE %		Polling Place	Mail Absentee	Early Voting Absentee	Provisional
Jason Aslinger	686	100.00%		311	113	254	8
Total Votes Cast	686	100.00%		311	113	254	8
Overvotes	0			0	0	0	0
Undervotes	160			59	45	55	1
Contest Totals	846			370	158	309	9

Issue 7 - Renewal (5.5) mills GREENVILLE CITY SD

Vote For 1

	TOTAL	VOTE %		Polling Place	Mail Absentee	Early Voting Absentee	Provisional
Against the Tax Levy	22	59.46%		13	2	7	0
For the Tax Levy	15	40.54%		6	8	1	0
Total Votes Cast	37	100.00%		19	10	8	0
Overvotes	0			0	0	0	0
Undervotes	0			0	0	0	0
Contest Totals	37			19	10	8	0

Issue 10 - Renewal 2.18 mills MIAMI VALLEY CTC




Vote For 1

	TOTAL	VOTE %		Polling Place	Mail Absentee	Early Voting Absentee	Provisional
For the Tax Levy	504	64.04%		228	83	189	4
Against the Tax Levy	283	35.96%		117	52	109	5
Total Votes Cast	787	100.00%		345	135	298	9
Overvotes	0			0	0	0	0
Undervotes	22			6	13	3	0
Contest Totals	809			351	148	301	9

VAN BUREN TWP.

Issue 1 - Additional (0.5) mill - Darke County Park District Levy

Vote For 1

	TOTAL	VOTE %		Polling Place	Mail Absentee	Early Voting Absentee	Provisional
For the Tax Levy	476	57.49%		202	91	179	4
Against the Tax Levy	352	42.51%		163	58	126	5
Total Votes Cast	828	100.00%		365	149	305	9
Overvotes	0			0	0	0	0
Undervotes	18			5	9	4	0
Contest Totals	846			370	158	309	9

WABASH & NORTH STAR

Statistics

	TOTAL	Polling Place	Mail Absentee	Early Voting Absentee	Provisional
Registered Voters - Total	637				
Ballots Cast - Total	576	332	86	150	8
Ballots Cast - Blank	0	0	0	0	0
Voter Turnout - Total	90.42%				

For President and Vice President

Vote For 1

	TOTAL	VOTE %	Polling Place	Mail Absentee	Early Voting Absentee	Provisional
REP Donald J. Trump and Michael R. Pence	514	89.86%	311	63	132	8
DEM Joseph R. Biden and Kamala D. Harris	55	9.62%	16	21	18	0
LIB Jo Jorgensen and Spike Cohen	3	0.52%	3	0	0	0
Howie Hawkins and Angela Walker	0	0.00%	0	0	0	0
Write-In: Brian Carrol and Amar Patel	0	0.00%	0	0	0	0
Write-In: Jade Simmons and Claudeliah J. Roze	0	0.00%	0	0	0	0
Write-In Totals	0	0.00%	0	0	0	0
Not Assigned	0	0.00%	0	0	0	0
Total Votes Cast	572	100.00%	330	84	150	8
Overvotes	0		0	0	0	0
Undervotes	4		2	2	0	0
Contest Totals	576		332	86	150	8

For Representative to Congress (8th District) 8TH CONGRESSIONAL




Vote For 1

	TOTAL	VOTE %	Polling Place	Mail Absentee	Early Voting Absentee	Provisional
REP Warren Davidson	514	91.13%	311	66	131	6
DEM Vanessa Enoch	50	8.87%	15	17	18	0
Write-In: Isaac Reed	0	0.00%	0	0	0	0
Write-In Totals	0	0.00%	0	0	0	0
Not Assigned	0	0.00%	0	0	0	0
Total Votes Cast	564	100.00%	326	83	149	6
Overvotes	0		0	0	0	0
Undervotes	12		6	3	1	2
Contest Totals	576		332	86	150	8

WABASH & NORTH STAR




For State Senator (12th District) 12TH SENATE

Vote For 1

	TOTAL	VOTE %		Polling Place	Mail Absentee	Early Voting Absentee	Provisional
REP Matt Huffman	503	89.66%		304	63	130	6
DEM Ken Poling	58	10.34%		20	20	18	0
Total Votes Cast	561	100.00%		324	83	148	6
Overvotes	0			0	0	0	0
Undervotes	15			8	3	2	2
Contest Totals	576			332	86	150	8



For State Representative (84th District) 84TH HOUSE

Vote For 1

	TOTAL	VOTE %		Polling Place	Mail Absentee	Early Voting Absentee	Provisional
REP Susan Manchester	504	90.00%		304	63	131	6
DEM Joseph A. Monbeck	56	10.00%		19	20	17	0
Total Votes Cast	560	100.00%		323	83	148	6
Overvotes	0			0	0	0	0
Undervotes	16			9	3	2	2
Contest Totals	576			332	86	150	8



For County Commissioner (Full term commencing 1-2-2021) COUNTY

Vote For 1

	TOTAL	VOTE %		Polling Place	Mail Absentee	Early Voting Absentee	Provisional
REP Matthew Aultman	521	100.00%		312	68	135	6
Total Votes Cast	521	100.00%		312	68	135	6
Overvotes	0			0	0	0	0
Undervotes	55			20	18	15	2
Contest Totals	576			332	86	150	8

For County Commissioner (Full term commencing 1-3-2021) COUNTY

Vote For 1

	TOTAL	VOTE %		Polling Place	Mail Absentee	Early Voting Absentee	Provisional
REP Larry Holmes	517	100.00%		309	68	134	6
Total Votes Cast	517	100.00%		309	68	134	6
Overvotes	0			0	0	0	0
Undervotes	59			23	18	16	2
Contest Totals	576			332	86	150	8

WABASH & NORTH STAR

For Prosecuting Attorney COUNTY

Vote For 1

	TOTAL	VOTE %		Polling Place	Mail Absentee	Early Voting Absentee	Provisional
REP R. Kelly Ormsby, III	520	100.00%	<div style="width: 100%; height: 10px; background-color: #ffc107;"></div>	307	69	138	6
Total Votes Cast	520	100.00%	<div style="width: 100%; height: 10px; background-color: #ffc107;"></div>	307	69	138	6
Overvotes	0			0	0	0	0
Undervotes	56			25	17	12	2
Contest Totals	576			332	86	150	8

For Clerk of the Court of Common Pleas COUNTY

Vote For 1

	TOTAL	VOTE %		Polling Place	Mail Absentee	Early Voting Absentee	Provisional
REP Cindy Pike	526	100.00%	<div style="width: 100%; height: 10px; background-color: #ffc107;"></div>	310	70	140	6
Total Votes Cast	526	100.00%	<div style="width: 100%; height: 10px; background-color: #ffc107;"></div>	310	70	140	6
Overvotes	0			0	0	0	0
Undervotes	50			22	16	10	2
Contest Totals	576			332	86	150	8

For Sheriff COUNTY

Vote For 1

	TOTAL	VOTE %		Polling Place	Mail Absentee	Early Voting Absentee	Provisional
REP Toby L. Spencer	522	100.00%	<div style="width: 100%; height: 10px; background-color: #ffc107;"></div>	308	71	136	7
Total Votes Cast	522	100.00%	<div style="width: 100%; height: 10px; background-color: #ffc107;"></div>	308	71	136	7
Overvotes	0			0	0	0	0
Undervotes	54			24	15	14	1
Contest Totals	576			332	86	150	8

For County Recorder COUNTY

Vote For 1

	TOTAL	VOTE %		Polling Place	Mail Absentee	Early Voting Absentee	Provisional
REP Linda Stachler	520	100.00%	<div style="width: 100%; height: 10px; background-color: #ffc107;"></div>	311	66	136	7
Total Votes Cast	520	100.00%	<div style="width: 100%; height: 10px; background-color: #ffc107;"></div>	311	66	136	7
Overvotes	0			0	0	0	0
Undervotes	56			21	20	14	1
Contest Totals	576			332	86	150	8

WABASH & NORTH STAR

For County Treasurer COUNTY

Vote For 1

	TOTAL	VOTE %		Polling Place	Mail Absentee	Early Voting Absentee	Provisional
DEM Scott J. Zumbrink	427	100.00%	<div style="width: 100%; height: 10px; background-color: #ffc107;"></div>	238	71	111	7
Total Votes Cast	427	100.00%	<div style="width: 100%; height: 10px; background-color: #ffc107;"></div>	238	71	111	7
Overvotes	0			0	0	0	0
Undervotes	149			94	15	39	1
Contest Totals	576			332	86	150	8

For County Engineer COUNTY

Vote For 1

	TOTAL	VOTE %		Polling Place	Mail Absentee	Early Voting Absentee	Provisional
DEM Jim Surber	360	100.00%	<div style="width: 100%; height: 10px; background-color: #ffc107;"></div>	196	64	94	6
Total Votes Cast	360	100.00%	<div style="width: 100%; height: 10px; background-color: #ffc107;"></div>	196	64	94	6
Overvotes	0			0	0	0	0
Undervotes	216			136	22	56	2
Contest Totals	576			332	86	150	8

For Coroner COUNTY

Vote For 1

	TOTAL	VOTE %		Polling Place	Mail Absentee	Early Voting Absentee	Provisional
REP Timothy Kathman	512	100.00%	<div style="width: 100%; height: 10px; background-color: #ffc107;"></div>	303	67	136	6
Total Votes Cast	512	100.00%	<div style="width: 100%; height: 10px; background-color: #ffc107;"></div>	303	67	136	6
Overvotes	0			0	0	0	0
Undervotes	64			29	19	14	2
Contest Totals	576			332	86	150	8

For Member of the State Board of Education (1st District) 1st Dist StBd of Ed

Vote For 1

	TOTAL	VOTE %		Polling Place	Mail Absentee	Early Voting Absentee	Provisional
Diana M. Fessler	430	100.00%	<div style="width: 100%; height: 10px; background-color: #ffc107;"></div>	261	53	110	6
Total Votes Cast	430	100.00%	<div style="width: 100%; height: 10px; background-color: #ffc107;"></div>	261	53	110	6
Overvotes	0			0	0	0	0
Undervotes	146			71	33	40	2
Contest Totals	576			332	86	150	8

WABASH & NORTH STAR

For Justice of the Supreme Court (Full Term Commencing 1-1-2021)

Vote For 1

	TOTAL	VOTE %		Polling Place	Mail Absentee	Early Voting Absentee	Provisional
Sharon L. Kennedy	413	79.88%		242	52	116	3
John P. O'Donnell	104	20.12%		53	24	25	2
Total Votes Cast	517	100.00%		295	76	141	5
Overvotes	0			0	0	0	0
Undervotes	59			37	10	9	3
Contest Totals	576			332	86	150	8

For Justice of The Supreme Court (Full Term Commencing 1-2-2021)

Vote For 1

	TOTAL	VOTE %		Polling Place	Mail Absentee	Early Voting Absentee	Provisional
Judi French	383	75.25%		222	51	108	2
Jennifer Brunner	126	24.75%		70	25	28	3
Total Votes Cast	509	100.00%		292	76	136	5
Overvotes	0			0	0	0	0
Undervotes	67			40	10	14	3
Contest Totals	576			332	86	150	8

For Judge of the Court of Appeals (2nd District) 2nd Dist. Ct of App

Vote For 1

	TOTAL	VOTE %		Polling Place	Mail Absentee	Early Voting Absentee	Provisional
Chris Epley	296	69.48%		162	41	91	2
Marshall G. Lachman	130	30.52%		79	24	24	3
Total Votes Cast	426	100.00%		241	65	115	5
Overvotes	0			0	0	0	0
Undervotes	150			91	21	35	3
Contest Totals	576			332	86	150	8

For Judge of the Court of Common Pleas (Juvenile/Probate Division) COUNTY




Vote For 1

	TOTAL	VOTE %		Polling Place	Mail Absentee	Early Voting Absentee	Provisional
Jason Aslinger	435	100.00%		261	50	121	3
Total Votes Cast	435	100.00%		261	50	121	3
Overvotes	0			0	0	0	0
Undervotes	141			71	36	29	5
Contest Totals	576			332	86	150	8

WABASH & NORTH STAR




Issue 10 - Renewal 2.18 mills MIAMI VALLEY CTC

Vote For 1

	TOTAL	VOTE %		Polling Place	Mail Absentee	Early Voting Absentee	Provisional
For the Tax Levy	341	69.03%		202	56	78	5
Against the Tax Levy	153	30.97%		91	17	44	1
Total Votes Cast	494	100.00%		293	73	122	6
Overvotes	0			0	0	0	0
Undervotes	19			7	5	5	2
Contest Totals	513			300	78	127	8

Issue 1 - Additional (0.5) mill - Darke County Park District Levy

Vote For 1

	TOTAL	VOTE %		Polling Place	Mail Absentee	Early Voting Absentee	Provisional
For the Tax Levy	302	54.51%		175	50	74	3
Against the Tax Levy	252	45.49%		145	32	72	3
Total Votes Cast	554	100.00%		320	82	146	6
Overvotes	0			0	0	0	0
Undervotes	22			12	4	4	2
Contest Totals	576			332	86	150	8










WASHINGTON TWP.

Statistics

	TOTAL	Polling Place	Mail Absentee	Early Voting Absentee	Provisional
Registered Voters - Total	820				
Ballots Cast - Total	649	262	130	246	11
Ballots Cast - Blank	0	0	0	0	0
Voter Turnout - Total	79.15%				







For President and Vice President

Vote For 1

	TOTAL	VOTE %		Polling Place	Mail Absentee	Early Voting Absentee	Provisional
REP Donald J. Trump and Michael R. Pence	535	82.82%		229	88	210	8
DEM Joseph R. Biden and Kamala D. Harris	103	15.94%		26	40	35	2
LIB Jo Jorgensen and Spike Cohen	7	1.08%		4	1	1	1
Howie Hawkins and Angela Walker	1	0.15%		1	0	0	0
Write-In: Brian Carrol and Amar Patel	0	0.00%		0	0	0	0
Write-In: Jade Simmons and Claudeliah J. Roze	0	0.00%		0	0	0	0
Write-In Totals	0	0.00%		0	0	0	0
Not Assigned	0	0.00%		0	0	0	0
Total Votes Cast	646	100.00%		260	129	246	11
Overvotes	0			0	0	0	0
Undervotes	3			2	1	0	0
Contest Totals	649			262	130	246	11

For Representative to Congress (8th District) 8TH CONGRESSIONAL




Vote For 1

	TOTAL	VOTE %		Polling Place	Mail Absentee	Early Voting Absentee	Provisional
REP Warren Davidson	535	84.92%		227	87	212	9
DEM Vanessa Enoch	94	14.92%		28	34	30	2
Write-In: Isaac Reed	0	0.00%		0	0	0	0
Write-In Totals	1	0.16%		0	1	0	0
Not Assigned	1	0.16%		0	1	0	0
Total Votes Cast	630	100.00%		255	122	242	11
Overvotes	1			0	1	0	0
Undervotes	18			7	7	4	0
Contest Totals	649			262	130	246	11

WASHINGTON TWP.




For State Senator (12th District) 12TH SENATE

Vote For 1

	TOTAL	VOTE %		Polling Place	Mail Absentee	Early Voting Absentee	Provisional
REP Matt Huffman	538	84.99%		226	91	212	9
DEM Ken Poling	95	15.01%		29	34	30	2
Total Votes Cast	633	100.00%		255	125	242	11
Overvotes	1			0	1	0	0
Undervotes	15			7	4	4	0
Contest Totals	649			262	130	246	11



For State Representative (84th District) 84TH HOUSE

Vote For 1

	TOTAL	VOTE %		Polling Place	Mail Absentee	Early Voting Absentee	Provisional
REP Susan Manchester	529	83.84%		224	89	208	8
DEM Joseph A. Monbeck	102	16.16%		29	38	33	2
Total Votes Cast	631	100.00%		253	127	241	10
Overvotes	0			0	0	0	0
Undervotes	18			9	3	5	1
Contest Totals	649			262	130	246	11



For County Commissioner (Full term commencing 1-2-2021) COUNTY

Vote For 1

	TOTAL	VOTE %		Polling Place	Mail Absentee	Early Voting Absentee	Provisional
REP Matthew Aultman	569	100.00%		241	92	227	9
Total Votes Cast	569	100.00%		241	92	227	9
Overvotes	0			0	0	0	0
Undervotes	80			21	38	19	2
Contest Totals	649			262	130	246	11

For County Commissioner (Full term commencing 1-3-2021) COUNTY

Vote For 1

	TOTAL	VOTE %		Polling Place	Mail Absentee	Early Voting Absentee	Provisional
REP Larry Holmes	547	100.00%		231	92	215	9
Total Votes Cast	547	100.00%		231	92	215	9
Overvotes	0			0	0	0	0
Undervotes	102			31	38	31	2
Contest Totals	649			262	130	246	11

WASHINGTON TWP.

For Prosecuting Attorney COUNTY

Vote For 1

	TOTAL	VOTE %		Polling Place	Mail Absentee	Early Voting Absentee	Provisional
REP R. Kelly Ormsby, III	552	100.00%		231	97	215	9
Total Votes Cast	552	100.00%		231	97	215	9
Overvotes	0			0	0	0	0
Undervotes	97			31	33	31	2
Contest Totals	649			262	130	246	11

For Clerk of the Court of Common Pleas COUNTY

Vote For 1

	TOTAL	VOTE %		Polling Place	Mail Absentee	Early Voting Absentee	Provisional
REP Cindy Pike	566	100.00%		233	103	222	8
Total Votes Cast	566	100.00%		233	103	222	8
Overvotes	0			0	0	0	0
Undervotes	83			29	27	24	3
Contest Totals	649			262	130	246	11

For Sheriff COUNTY

Vote For 1

	TOTAL	VOTE %		Polling Place	Mail Absentee	Early Voting Absentee	Provisional
REP Toby L. Spencer	562	100.00%		232	100	222	8
Total Votes Cast	562	100.00%		232	100	222	8
Overvotes	0			0	0	0	0
Undervotes	87			30	30	24	3
Contest Totals	649			262	130	246	11

For County Recorder COUNTY



Vote For 1

	TOTAL	VOTE %		Polling Place	Mail Absentee	Early Voting Absentee	Provisional
REP Linda Stachler	563	100.00%		234	97	223	9
Total Votes Cast	563	100.00%		234	97	223	9
Overvotes	0			0	0	0	0
Undervotes	86			28	33	23	2
Contest Totals	649			262	130	246	11

WASHINGTON TWP.



For County Treasurer COUNTY

Vote For 1

	TOTAL	VOTE %		Polling Place	Mail Absentee	Early Voting Absentee	Provisional
DEM Scott J. Zumbrink	448	100.00%		177	97	166	8
Total Votes Cast	448	100.00%		177	97	166	8
Overvotes	0			0	0	0	0
Undervotes	201			85	33	80	3
Contest Totals	649			262	130	246	11



For County Engineer COUNTY

Vote For 1

	TOTAL	VOTE %		Polling Place	Mail Absentee	Early Voting Absentee	Provisional
DEM Jim Surber	400	100.00%		156	93	143	8
Total Votes Cast	400	100.00%		156	93	143	8
Overvotes	0			0	0	0	0
Undervotes	249			106	37	103	3
Contest Totals	649			262	130	246	11



For Coroner COUNTY

Vote For 1

	TOTAL	VOTE %		Polling Place	Mail Absentee	Early Voting Absentee	Provisional
REP Timothy Kathman	560	100.00%		232	99	220	9
Total Votes Cast	560	100.00%		232	99	220	9
Overvotes	0			0	0	0	0
Undervotes	89			30	31	26	2
Contest Totals	649			262	130	246	11

For Member of the State Board of Education (1st District) 1st Dist StBd of Ed

Vote For 1

	TOTAL	VOTE %		Polling Place	Mail Absentee	Early Voting Absentee	Provisional
Diana M. Fessler	457	100.00%		183	84	182	8
Total Votes Cast	457	100.00%		183	84	182	8
Overvotes	0			0	0	0	0
Undervotes	192			79	46	64	3
Contest Totals	649			262	130	246	11

WASHINGTON TWP.

For Justice of the Supreme Court (Full Term Commencing 1-1-2021)

Vote For 1

	TOTAL	VOTE %		Polling Place	Mail Absentee	Early Voting Absentee	Provisional
Sharon L. Kennedy	407	75.23%		170	70	159	8
John P. O'Donnell	134	24.77%		45	39	48	2
Total Votes Cast	541	100.00%		215	109	207	10
Overvotes	0			0	0	0	0
Undervotes	108			47	21	39	1
Contest Totals	649			262	130	246	11

For Justice of The Supreme Court (Full Term Commencing 1-2-2021)

Vote For 1

	TOTAL	VOTE %		Polling Place	Mail Absentee	Early Voting Absentee	Provisional
Judi French	277	52.76%		112	61	100	4
Jennifer Brunner	248	47.24%		95	46	100	7
Total Votes Cast	525	100.00%		207	107	200	11
Overvotes	0			0	0	0	0
Undervotes	124			55	23	46	0
Contest Totals	649			262	130	246	11

For Judge of the Court of Appeals (2nd District) 2nd Dist. Ct of App

Vote For 1

	TOTAL	VOTE %		Polling Place	Mail Absentee	Early Voting Absentee	Provisional
Chris Epley	362	72.69%		146	67	141	8
Marshall G. Lachman	136	27.31%		49	35	50	2
Total Votes Cast	498	100.00%		195	102	191	10
Overvotes	0			0	0	0	0
Undervotes	151			67	28	55	1
Contest Totals	649			262	130	246	11

For Judge of the Court of Common Pleas (Juvenile/Probate Division) COUNTY

Vote For 1

	TOTAL	VOTE %		Polling Place	Mail Absentee	Early Voting Absentee	Provisional
Jason Aslinger	494	100.00%		202	81	204	7
Total Votes Cast	494	100.00%		202	81	204	7
Overvotes	0			0	0	0	0
Undervotes	155			60	49	42	4
Contest Totals	649			262	130	246	11

WASHINGTON TWP.

Issue 7 - Renewal (5.5) mills GREENVILLE CITY SD

Vote For 1

	TOTAL	VOTE %		Polling Place	Mail Absentee	Early Voting Absentee	Provisional
Against the Tax Levy	254	56.44%		110	43	97	4
For the Tax Levy	196	43.56%		71	30	93	2
Total Votes Cast	450	100.00%		181	73	190	6
Overvotes	0			0	0	0	0
Undervotes	12			4	6	2	0
Contest Totals	462			185	79	192	6

Issue 8 - Renewal (0.75%) MISSISSINAWA LSD

Vote For 1

	TOTAL	VOTE %		Polling Place	Mail Absentee	Early Voting Absentee	Provisional
For the Tax	102	57.95%		43	28	29	2
Against the Tax	74	42.05%		32	18	23	1
Total Votes Cast	176	100.00%		75	46	52	3
Overvotes	0			0	0	0	0
Undervotes	4			2	1	1	0
Contest Totals	180			77	47	53	3

Issue 10 - Renewal 2.18 mills MIAMI VALLEY CTC

Vote For 1

	TOTAL	VOTE %		Polling Place	Mail Absentee	Early Voting Absentee	Provisional
For the Tax Levy	100	56.18%		43	26	28	3
Against the Tax Levy	78	43.82%		31	22	23	2
Total Votes Cast	178	100.00%		74	48	51	5
Overvotes	0			0	0	0	0
Undervotes	9			3	3	3	0
Contest Totals	187			77	51	54	5

Issue 1 - Additional (0.5) mill - Darke County Park District Levy

Vote For 1

	TOTAL	VOTE %		Polling Place	Mail Absentee	Early Voting Absentee	Provisional
For the Tax Levy	345	54.76%		136	57	144	8
Against the Tax Levy	285	45.24%		120	64	98	3
Total Votes Cast	630	100.00%		256	121	242	11
Overvotes	0			0	0	0	0
Undervotes	19			6	9	4	0
Contest Totals	649			262	130	246	11

VERSAILLES A

Statistics

	TOTAL	Polling Place	Mail Absentee	Early Voting Absentee	Provisional
Registered Voters - Total	903				
Ballots Cast - Total	709	288	158	249	14
Ballots Cast - Blank	0	0	0	0	0
Voter Turnout - Total	78.52%				

For President and Vice President

Vote For 1

	TOTAL	VOTE %		Polling Place	Mail Absentee	Early Voting Absentee	Provisional
REP Donald J. Trump and Michael R. Pence	572	81.25%		250	99	210	13
DEM Joseph R. Biden and Kamala D. Harris	120	17.05%		28	54	37	1
LIB Jo Jorgensen and Spike Cohen	9	1.28%		8	0	1	0
Howie Hawkins and Angela Walker	1	0.14%		1	0	0	0
Write-In: Brian Carrol and Amar Patel	0	0.00%		0	0	0	0
Write-In: Jade Simmons and Claudeliah J. Roze	0	0.00%		0	0	0	0
Write-In Totals	2	0.28%		0	1	1	0
Not Assigned	2	0.28%		0	1	1	0
Total Votes Cast	704	100.00%		287	154	249	14
Overvotes	3			0	3	0	0
Undervotes	2			1	1	0	0
Contest Totals	709			288	158	249	14

For Representative to Congress (8th District) 8TH CONGRESSIONAL

Vote For 1

	TOTAL	VOTE %		Polling Place	Mail Absentee	Early Voting Absentee	Provisional
REP Warren Davidson	580	83.69%		250	106	211	13
DEM Vanessa Enoch	113	16.31%		35	46	31	1
Write-In: Isaac Reed	0	0.00%		0	0	0	0
Write-In Totals	0	0.00%		0	0	0	0
Not Assigned	0	0.00%		0	0	0	0
Total Votes Cast	693	100.00%		285	152	242	14
Overvotes	1			0	1	0	0
Undervotes	15			3	5	7	0
Contest Totals	709			288	158	249	14

VERSAILLES A

For State Senator (12th District) 12TH SENATE

Vote For 1

	TOTAL	VOTE %		Polling Place	Mail Absentee	Early Voting Absentee	Provisional
REP Matt Huffman	582	83.98%	<div style="width: 83.98%; height: 10px; background-color: #ffc107;"></div>	253	106	211	12
DEM Ken Poling	111	16.02%	<div style="width: 16.02%; height: 10px; background-color: #6c757d;"></div>	30	49	30	2
Total Votes Cast	693	100.00%	<div style="width: 100%; height: 10px; background-color: #ffc107;"></div>	283	155	241	14
Overvotes	0			0	0	0	0
Undervotes	16			5	3	8	0
Contest Totals	709			288	158	249	14

For State Representative (84th District) 84TH HOUSE

Vote For 1

	TOTAL	VOTE %		Polling Place	Mail Absentee	Early Voting Absentee	Provisional
REP Susan Manchester	583	84.13%	<div style="width: 84.13%; height: 10px; background-color: #ffc107;"></div>	251	109	211	12
DEM Joseph A. Monbeck	110	15.87%	<div style="width: 15.87%; height: 10px; background-color: #6c757d;"></div>	34	46	28	2
Total Votes Cast	693	100.00%	<div style="width: 100%; height: 10px; background-color: #ffc107;"></div>	285	155	239	14
Overvotes	0			0	0	0	0
Undervotes	16			3	3	10	0
Contest Totals	709			288	158	249	14

For County Commissioner (Full term commencing 1-2-2021) COUNTY

Vote For 1

	TOTAL	VOTE %		Polling Place	Mail Absentee	Early Voting Absentee	Provisional
REP Matthew Aultman	610	100.00%	<div style="width: 100%; height: 10px; background-color: #ffc107;"></div>	274	110	214	12
Total Votes Cast	610	100.00%	<div style="width: 100%; height: 10px; background-color: #ffc107;"></div>	274	110	214	12
Overvotes	0			0	0	0	0
Undervotes	99			14	48	35	2
Contest Totals	709			288	158	249	14

For County Commissioner (Full term commencing 1-3-2021) COUNTY

Vote For 1

	TOTAL	VOTE %		Polling Place	Mail Absentee	Early Voting Absentee	Provisional
REP Larry Holmes	604	100.00%	<div style="width: 100%; height: 10px; background-color: #ffc107;"></div>	264	111	218	11
Total Votes Cast	604	100.00%	<div style="width: 100%; height: 10px; background-color: #ffc107;"></div>	264	111	218	11
Overvotes	0			0	0	0	0
Undervotes	105			24	47	31	3
Contest Totals	709			288	158	249	14

VERSAILLES A

For Prosecuting Attorney COUNTY

Vote For 1

	TOTAL	VOTE %		Polling Place	Mail Absentee	Early Voting Absentee	Provisional
REP R. Kelly Ormsby, III	602	100.00%	<div style="width: 100%; height: 10px; background-color: #ffc107;"></div>	266	110	214	12
Total Votes Cast	602	100.00%	<div style="width: 100%; height: 10px; background-color: #ffc107;"></div>	266	110	214	12
Overvotes	0			0	0	0	0
Undervotes	107			22	48	35	2
Contest Totals	709			288	158	249	14

For Clerk of the Court of Common Pleas COUNTY

Vote For 1

	TOTAL	VOTE %		Polling Place	Mail Absentee	Early Voting Absentee	Provisional
REP Cindy Pike	612	100.00%	<div style="width: 100%; height: 10px; background-color: #ffc107;"></div>	264	118	218	12
Total Votes Cast	612	100.00%	<div style="width: 100%; height: 10px; background-color: #ffc107;"></div>	264	118	218	12
Overvotes	0			0	0	0	0
Undervotes	97			24	40	31	2
Contest Totals	709			288	158	249	14

For Sheriff COUNTY

Vote For 1

	TOTAL	VOTE %		Polling Place	Mail Absentee	Early Voting Absentee	Provisional
REP Toby L. Spencer	619	100.00%	<div style="width: 100%; height: 10px; background-color: #ffc107;"></div>	270	121	217	11
Total Votes Cast	619	100.00%	<div style="width: 100%; height: 10px; background-color: #ffc107;"></div>	270	121	217	11
Overvotes	0			0	0	0	0
Undervotes	90			18	37	32	3
Contest Totals	709			288	158	249	14

For County Recorder COUNTY

Vote For 1

	TOTAL	VOTE %		Polling Place	Mail Absentee	Early Voting Absentee	Provisional
REP Linda Stachler	604	100.00%	<div style="width: 100%; height: 10px; background-color: #ffc107;"></div>	263	111	218	12
Total Votes Cast	604	100.00%	<div style="width: 100%; height: 10px; background-color: #ffc107;"></div>	263	111	218	12
Overvotes	0			0	0	0	0
Undervotes	105			25	47	31	2
Contest Totals	709			288	158	249	14

VERSAILLES A

For County Treasurer COUNTY

Vote For 1

	TOTAL	VOTE %		Polling Place	Mail Absentee	Early Voting Absentee	Provisional
DEM Scott J. Zumbrink	449	100.00%	<div style="width: 100%; height: 10px; background-color: #ffc107;"></div>	179	114	150	6
Total Votes Cast	449	100.00%	<div style="width: 100%; height: 10px; background-color: #ffc107;"></div>	179	114	150	6
Overvotes	0			0	0	0	0
Undervotes	260			109	44	99	8
Contest Totals	709			288	158	249	14

For County Engineer COUNTY

Vote For 1

	TOTAL	VOTE %		Polling Place	Mail Absentee	Early Voting Absentee	Provisional
DEM Jim Surber	410	100.00%	<div style="width: 100%; height: 10px; background-color: #ffc107;"></div>	162	110	132	6
Total Votes Cast	410	100.00%	<div style="width: 100%; height: 10px; background-color: #ffc107;"></div>	162	110	132	6
Overvotes	0			0	0	0	0
Undervotes	299			126	48	117	8
Contest Totals	709			288	158	249	14

For Coroner COUNTY

Vote For 1

	TOTAL	VOTE %		Polling Place	Mail Absentee	Early Voting Absentee	Provisional
REP Timothy Kathman	614	100.00%	<div style="width: 100%; height: 10px; background-color: #ffc107;"></div>	269	114	219	12
Total Votes Cast	614	100.00%	<div style="width: 100%; height: 10px; background-color: #ffc107;"></div>	269	114	219	12
Overvotes	0			0	0	0	0
Undervotes	95			19	44	30	2
Contest Totals	709			288	158	249	14

For Member of the State Board of Education (1st District) 1st Dist StBd of Ed

Vote For 1

	TOTAL	VOTE %		Polling Place	Mail Absentee	Early Voting Absentee	Provisional
Diana M. Fessler	513	100.00%	<div style="width: 100%; height: 10px; background-color: #ffc107;"></div>	233	100	172	8
Total Votes Cast	513	100.00%	<div style="width: 100%; height: 10px; background-color: #ffc107;"></div>	233	100	172	8
Overvotes	0			0	0	0	0
Undervotes	196			55	58	77	6
Contest Totals	709			288	158	249	14

VERSAILLES A

For Justice of the Supreme Court (Full Term Commencing 1-1-2021)

Vote For 1

	TOTAL	VOTE %		Polling Place	Mail Absentee	Early Voting Absentee	Provisional
Sharon L. Kennedy	432	70.82%		193	84	147	8
John P. O'Donnell	178	29.18%		60	53	63	2
Total Votes Cast	610	100.00%		253	137	210	10
Overvotes	0			0	0	0	0
Undervotes	99			35	21	39	4
Contest Totals	709			288	158	249	14

For Justice of The Supreme Court (Full Term Commencing 1-2-2021)

Vote For 1

	TOTAL	VOTE %		Polling Place	Mail Absentee	Early Voting Absentee	Provisional
Judi French	334	55.85%		144	69	116	5
Jennifer Brunner	264	44.15%		99	69	92	4
Total Votes Cast	598	100.00%		243	138	208	9
Overvotes	0			0	0	0	0
Undervotes	111			45	20	41	5
Contest Totals	709			288	158	249	14

For Judge of the Court of Appeals (2nd District) 2nd Dist. Ct of App

Vote For 1

	TOTAL	VOTE %		Polling Place	Mail Absentee	Early Voting Absentee	Provisional
Chris Epley	327	61.24%		139	64	116	8
Marshall G. Lachman	207	38.76%		83	62	61	1
Total Votes Cast	534	100.00%		222	126	177	9
Overvotes	0			0	0	0	0
Undervotes	175			66	32	72	5
Contest Totals	709			288	158	249	14

For Judge of the Court of Common Pleas (Juvenile/Probate Division) COUNTY




Vote For 1

	TOTAL	VOTE %		Polling Place	Mail Absentee	Early Voting Absentee	Provisional
Jason Aslinger	530	100.00%		231	95	195	9
Total Votes Cast	530	100.00%		231	95	195	9
Overvotes	0			0	0	0	0
Undervotes	179			57	63	54	5
Contest Totals	709			288	158	249	14

VERSAILLES A




Issue 10 - Renewal 2.18 mills MIAMI VALLEY CTC

Vote For 1

	TOTAL	VOTE %		Polling Place	Mail Absentee	Early Voting Absentee	Provisional
For the Tax Levy	450	67.37%		180	95	165	10
Against the Tax Levy	218	32.63%		99	46	70	3
Total Votes Cast	668	100.00%		279	141	235	13
Overvotes	0			0	0	0	0
Undervotes	41			9	17	14	1
Contest Totals	709			288	158	249	14

Issue 1 - Additional (0.5) mill - Darke County Park District Levy

Vote For 1

	TOTAL	VOTE %		Polling Place	Mail Absentee	Early Voting Absentee	Provisional
For the Tax Levy	456	67.26%		171	113	162	10
Against the Tax Levy	222	32.74%		105	38	76	3
Total Votes Cast	678	100.00%		276	151	238	13
Overvotes	0			0	0	0	0
Undervotes	31			12	7	11	1
Contest Totals	709			288	158	249	14










VERSAILLES B

Statistics

	TOTAL	Polling Place	Mail Absentee	Early Voting Absentee	Provisional
Registered Voters - Total	937				
Ballots Cast - Total	829	306	221	292	10
Ballots Cast - Blank	0	0	0	0	0
Voter Turnout - Total	88.47%				







For President and Vice President

Vote For 1

	TOTAL	VOTE %		Polling Place	Mail Absentee	Early Voting Absentee	Provisional
REP Donald J. Trump and Michael R. Pence	682	83.07%		283	133	256	10
DEM Joseph R. Biden and Kamala D. Harris	123	14.98%		18	72	33	0
LIB Jo Jorgensen and Spike Cohen	9	1.10%		2	5	2	0
Howie Hawkins and Angela Walker	2	0.24%		1	1	0	0
Write-In: Brian Carrol and Amar Patel	2	0.24%		1	1	0	0
Write-In: Jade Simmons and Claudeliah J. Roze	0	0.00%		0	0	0	0
Write-In Totals	5	0.61%		1	3	1	0
Not Assigned	3	0.37%		0	2	1	0
Total Votes Cast	821	100.00%		305	214	292	10
Overvotes	3			0	3	0	0
Undervotes	5			1	4	0	0
Contest Totals	829			306	221	292	10

For Representative to Congress (8th District) 8TH CONGRESSIONAL




Vote For 1

	TOTAL	VOTE %		Polling Place	Mail Absentee	Early Voting Absentee	Provisional
REP Warren Davidson	704	87.56%		280	157	257	10
DEM Vanessa Enoch	100	12.44%		19	51	30	0
Write-In: Isaac Reed	0	0.00%		0	0	0	0
Write-In Totals	0	0.00%		0	0	0	0
Not Assigned	0	0.00%		0	0	0	0
Total Votes Cast	804	100.00%		299	208	287	10
Overvotes	2			0	2	0	0
Undervotes	23			7	11	5	0
Contest Totals	829			306	221	292	10

VERSAILLES B




For State Senator (12th District) 12TH SENATE

Vote For 1

	TOTAL	VOTE %		Polling Place	Mail Absentee	Early Voting Absentee	Provisional
REP Matt Huffman	706	88.36%		281	153	262	10
DEM Ken Poling	93	11.64%		16	52	25	0
Total Votes Cast	799	100.00%		297	205	287	10
Overvotes	0			0	0	0	0
Undervotes	30			9	16	5	0
Contest Totals	829			306	221	292	10



For State Representative (84th District) 84TH HOUSE

Vote For 1

	TOTAL	VOTE %		Polling Place	Mail Absentee	Early Voting Absentee	Provisional
REP Susan Manchester	704	88.00%		276	155	263	10
DEM Joseph A. Monbeck	96	12.00%		18	52	26	0
Total Votes Cast	800	100.00%		294	207	289	10
Overvotes	0			0	0	0	0
Undervotes	29			12	14	3	0
Contest Totals	829			306	221	292	10



For County Commissioner (Full term commencing 1-2-2021) COUNTY

Vote For 1

	TOTAL	VOTE %		Polling Place	Mail Absentee	Early Voting Absentee	Provisional
REP Matthew Aultman	726	100.00%		285	167	266	8
Total Votes Cast	726	100.00%		285	167	266	8
Overvotes	0			0	0	0	0
Undervotes	103			21	54	26	2
Contest Totals	829			306	221	292	10

For County Commissioner (Full term commencing 1-3-2021) COUNTY

Vote For 1

	TOTAL	VOTE %		Polling Place	Mail Absentee	Early Voting Absentee	Provisional
REP Larry Holmes	707	100.00%		283	160	256	8
Total Votes Cast	707	100.00%		283	160	256	8
Overvotes	0			0	0	0	0
Undervotes	122			23	61	36	2
Contest Totals	829			306	221	292	10

VERSAILLES B

For Prosecuting Attorney COUNTY

Vote For 1

	TOTAL	VOTE %		Polling Place	Mail Absentee	Early Voting Absentee	Provisional
REP R. Kelly Ormsby, III	710	100.00%	<div style="width: 100%; height: 10px; background-color: #ffc107;"></div>	283	160	260	7
Total Votes Cast	710	100.00%	<div style="width: 100%; height: 10px; background-color: #ffc107;"></div>	283	160	260	7
Overvotes	0			0	0	0	0
Undervotes	119			23	61	32	3
Contest Totals	829			306	221	292	10

For Clerk of the Court of Common Pleas COUNTY

Vote For 1

	TOTAL	VOTE %		Polling Place	Mail Absentee	Early Voting Absentee	Provisional
REP Cindy Pike	721	100.00%	<div style="width: 100%; height: 10px; background-color: #ffc107;"></div>	285	169	259	8
Total Votes Cast	721	100.00%	<div style="width: 100%; height: 10px; background-color: #ffc107;"></div>	285	169	259	8
Overvotes	0			0	0	0	0
Undervotes	108			21	52	33	2
Contest Totals	829			306	221	292	10

For Sheriff COUNTY

Vote For 1

	TOTAL	VOTE %		Polling Place	Mail Absentee	Early Voting Absentee	Provisional
REP Toby L. Spencer	725	100.00%	<div style="width: 100%; height: 10px; background-color: #ffc107;"></div>	288	168	261	8
Total Votes Cast	725	100.00%	<div style="width: 100%; height: 10px; background-color: #ffc107;"></div>	288	168	261	8
Overvotes	0			0	0	0	0
Undervotes	104			18	53	31	2
Contest Totals	829			306	221	292	10

For County Recorder COUNTY

Vote For 1

	TOTAL	VOTE %		Polling Place	Mail Absentee	Early Voting Absentee	Provisional
REP Linda Stachler	712	100.00%	<div style="width: 100%; height: 10px; background-color: #ffc107;"></div>	280	164	259	9
Total Votes Cast	712	100.00%	<div style="width: 100%; height: 10px; background-color: #ffc107;"></div>	280	164	259	9
Overvotes	0			0	0	0	0
Undervotes	117			26	57	33	1
Contest Totals	829			306	221	292	10

VERSAILLES B

For County Treasurer COUNTY

Vote For 1

	TOTAL	VOTE %		Polling Place	Mail Absentee	Early Voting Absentee	Provisional
DEM Scott J. Zumbrink	537	100.00%	<div style="width: 100%; height: 10px; background-color: #ffc107;"></div>	187	153	192	5
Total Votes Cast	537	100.00%	<div style="width: 100%; height: 10px; background-color: #ffc107;"></div>	187	153	192	5
Overvotes	0			0	0	0	0
Undervotes	292			119	68	100	5
Contest Totals	829			306	221	292	10

For County Engineer COUNTY

Vote For 1

	TOTAL	VOTE %		Polling Place	Mail Absentee	Early Voting Absentee	Provisional
DEM Jim Surber	466	100.00%	<div style="width: 100%; height: 10px; background-color: #ffc107;"></div>	161	141	159	5
Total Votes Cast	466	100.00%	<div style="width: 100%; height: 10px; background-color: #ffc107;"></div>	161	141	159	5
Overvotes	0			0	0	0	0
Undervotes	363			145	80	133	5
Contest Totals	829			306	221	292	10

For Coroner COUNTY

Vote For 1

	TOTAL	VOTE %		Polling Place	Mail Absentee	Early Voting Absentee	Provisional
REP Timothy Kathman	699	100.00%	<div style="width: 100%; height: 10px; background-color: #ffc107;"></div>	278	164	249	8
Total Votes Cast	699	100.00%	<div style="width: 100%; height: 10px; background-color: #ffc107;"></div>	278	164	249	8
Overvotes	0			0	0	0	0
Undervotes	130			28	57	43	2
Contest Totals	829			306	221	292	10

For Member of the State Board of Education (1st District) 1st Dist StBd of Ed

Vote For 1

	TOTAL	VOTE %		Polling Place	Mail Absentee	Early Voting Absentee	Provisional
Diana M. Fessler	580	100.00%	<div style="width: 100%; height: 10px; background-color: #ffc107;"></div>	226	139	209	6
Total Votes Cast	580	100.00%	<div style="width: 100%; height: 10px; background-color: #ffc107;"></div>	226	139	209	6
Overvotes	0			0	0	0	0
Undervotes	249			80	82	83	4
Contest Totals	829			306	221	292	10

VERSAILLES B

For Justice of the Supreme Court (Full Term Commencing 1-1-2021)

Vote For 1

	TOTAL	VOTE %		Polling Place	Mail Absentee	Early Voting Absentee	Provisional
Sharon L. Kennedy	543	79.50%		208	127	202	6
John P. O'Donnell	140	20.50%		42	55	42	1
Total Votes Cast	683	100.00%		250	182	244	7
Overvotes	0			0	0	0	0
Undervotes	146			56	39	48	3
Contest Totals	829			306	221	292	10

For Justice of The Supreme Court (Full Term Commencing 1-2-2021)

Vote For 1

	TOTAL	VOTE %		Polling Place	Mail Absentee	Early Voting Absentee	Provisional
Judi French	407	61.48%		156	100	147	4
Jennifer Brunner	255	38.52%		88	76	88	3
Total Votes Cast	662	100.00%		244	176	235	7
Overvotes	0			0	0	0	0
Undervotes	167			62	45	57	3
Contest Totals	829			306	221	292	10

For Judge of the Court of Appeals (2nd District) 2nd Dist. Ct of App

Vote For 1

	TOTAL	VOTE %		Polling Place	Mail Absentee	Early Voting Absentee	Provisional
Chris Epley	479	79.30%		171	126	176	6
Marshall G. Lachman	125	20.70%		49	44	31	1
Total Votes Cast	604	100.00%		220	170	207	7
Overvotes	0			0	0	0	0
Undervotes	225			86	51	85	3
Contest Totals	829			306	221	292	10

For Judge of the Court of Common Pleas (Juvenile/Probate Division) COUNTY




Vote For 1

	TOTAL	VOTE %		Polling Place	Mail Absentee	Early Voting Absentee	Provisional
Jason Aslinger	615	100.00%		242	145	224	4
Total Votes Cast	615	100.00%		242	145	224	4
Overvotes	0			0	0	0	0
Undervotes	214			64	76	68	6
Contest Totals	829			306	221	292	10

VERSAILLES B




Issue 10 - Renewal 2.18 mills MIAMI VALLEY CTC

Vote For 1

	TOTAL	VOTE %		Polling Place	Mail Absentee	Early Voting Absentee	Provisional
For the Tax Levy	577	73.60%		213	153	207	4
Against the Tax Levy	207	26.40%		80	55	67	5
Total Votes Cast	784	100.00%		293	208	274	9
Overvotes	1			0	1	0	0
Undervotes	44			13	12	18	1
Contest Totals	829			306	221	292	10

Issue 1 - Additional (0.5) mill - Darke County Park District Levy

Vote For 1










	TOTAL	VOTE %		Polling Place	Mail Absentee	Early Voting Absentee	Provisional
For the Tax Levy	585	74.71%		210	166	202	7
Against the Tax Levy	198	25.29%		82	44	70	2
Total Votes Cast	783	100.00%		292	210	272	9
Overvotes	0			0	0	0	0
Undervotes	46			14	11	20	1
Contest Totals	829			306	221	292	10

WAYNE TWP.

Statistics	TOTAL	Polling Place	Mail Absentee	Early Voting Absentee	Provisional
Registered Voters - Total	1,285				
Ballots Cast - Total	1,148	414	309	412	13
Ballots Cast - Blank	0	0	0	0	0
Voter Turnout - Total	89.34%				







For President and Vice President

Vote For 1

	TOTAL	VOTE %		Polling Place	Mail Absentee	Early Voting Absentee	Provisional
REP Donald J. Trump and Michael R. Pence	999	87.48%		381	235	371	12
DEM Joseph R. Biden and Kamala D. Harris	117	10.25%		19	66	32	0
LIB Jo Jorgensen and Spike Cohen	23	2.01%		9	6	7	1
Howie Hawkins and Angela Walker	3	0.26%		2	1	0	0
Write-In: Brian Carrol and Amar Patel	0	0.00%		0	0	0	0
Write-In: Jade Simmons and Claudeliah J. Roze	0	0.00%		0	0	0	0
Write-In Totals	0	0.00%		0	0	0	0
Not Assigned	0	0.00%		0	0	0	0
Total Votes Cast	1,142	100.00%		411	308	410	13
Overvotes	0			0	0	0	0
Undervotes	6			3	1	2	0
Contest Totals	1,148			414	309	412	13

For Representative to Congress (8th District) 8TH CONGRESSIONAL

Vote For 1

	TOTAL	VOTE %		Polling Place	Mail Absentee	Early Voting Absentee	Provisional
REP Warren Davidson	1,041	91.80%		387	260	382	12
DEM Vanessa Enoch	92	8.11%		21	44	27	0
Write-In: Isaac Reed	0	0.00%		0	0	0	0
Write-In Totals	1	0.09%		1	0	0	0
Not Assigned	1	0.09%		1	0	0	0
Total Votes Cast	1,134	100.00%		409	304	409	12
Overvotes	0			0	0	0	0
Undervotes	14			5	5	3	1
Contest Totals	1,148			414	309	412	13

PRECINCTS RESULTS REPORT




Official Count
November 3, 2020

GENERAL ELECTION
Final Results
DARKE COUNTY

WAYNE TWP.




For State Senator (12th District) 12TH SENATE

Vote For 1

	TOTAL	VOTE %		Polling Place	Mail Absentee	Early Voting Absentee	Provisional
REP Matt Huffman	1,032	91.49%		393	250	377	12
DEM Ken Poling	96	8.51%		17	50	29	0
Total Votes Cast	1,128	100.00%		410	300	406	12
Overvotes	0			0	0	0	0
Undervotes	20			4	9	6	1
Contest Totals	1,148			414	309	412	13



For State Representative (84th District) 84TH HOUSE

Vote For 1

	TOTAL	VOTE %		Polling Place	Mail Absentee	Early Voting Absentee	Provisional
REP Susan Manchester	1,036	91.84%		391	257	376	12
DEM Joseph A. Monbeck	92	8.16%		18	47	27	0
Total Votes Cast	1,128	100.00%		409	304	403	12
Overvotes	0			0	0	0	0
Undervotes	20			5	5	9	1
Contest Totals	1,148			414	309	412	13



For County Commissioner (Full term commencing 1-2-2021) COUNTY

Vote For 1

	TOTAL	VOTE %		Polling Place	Mail Absentee	Early Voting Absentee	Provisional
REP Matthew Aultman	1,055	100.00%		398	261	385	11
Total Votes Cast	1,055	100.00%		398	261	385	11
Overvotes	0			0	0	0	0
Undervotes	93			16	48	27	2
Contest Totals	1,148			414	309	412	13

For County Commissioner (Full term commencing 1-3-2021) COUNTY

Vote For 1

	TOTAL	VOTE %		Polling Place	Mail Absentee	Early Voting Absentee	Provisional
REP Larry Holmes	1,044	100.00%		394	255	385	10
Total Votes Cast	1,044	100.00%		394	255	385	10
Overvotes	0			0	0	0	0
Undervotes	104			20	54	27	3
Contest Totals	1,148			414	309	412	13

WAYNE TWP.

For Prosecuting Attorney COUNTY

Vote For 1

	TOTAL	VOTE %		Polling Place	Mail Absentee	Early Voting Absentee	Provisional
REP R. Kelly Ormsby, III	1,043	100.00%		392	258	382	11
Total Votes Cast	1,043	100.00%		392	258	382	11
Overvotes	0			0	0	0	0
Undervotes	105			22	51	30	2
Contest Totals	1,148			414	309	412	13

For Clerk of the Court of Common Pleas COUNTY

Vote For 1

	TOTAL	VOTE %		Polling Place	Mail Absentee	Early Voting Absentee	Provisional
REP Cindy Pike	1,054	100.00%		392	264	388	10
Total Votes Cast	1,054	100.00%		392	264	388	10
Overvotes	0			0	0	0	0
Undervotes	94			22	45	24	3
Contest Totals	1,148			414	309	412	13

For Sheriff COUNTY

Vote For 1

	TOTAL	VOTE %		Polling Place	Mail Absentee	Early Voting Absentee	Provisional
REP Toby L. Spencer	1,050	100.00%		394	257	388	11
Total Votes Cast	1,050	100.00%		394	257	388	11
Overvotes	0			0	0	0	0
Undervotes	98			20	52	24	2
Contest Totals	1,148			414	309	412	13

For County Recorder COUNTY



Vote For 1

	TOTAL	VOTE %		Polling Place	Mail Absentee	Early Voting Absentee	Provisional
REP Linda Stachler	1,056	100.00%		394	263	388	11
Total Votes Cast	1,056	100.00%		394	263	388	11
Overvotes	0			0	0	0	0
Undervotes	92			20	46	24	2
Contest Totals	1,148			414	309	412	13

WAYNE TWP.



For County Treasurer COUNTY

Vote For 1

	TOTAL	VOTE %		Polling Place	Mail Absentee	Early Voting Absentee	Provisional
DEM Scott J. Zumbrink	777	100.00%		287	226	257	7
Total Votes Cast	777	100.00%		287	226	257	7
Overvotes	0			0	0	0	0
Undervotes	371			127	83	155	6
Contest Totals	1,148			414	309	412	13



For County Engineer COUNTY

Vote For 1

	TOTAL	VOTE %		Polling Place	Mail Absentee	Early Voting Absentee	Provisional
DEM Jim Surber	716	100.00%		265	215	229	7
Total Votes Cast	716	100.00%		265	215	229	7
Overvotes	0			0	0	0	0
Undervotes	432			149	94	183	6
Contest Totals	1,148			414	309	412	13



For Coroner COUNTY

Vote For 1

	TOTAL	VOTE %		Polling Place	Mail Absentee	Early Voting Absentee	Provisional
REP Timothy Kathman	1,044	100.00%		391	263	379	11
Total Votes Cast	1,044	100.00%		391	263	379	11
Overvotes	0			0	0	0	0
Undervotes	104			23	46	33	2
Contest Totals	1,148			414	309	412	13

For Member of the State Board of Education (1st District) 1st Dist StBd of Ed

Vote For 1

	TOTAL	VOTE %		Polling Place	Mail Absentee	Early Voting Absentee	Provisional
Diana M. Fessler	848	100.00%		331	217	291	9
Total Votes Cast	848	100.00%		331	217	291	9
Overvotes	0			0	0	0	0
Undervotes	300			83	92	121	4
Contest Totals	1,148			414	309	412	13

WAYNE TWP.

For Justice of the Supreme Court (Full Term Commencing 1-1-2021)

Vote For 1

	TOTAL	VOTE %		Polling Place	Mail Absentee	Early Voting Absentee	Provisional
Sharon L. Kennedy	765	77.43%		276	209	269	11
John P. O'Donnell	223	22.57%		79	68	75	1
Total Votes Cast	988	100.00%		355	277	344	12
Overvotes	0			0	0	0	0
Undervotes	160			59	32	68	1
Contest Totals	1,148			414	309	412	13

For Justice of The Supreme Court (Full Term Commencing 1-2-2021)

Vote For 1

	TOTAL	VOTE %		Polling Place	Mail Absentee	Early Voting Absentee	Provisional
Judi French	652	67.78%		227	195	220	10
Jennifer Brunner	310	32.22%		123	75	110	2
Total Votes Cast	962	100.00%		350	270	330	12
Overvotes	0			0	0	0	0
Undervotes	186			64	39	82	1
Contest Totals	1,148			414	309	412	13

For Judge of the Court of Appeals (2nd District) 2nd Dist. Ct of App

Vote For 1

	TOTAL	VOTE %		Polling Place	Mail Absentee	Early Voting Absentee	Provisional
Chris Epley	652	74.09%		221	191	233	7
Marshall G. Lachman	228	25.91%		100	62	61	5
Total Votes Cast	880	100.00%		321	253	294	12
Overvotes	0			0	0	0	0
Undervotes	268			93	56	118	1
Contest Totals	1,148			414	309	412	13

For Judge of the Court of Common Pleas (Juvenile/Probate Division) COUNTY

Vote For 1

	TOTAL	VOTE %		Polling Place	Mail Absentee	Early Voting Absentee	Provisional
Jason Aslinger	893	100.00%		342	213	328	10
Total Votes Cast	893	100.00%		342	213	328	10
Overvotes	0			0	0	0	0
Undervotes	255			72	96	84	3
Contest Totals	1,148			414	309	412	13

PRECINCTS RESULTS REPORT

Official Count
November 3, 2020

GENERAL ELECTION

Final Results
DARKE COUNTY

WAYNE TWP.

Issue 7 - Renewal (5.5) mills GREENVILLE CITY SD

Vote For 1

	TOTAL	VOTE %		Polling Place	Mail Absentee	Early Voting Absentee	Provisional
For the Tax Levy	2	66.67%		0	2	0	0
Against the Tax Levy	1	33.33%		1	0	0	0
Total Votes Cast	3	100.00%		1	2	0	0
Overvotes	0			0	0	0	0
Undervotes	0			0	0	0	0
Contest Totals	3			1	2	0	0

Issue 10 - Renewal 2.18 mills MIAMI VALLEY CTC

Vote For 1

	TOTAL	VOTE %		Polling Place	Mail Absentee	Early Voting Absentee	Provisional
For the Tax Levy	721	68.21%		275	198	240	8
Against the Tax Levy	336	31.79%		109	82	142	3
Total Votes Cast	1,057	100.00%		384	280	382	11
Overvotes	0			0	0	0	0
Undervotes	57			15	20	20	2
Contest Totals	1,114			399	300	402	13

Issue 1 - Additional (0.5) mill - Darke County Park District Levy

Vote For 1

	TOTAL	VOTE %		Polling Place	Mail Absentee	Early Voting Absentee	Provisional
For the Tax Levy	694	63.03%		250	191	243	10
Against the Tax Levy	407	36.97%		147	107	151	2
Total Votes Cast	1,101	100.00%		397	298	394	12
Overvotes	0			0	0	0	0
Undervotes	47			17	11	18	1
Contest Totals	1,148			414	309	412	13










YORK TWP.

Statistics

	TOTAL	Polling Place	Mail Absentee	Early Voting Absentee	Provisional
Registered Voters - Total	332				
Ballots Cast - Total	298	130	64	103	1
Ballots Cast - Blank	0	0	0	0	0
Voter Turnout - Total	89.76%				







For President and Vice President

Vote For 1

	TOTAL	VOTE %		Polling Place	Mail Absentee	Early Voting Absentee	Provisional
REP Donald J. Trump and Michael R. Pence	250	84.46%		123	42	85	0
DEM Joseph R. Biden and Kamala D. Harris	42	14.19%		6	20	15	1
LIB Jo Jorgensen and Spike Cohen	3	1.01%		0	2	1	0
Howie Hawkins and Angela Walker	0	0.00%		0	0	0	0
Write-In: Brian Carrol and Amar Patel	0	0.00%		0	0	0	0
Write-In: Jade Simmons and Claudeliah J. Roze	0	0.00%		0	0	0	0
Write-In Totals	1	0.34%		1	0	0	0
Not Assigned	1	0.34%		1	0	0	0
Total Votes Cast	296	100.00%		130	64	101	1
Overvotes	0			0	0	0	0
Undervotes	2			0	0	2	0
Contest Totals	298			130	64	103	1

For Representative to Congress (8th District) 8TH CONGRESSIONAL

Vote For 1

	TOTAL	VOTE %		Polling Place	Mail Absentee	Early Voting Absentee	Provisional
REP Warren Davidson	252	86.01%		123	45	84	0
DEM Vanessa Enoch	41	13.99%		6	18	16	1
Write-In: Isaac Reed	0	0.00%		0	0	0	0
Write-In Totals	0	0.00%		0	0	0	0
Not Assigned	0	0.00%		0	0	0	0
Total Votes Cast	293	100.00%		129	63	100	1
Overvotes	0			0	0	0	0
Undervotes	5			1	1	3	0
Contest Totals	298			130	64	103	1

PRECINCTS RESULTS REPORT

Official Count
November 3, 2020

GENERAL ELECTION

Final Results
DARKE COUNTY

YORK TWP.

For State Senator (12th District) 12TH SENATE

Vote For 1

	TOTAL	VOTE %		Polling Place	Mail Absentee	Early Voting Absentee	Provisional
REP Matt Huffman	256	87.67%		125	46	85	0
DEM Ken Poling	36	12.33%		4	17	14	1
Total Votes Cast	292	100.00%		129	63	99	1
Overvotes	0			0	0	0	0
Undervotes	6			1	1	4	0
Contest Totals	298			130	64	103	1

For State Representative (84th District) 84TH HOUSE

Vote For 1

	TOTAL	VOTE %		Polling Place	Mail Absentee	Early Voting Absentee	Provisional
REP Susan Manchester	255	87.03%		126	45	83	1
DEM Joseph A. Monbeck	38	12.97%		4	19	15	0
Total Votes Cast	293	100.00%		130	64	98	1
Overvotes	0			0	0	0	0
Undervotes	5			0	0	5	0
Contest Totals	298			130	64	103	1

For County Commissioner (Full term commencing 1-2-2021) COUNTY

Vote For 1

	TOTAL	VOTE %		Polling Place	Mail Absentee	Early Voting Absentee	Provisional
REP Matthew Aultman	256	100.00%		117	53	86	0
Total Votes Cast	256	100.00%		117	53	86	0
Overvotes	0			0	0	0	0
Undervotes	42			13	11	17	1
Contest Totals	298			130	64	103	1

For County Commissioner (Full term commencing 1-3-2021) COUNTY

Vote For 1

	TOTAL	VOTE %		Polling Place	Mail Absentee	Early Voting Absentee	Provisional
REP Larry Holmes	250	100.00%		117	47	86	0
Total Votes Cast	250	100.00%		117	47	86	0
Overvotes	0			0	0	0	0
Undervotes	48			13	17	17	1
Contest Totals	298			130	64	103	1

YORK TWP.

For Prosecuting Attorney COUNTY

Vote For 1

	TOTAL	VOTE %		Polling Place	Mail Absentee	Early Voting Absentee	Provisional
REP R. Kelly Ormsby, III	249	100.00%		119	47	83	0
Total Votes Cast	249	100.00%		119	47	83	0
Overvotes	0			0	0	0	0
Undervotes	49			11	17	20	1
Contest Totals	298			130	64	103	1

For Clerk of the Court of Common Pleas COUNTY

Vote For 1

	TOTAL	VOTE %		Polling Place	Mail Absentee	Early Voting Absentee	Provisional
REP Cindy Pike	252	100.00%		119	47	85	1
Total Votes Cast	252	100.00%		119	47	85	1
Overvotes	0			0	0	0	0
Undervotes	46			11	17	18	0
Contest Totals	298			130	64	103	1

For Sheriff COUNTY

Vote For 1

	TOTAL	VOTE %		Polling Place	Mail Absentee	Early Voting Absentee	Provisional
REP Toby L. Spencer	246	100.00%		118	46	82	0
Total Votes Cast	246	100.00%		118	46	82	0
Overvotes	0			0	0	0	0
Undervotes	52			12	18	21	1
Contest Totals	298			130	64	103	1

For County Recorder COUNTY



Vote For 1

	TOTAL	VOTE %		Polling Place	Mail Absentee	Early Voting Absentee	Provisional
REP Linda Stachler	246	100.00%		119	47	79	1
Total Votes Cast	246	100.00%		119	47	79	1
Overvotes	0			0	0	0	0
Undervotes	52			11	17	24	0
Contest Totals	298			130	64	103	1

YORK TWP.



For County Treasurer COUNTY

Vote For 1

	TOTAL	VOTE %		Polling Place	Mail Absentee	Early Voting Absentee	Provisional
DEM Scott J. Zumbrink	215	100.00%		95	48	71	1
Total Votes Cast	215	100.00%		95	48	71	1
Overvotes	0			0	0	0	0
Undervotes	83			35	16	32	0
Contest Totals	298			130	64	103	1



For County Engineer COUNTY

Vote For 1

	TOTAL	VOTE %		Polling Place	Mail Absentee	Early Voting Absentee	Provisional
DEM Jim Surber	169	100.00%		71	41	56	1
Total Votes Cast	169	100.00%		71	41	56	1
Overvotes	0			0	0	0	0
Undervotes	129			59	23	47	0
Contest Totals	298			130	64	103	1



For Coroner COUNTY

Vote For 1

	TOTAL	VOTE %		Polling Place	Mail Absentee	Early Voting Absentee	Provisional
REP Timothy Kathman	240	100.00%		114	45	81	0
Total Votes Cast	240	100.00%		114	45	81	0
Overvotes	0			0	0	0	0
Undervotes	58			16	19	22	1
Contest Totals	298			130	64	103	1

For Member of the State Board of Education (1st District) 1st Dist StBd of Ed

Vote For 1

	TOTAL	VOTE %		Polling Place	Mail Absentee	Early Voting Absentee	Provisional
Diana M. Fessler	203	100.00%		93	44	66	0
Total Votes Cast	203	100.00%		93	44	66	0
Overvotes	0			0	0	0	0
Undervotes	95			37	20	37	1
Contest Totals	298			130	64	103	1

YORK TWP.

For Justice of the Supreme Court (Full Term Commencing 1-1-2021)

Vote For 1

	TOTAL	VOTE %		Polling Place	Mail Absentee	Early Voting Absentee	Provisional
Sharon L. Kennedy	208	81.25%		103	42	63	0
John P. O'Donnell	48	18.75%		12	16	19	1
Total Votes Cast	256	100.00%		115	58	82	1
Overvotes	0			0	0	0	0
Undervotes	42			15	6	21	0
Contest Totals	298			130	64	103	1

For Justice of The Supreme Court (Full Term Commencing 1-2-2021)

Vote For 1

	TOTAL	VOTE %		Polling Place	Mail Absentee	Early Voting Absentee	Provisional
Judi French	141	55.73%		69	34	38	0
Jennifer Brunner	112	44.27%		41	22	49	0
Total Votes Cast	253	100.00%		110	56	87	0
Overvotes	0			0	0	0	0
Undervotes	45			20	8	16	1
Contest Totals	298			130	64	103	1

For Judge of the Court of Appeals (2nd District) 2nd Dist. Ct of App

Vote For 1

	TOTAL	VOTE %		Polling Place	Mail Absentee	Early Voting Absentee	Provisional
Chris Epley	174	76.32%		84	33	57	0
Marshall G. Lachman	54	23.68%		14	20	20	0
Total Votes Cast	228	100.00%		98	53	77	0
Overvotes	0			0	0	0	0
Undervotes	70			32	11	26	1
Contest Totals	298			130	64	103	1

For Judge of the Court of Common Pleas (Juvenile/Probate Division) COUNTY

Vote For 1

	TOTAL	VOTE %		Polling Place	Mail Absentee	Early Voting Absentee	Provisional
Jason Aslinger	204	100.00%		97	37	70	0
Total Votes Cast	204	100.00%		97	37	70	0
Overvotes	0			0	0	0	0
Undervotes	94			33	27	33	1
Contest Totals	298			130	64	103	1

YORK TWP.

Issue 10 - Renewal 2.18 mills MIAMI VALLEY CTC

Vote For 1

	TOTAL	VOTE %		Polling Place	Mail Absentee	Early Voting Absentee	Provisional
For the Tax Levy	173	60.70%		75	40	57	1
Against the Tax Levy	112	39.30%		51	20	41	0
Total Votes Cast	285	100.00%		126	60	98	1
Overvotes	0			0	0	0	0
Undervotes	13			4	4	5	0
Contest Totals	298			130	64	103	1

Issue 1 - Additional (0.5) mill - Darke County Park District Levy

Vote For 1

	TOTAL	VOTE %		Polling Place	Mail Absentee	Early Voting Absentee	Provisional
For the Tax Levy	156	54.55%		70	33	52	1
Against the Tax Levy	130	45.45%		54	28	48	0
Total Votes Cast	286	100.00%		124	61	100	1
Overvotes	0			0	0	0	0
Undervotes	12			6	3	3	0
Contest Totals	298			130	64	103	1