



GREENVILLE CITY 1-A

Statistics

	TOTAL	Polling Place	Mail Absentee	Early Voting Absentee	Provisional
Ballots Cast - Total	24	21	0	3	0
Ballots Cast - Blank	0	0	0	0	0



REP For President of Council GREENVILLE CITY

Vote For 1

	TOTAL	VOTE %		Polling Place	Mail Absentee	Early Voting Absentee	Provisional
John A. Baumgardner	20	100.00%		17	0	3	0
Total Votes Cast	20	100.00%		17	0	3	0
Overvotes	0			0	0	0	0
Undervotes	4			4	0	0	0
Contest Totals	24			21	0	3	0






REP For Treasurer GREENVILLE CITY

Vote For 1

	TOTAL	VOTE %		Polling Place	Mail Absentee	Early Voting Absentee	Provisional
Rebecca Strait	20	100.00%		17	0	3	0
Total Votes Cast	20	100.00%		17	0	3	0
Overvotes	0			0	0	0	0
Undervotes	4			4	0	0	0
Contest Totals	24			21	0	3	0

REP For Member of Council at Large GREENVILLE CITY

Vote For 3

	TOTAL	VOTE %		Polling Place	Mail Absentee	Early Voting Absentee	Provisional
Jeffrey D. Whitaker	22	32.35%		19	0	3	0
Doug Schmidt	19	27.94%		17	0	2	0
Douglas Wright	16	23.53%		13	0	3	0
Brian R. Brown	11	16.18%		10	0	1	0
Total Votes Cast	68	100.00%		59	0	9	0
Overvotes	0			0	0	0	0
Undervotes	4			4	0	0	0
Contest Totals	72			63	0	9	0



GREENVILLE CITY 1-B

Statistics

	TOTAL	Polling Place	Mail Absentee	Early Voting Absentee	Provisional
Ballots Cast - Total	27	26	0	1	0
Ballots Cast - Blank	0	0	0	0	0



REP For President of Council GREENVILLE CITY

Vote For 1

	TOTAL	VOTE %		Polling Place	Mail Absentee	Early Voting Absentee	Provisional
John A. Baumgardner	23	100.00%		22	0	1	0
Total Votes Cast	23	100.00%		22	0	1	0
Overvotes	0			0	0	0	0
Undervotes	4			4	0	0	0
Contest Totals	27			26	0	1	0






REP For Treasurer GREENVILLE CITY

Vote For 1

	TOTAL	VOTE %		Polling Place	Mail Absentee	Early Voting Absentee	Provisional
Rebecca Strait	20	100.00%		19	0	1	0
Total Votes Cast	20	100.00%		19	0	1	0
Overvotes	0			0	0	0	0
Undervotes	7			7	0	0	0
Contest Totals	27			26	0	1	0

REP For Member of Council at Large GREENVILLE CITY

Vote For 3

	TOTAL	VOTE %		Polling Place	Mail Absentee	Early Voting Absentee	Provisional
Jeffrey D. Whitaker	21	33.33%		20	0	1	0
Brian R. Brown	18	28.57%		17	0	1	0
Doug Schmidt	12	19.05%		12	0	0	0
Douglas Wright	12	19.05%		11	0	1	0
Total Votes Cast	63	100.00%		60	0	3	0
Overvotes	0			0	0	0	0
Undervotes	18			18	0	0	0
Contest Totals	81			78	0	3	0

GREENVILLE CITY 1-C

Statistics

	TOTAL	Polling Place	Mail Absentee	Early Voting Absentee	Provisional
Ballots Cast - Total	42	32	0	10	0
Ballots Cast - Blank	0	0	0	0	0

REP For President of Council GREENVILLE CITY

Vote For 1

	TOTAL	VOTE %		Polling Place	Mail Absentee	Early Voting Absentee	Provisional
John A. Baumgardner	37	100.00%	<div style="width: 100%; height: 10px; background-color: #ffc107;"></div>	28	0	9	0
Total Votes Cast	37	100.00%	<div style="width: 100%; height: 10px; background-color: #ffc107;"></div>	28	0	9	0
Overvotes	0			0	0	0	0
Undervotes	5			4	0	1	0
Contest Totals	42			32	0	10	0

REP For Treasurer GREENVILLE CITY

Vote For 1

	TOTAL	VOTE %		Polling Place	Mail Absentee	Early Voting Absentee	Provisional
Rebecca Strait	38	100.00%	<div style="width: 100%; height: 10px; background-color: #ffc107;"></div>	30	0	8	0
Total Votes Cast	38	100.00%	<div style="width: 100%; height: 10px; background-color: #ffc107;"></div>	30	0	8	0
Overvotes	0			0	0	0	0
Undervotes	4			2	0	2	0
Contest Totals	42			32	0	10	0

REP For Member of Council at Large GREENVILLE CITY

Vote For 3

	TOTAL	VOTE %		Polling Place	Mail Absentee	Early Voting Absentee	Provisional
Jeffrey D. Whitaker	34	31.48%	<div style="width: 31.48%; height: 10px; background-color: #ffc107;"></div>	26	0	8	0
Brian R. Brown	29	26.85%	<div style="width: 26.85%; height: 10px; background-color: #ffc107;"></div>	23	0	6	0
Doug Schmidt	27	25.00%	<div style="width: 25.00%; height: 10px; background-color: #ffc107;"></div>	19	0	8	0
Douglas Wright	18	16.67%	<div style="width: 16.67%; height: 10px; background-color: #ffc107;"></div>	15	0	3	0
Total Votes Cast	108	100.00%	<div style="width: 100%; height: 10px; background-color: #ffc107;"></div>	83	0	25	0
Overvotes	0			0	0	0	0
Undervotes	18			13	0	5	0
Contest Totals	126			96	0	30	0



GREENVILLE CITY 2-A

Statistics

	TOTAL	Polling Place	Mail Absentee	Early Voting Absentee	Provisional
Ballots Cast - Total	16	11	1	4	0
Ballots Cast - Blank	0	0	0	0	0



REP For President of Council GREENVILLE CITY

Vote For 1

	TOTAL	VOTE %		Polling Place	Mail Absentee	Early Voting Absentee	Provisional
John A. Baumgardner	13	100.00%		9	1	3	0
Total Votes Cast	13	100.00%		9	1	3	0
Overvotes	0			0	0	0	0
Undervotes	3			2	0	1	0
Contest Totals	16			11	1	4	0






REP For Treasurer GREENVILLE CITY

Vote For 1

	TOTAL	VOTE %		Polling Place	Mail Absentee	Early Voting Absentee	Provisional
Rebecca Strait	13	100.00%		8	1	4	0
Total Votes Cast	13	100.00%		8	1	4	0
Overvotes	0			0	0	0	0
Undervotes	3			3	0	0	0
Contest Totals	16			11	1	4	0

REP For Member of Council at Large GREENVILLE CITY

Vote For 3

	TOTAL	VOTE %		Polling Place	Mail Absentee	Early Voting Absentee	Provisional
Doug Schmidt	15	33.33%		10	1	4	0
Jeffrey D. Whitaker	14	31.11%		11	0	3	0
Brian R. Brown	9	20.00%		7	0	2	0
Douglas Wright	7	15.56%		5	0	2	0
Total Votes Cast	45	100.00%		33	1	11	0
Overvotes	0			0	0	0	0
Undervotes	3			0	2	1	0
Contest Totals	48			33	3	12	0



GREENVILLE CITY 2-B

Statistics

	TOTAL	Polling Place	Mail Absentee	Early Voting Absentee	Provisional
Ballots Cast - Total	14	11	0	3	0
Ballots Cast - Blank	0	0	0	0	0



REP For President of Council GREENVILLE CITY

Vote For 1

	TOTAL	VOTE %		Polling Place	Mail Absentee	Early Voting Absentee	Provisional
John A. Baumgardner	13	100.00%		11	0	2	0
Total Votes Cast	13	100.00%		11	0	2	0
Overvotes	0			0	0	0	0
Undervotes	1			0	0	1	0
Contest Totals	14			11	0	3	0






REP For Treasurer GREENVILLE CITY

Vote For 1

	TOTAL	VOTE %		Polling Place	Mail Absentee	Early Voting Absentee	Provisional
Rebecca Strait	13	100.00%		11	0	2	0
Total Votes Cast	13	100.00%		11	0	2	0
Overvotes	0			0	0	0	0
Undervotes	1			0	0	1	0
Contest Totals	14			11	0	3	0

REP For Member of Council at Large GREENVILLE CITY

Vote For 3

	TOTAL	VOTE %		Polling Place	Mail Absentee	Early Voting Absentee	Provisional
Brian R. Brown	11	31.43%		9	0	2	0
Douglas Wright	10	28.57%		10	0	0	0
Jeffrey D. Whitaker	9	25.71%		7	0	2	0
Doug Schmidt	5	14.29%		5	0	0	0
Total Votes Cast	35	100.00%		31	0	4	0
Overvotes	0			0	0	0	0
Undervotes	7			2	0	5	0
Contest Totals	42			33	0	9	0

GREENVILLE CITY 2-C

Statistics

	TOTAL	Polling Place	Mail Absentee	Early Voting Absentee	Provisional
Ballots Cast - Total	11	9	0	2	0
Ballots Cast - Blank	0	0	0	0	0

REP For President of Council GREENVILLE CITY

Vote For 1

	TOTAL	VOTE %		Polling Place	Mail Absentee	Early Voting Absentee	Provisional
John A. Baumgardner	11	100.00%	<div style="width: 100%; height: 10px; background-color: #ffc107;"></div>	9	0	2	0
Total Votes Cast	11	100.00%	<div style="width: 100%; height: 10px; background-color: #ffc107;"></div>	9	0	2	0
Overvotes	0			0	0	0	0
Undervotes	0			0	0	0	0
Contest Totals	11			9	0	2	0

REP For Treasurer GREENVILLE CITY

Vote For 1

	TOTAL	VOTE %		Polling Place	Mail Absentee	Early Voting Absentee	Provisional
Rebecca Strait	9	100.00%	<div style="width: 100%; height: 10px; background-color: #ffc107;"></div>	7	0	2	0
Total Votes Cast	9	100.00%	<div style="width: 100%; height: 10px; background-color: #ffc107;"></div>	7	0	2	0
Overvotes	0			0	0	0	0
Undervotes	2			2	0	0	0
Contest Totals	11			9	0	2	0

REP For Member of Council at Large GREENVILLE CITY

Vote For 3

	TOTAL	VOTE %		Polling Place	Mail Absentee	Early Voting Absentee	Provisional
Brian R. Brown	7	26.92%	<div style="width: 26.92%; height: 10px; background-color: #ffc107;"></div>	5	0	2	0
Jeffrey D. Whitaker	7	26.92%	<div style="width: 26.92%; height: 10px; background-color: #ffc107;"></div>	6	0	1	0
Doug Schmidt	6	23.08%	<div style="width: 23.08%; height: 10px; background-color: #ffc107;"></div>	4	0	2	0
Douglas Wright	6	23.08%	<div style="width: 23.08%; height: 10px; background-color: #ffc107;"></div>	5	0	1	0
Total Votes Cast	26	100.00%	<div style="width: 100%; height: 10px; background-color: #ffc107;"></div>	20	0	6	0
Overvotes	0			0	0	0	0
Undervotes	7			7	0	0	0
Contest Totals	33			27	0	6	0



GREENVILLE CITY 3-A

Statistics

	TOTAL	Polling Place	Mail Absentee	Early Voting Absentee	Provisional
Ballots Cast - Total	17	16	0	0	1
Ballots Cast - Blank	0	0	0	0	0



REP For President of Council GREENVILLE CITY

Vote For 1

	TOTAL	VOTE %		Polling Place	Mail Absentee	Early Voting Absentee	Provisional
John A. Baumgardner	16	100.00%		15	0	0	1
Total Votes Cast	16	100.00%		15	0	0	1
Overvotes	0			0	0	0	0
Undervotes	1			1	0	0	0
Contest Totals	17			16	0	0	1






REP For Treasurer GREENVILLE CITY

Vote For 1

	TOTAL	VOTE %		Polling Place	Mail Absentee	Early Voting Absentee	Provisional
Rebecca Strait	15	100.00%		14	0	0	1
Total Votes Cast	15	100.00%		14	0	0	1
Overvotes	0			0	0	0	0
Undervotes	2			2	0	0	0
Contest Totals	17			16	0	0	1

REP For Member of Council at Large GREENVILLE CITY

Vote For 3

	TOTAL	VOTE %		Polling Place	Mail Absentee	Early Voting Absentee	Provisional
Doug Schmidt	15	31.25%		15	0	0	0
Jeffrey D. Whitaker	13	27.08%		12	0	0	1
Brian R. Brown	11	22.92%		10	0	0	1
Douglas Wright	9	18.75%		9	0	0	0
Total Votes Cast	48	100.00%		46	0	0	2
Overvotes	0			0	0	0	0
Undervotes	3			2	0	0	1
Contest Totals	51			48	0	0	3



GREENVILLE CITY 3-B

Statistics

	TOTAL	Polling Place	Mail Absentee	Early Voting Absentee	Provisional
Ballots Cast - Total	12	12	0	0	0
Ballots Cast - Blank	0	0	0	0	0



REP For President of Council GREENVILLE CITY

Vote For 1

	TOTAL	VOTE %		Polling Place	Mail Absentee	Early Voting Absentee	Provisional
John A. Baumgardner	12	100.00%		12	0	0	0
Total Votes Cast	12	100.00%		12	0	0	0
Overvotes	0			0	0	0	0
Undervotes	0			0	0	0	0
Contest Totals	12			12	0	0	0






REP For Treasurer GREENVILLE CITY

Vote For 1

	TOTAL	VOTE %		Polling Place	Mail Absentee	Early Voting Absentee	Provisional
Rebecca Strait	11	100.00%		11	0	0	0
Total Votes Cast	11	100.00%		11	0	0	0
Overvotes	0			0	0	0	0
Undervotes	1			1	0	0	0
Contest Totals	12			12	0	0	0

REP For Member of Council at Large GREENVILLE CITY

Vote For 3

	TOTAL	VOTE %		Polling Place	Mail Absentee	Early Voting Absentee	Provisional
Brian R. Brown	10	33.33%		10	0	0	0
Doug Schmidt	8	26.67%		8	0	0	0
Jeffrey D. Whitaker	8	26.67%		8	0	0	0
Douglas Wright	4	13.33%		4	0	0	0
Total Votes Cast	30	100.00%		30	0	0	0
Overvotes	0			0	0	0	0
Undervotes	6			6	0	0	0
Contest Totals	36			36	0	0	0



GREENVILLE CITY 3-C

Statistics

	TOTAL	Polling Place	Mail Absentee	Early Voting Absentee	Provisional
Ballots Cast - Total	56	51	0	4	1
Ballots Cast - Blank	0	0	0	0	0



REP For President of Council GREENVILLE CITY

Vote For 1

	TOTAL	VOTE %		Polling Place	Mail Absentee	Early Voting Absentee	Provisional
John A. Baumgardner	49	100.00%		45	0	3	1
Total Votes Cast	49	100.00%		45	0	3	1
Overvotes	0			0	0	0	0
Undervotes	7			6	0	1	0
Contest Totals	56			51	0	4	1






REP For Treasurer GREENVILLE CITY

Vote For 1

	TOTAL	VOTE %		Polling Place	Mail Absentee	Early Voting Absentee	Provisional
Rebecca Strait	50	100.00%		45	0	4	1
Total Votes Cast	50	100.00%		45	0	4	1
Overvotes	0			0	0	0	0
Undervotes	6			6	0	0	0
Contest Totals	56			51	0	4	1

REP For Member of Council at Large GREENVILLE CITY

Vote For 3

	TOTAL	VOTE %		Polling Place	Mail Absentee	Early Voting Absentee	Provisional
Jeffrey D. Whitaker	39	27.86%		34	0	4	1
Brian R. Brown	36	25.71%		33	0	3	0
Doug Schmidt	33	23.57%		31	0	1	1
Douglas Wright	32	22.86%		28	0	3	1
Total Votes Cast	140	100.00%		126	0	11	3
Overvotes	0			0	0	0	0
Undervotes	28			27	0	1	0
Contest Totals	168			153	0	12	3



GREENVILLE CITY 4-A

Statistics

	TOTAL	Polling Place	Mail Absentee	Early Voting Absentee	Provisional
Ballots Cast - Total	14	9	1	4	0
Ballots Cast - Blank	0	0	0	0	0



REP For President of Council GREENVILLE CITY

Vote For 1

	TOTAL	VOTE %		Polling Place	Mail Absentee	Early Voting Absentee	Provisional
John A. Baumgardner	13	100.00%		9	1	3	0
Total Votes Cast	13	100.00%		9	1	3	0
Overvotes	0			0	0	0	0
Undervotes	1			0	0	1	0
Contest Totals	14			9	1	4	0






REP For Treasurer GREENVILLE CITY

Vote For 1

	TOTAL	VOTE %		Polling Place	Mail Absentee	Early Voting Absentee	Provisional
Rebecca Strait	12	100.00%		8	1	3	0
Total Votes Cast	12	100.00%		8	1	3	0
Overvotes	0			0	0	0	0
Undervotes	2			1	0	1	0
Contest Totals	14			9	1	4	0

REP For Member of Council at Large GREENVILLE CITY

Vote For 3

	TOTAL	VOTE %		Polling Place	Mail Absentee	Early Voting Absentee	Provisional
Brian R. Brown	11	34.38%		7	1	3	0
Doug Schmidt	8	25.00%		6	0	2	0
Jeffrey D. Whitaker	8	25.00%		5	0	3	0
Douglas Wright	5	15.62%		3	0	2	0
Total Votes Cast	32	100.00%		21	1	10	0
Overvotes	0			0	0	0	0
Undervotes	10			6	2	2	0
Contest Totals	42			27	3	12	0



GREENVILLE CITY 4-B

Statistics

	TOTAL	Polling Place	Mail Absentee	Early Voting Absentee	Provisional
Ballots Cast - Total	39	31	0	8	0
Ballots Cast - Blank	0	0	0	0	0



REP For President of Council GREENVILLE CITY

Vote For 1

	TOTAL	VOTE %		Polling Place	Mail Absentee	Early Voting Absentee	Provisional
John A. Baumgardner	33	100.00%		27	0	6	0
Total Votes Cast	33	100.00%		27	0	6	0
Overvotes	0			0	0	0	0
Undervotes	6			4	0	2	0
Contest Totals	39			31	0	8	0






REP For Treasurer GREENVILLE CITY

Vote For 1

	TOTAL	VOTE %		Polling Place	Mail Absentee	Early Voting Absentee	Provisional
Rebecca Strait	35	100.00%		30	0	5	0
Total Votes Cast	35	100.00%		30	0	5	0
Overvotes	0			0	0	0	0
Undervotes	4			1	0	3	0
Contest Totals	39			31	0	8	0

REP For Member of Council at Large GREENVILLE CITY

Vote For 3

	TOTAL	VOTE %		Polling Place	Mail Absentee	Early Voting Absentee	Provisional
Doug Schmidt	26	27.37%		20	0	6	0
Jeffrey D. Whitaker	26	27.37%		23	0	3	0
Brian R. Brown	24	25.26%		20	0	4	0
Douglas Wright	19	20.00%		18	0	1	0
Total Votes Cast	95	100.00%		81	0	14	0
Overvotes	0			0	0	0	0
Undervotes	22			12	0	10	0
Contest Totals	117			93	0	24	0



GREENVILLE CITY 4-C

Statistics

	TOTAL	Polling Place	Mail Absentee	Early Voting Absentee	Provisional
Ballots Cast - Total	23	17	2	4	0
Ballots Cast - Blank	1	0	1	0	0



REP For President of Council GREENVILLE CITY

Vote For 1

	TOTAL	VOTE %		Polling Place	Mail Absentee	Early Voting Absentee	Provisional
John A. Baumgardner	18	100.00%		14	1	3	0
Total Votes Cast	18	100.00%		14	1	3	0
Overvotes	0			0	0	0	0
Undervotes	5			3	1	1	0
Contest Totals	23			17	2	4	0






REP For Treasurer GREENVILLE CITY

Vote For 1

	TOTAL	VOTE %		Polling Place	Mail Absentee	Early Voting Absentee	Provisional
Rebecca Strait	14	100.00%		9	1	4	0
Total Votes Cast	14	100.00%		9	1	4	0
Overvotes	0			0	0	0	0
Undervotes	9			8	1	0	0
Contest Totals	23			17	2	4	0

REP For Member of Council at Large GREENVILLE CITY

Vote For 3

	TOTAL	VOTE %		Polling Place	Mail Absentee	Early Voting Absentee	Provisional
Doug Schmidt	17	30.36%		14	1	2	0
Jeffrey D. Whitaker	15	26.79%		12	1	2	0
Brian R. Brown	13	23.21%		9	1	3	0
Douglas Wright	11	19.64%		8	0	3	0
Total Votes Cast	56	100.00%		43	3	10	0
Overvotes	0			0	0	0	0
Undervotes	13			8	3	2	0
Contest Totals	69			51	6	12	0




FRANKLIN TWP.

Statistics

	TOTAL	Polling Place	Mail Absentee	Early Voting Absentee	Provisional
Ballots Cast - Total	105	92	3	8	2
Ballots Cast - Blank	0	0	0	0	0

PROPOSED INCOME TAX - FRANKLIN MONROE LSD

Vote For 1

	TOTAL	VOTE %		Polling Place	Mail Absentee	Early Voting Absentee	Provisional
AGAINST THE TAX	73	69.52%		64	3	6	0
FOR THE TAX	32	30.48%		28	0	2	2
Total Votes Cast	105	100.00%		92	3	8	2
Overvotes	0			0	0	0	0
Undervotes	0			0	0	0	0
Contest Totals	105			92	3	8	2

GREENVILLE TWP EAST B

Statistics

	TOTAL	Polling Place	Mail Absentee	Early Voting Absentee	Provisional
Ballots Cast - Total	0	0	0	0	0
Ballots Cast - Blank	0	0	0	0	0

PROPOSED INCOME TAX - FRANKLIN MONROE LSD

Vote For 1

	TOTAL	VOTE %	Polling Place	Mail Absentee	Early Voting Absentee	Provisional
FOR THE TAX	0		0	0	0	0
AGAINST THE TAX	0		0	0	0	0
Total Votes Cast	0		0	0	0	0
Overvotes	0		0	0	0	0
Undervotes	0		0	0	0	0
Contest Totals	0		0	0	0	0




MONROE TOWNSHIP

Statistics

	TOTAL	Polling Place	Mail Absentee	Early Voting Absentee	Provisional
Ballots Cast - Total	223	211	3	9	0
Ballots Cast - Blank	0	0	0	0	0




PROPOSED INCOME TAX - FRANKLIN MONROE LSD

Vote For 1

	TOTAL	VOTE %		Polling Place	Mail Absentee	Early Voting Absentee	Provisional
AGAINST THE TAX	170	76.92%		164	2	4	0
FOR THE TAX	51	23.08%		45	1	5	0
Total Votes Cast	221	100.00%		209	3	9	0
Overvotes	0			0	0	0	0
Undervotes	0			0	0	0	0
Contest Totals	221			209	3	9	0

PROPOSED TAX LEVY (RENEWAL) TRI COUNTY NORTH LSD

Vote For 1

	TOTAL	VOTE %		Polling Place	Mail Absentee	Early Voting Absentee	Provisional
AGAINST THE TAX LEVY	2	100.00%		2	0	0	0
FOR THE TAX LEVY	0	0.00%		0	0	0	0
Total Votes Cast	2	100.00%		2	0	0	0
Overvotes	0			0	0	0	0
Undervotes	0			0	0	0	0
Contest Totals	2			2	0	0	0




TWIN TWP. GORDON & ITHACA

Statistics

	TOTAL	Polling Place	Mail Absentee	Early Voting Absentee	Provisional
Ballots Cast - Total	2	0	2	0	0
Ballots Cast - Blank	0	0	0	0	0

PROPOSED INCOME TAX - FRANKLIN MONROE LSD

Vote For 1

	TOTAL	VOTE %		Polling Place	Mail Absentee	Early Voting Absentee	Provisional
AGAINST THE TAX	2	100.00%		0	2	0	0
FOR THE TAX	0	0.00%		0	0	0	0
Total Votes Cast	2	100.00%		0	2	0	0
Overvotes	0			0	0	0	0
Undervotes	0			0	0	0	0
Contest Totals	2			0	2	0	0

PROPOSED TAX LEVY (RENEWAL) TRI COUNTY NORTH LSD

Vote For 1

	TOTAL	VOTE %		Polling Place	Mail Absentee	Early Voting Absentee	Provisional
FOR THE TAX LEVY	0			0	0	0	0
AGAINST THE TAX LEVY	0			0	0	0	0
Total Votes Cast	0			0	0	0	0
Overvotes	0			0	0	0	0
Undervotes	0			0	0	0	0
Contest Totals	0			0	0	0	0




VAN BUREN TOWNSHIP

Statistics

	TOTAL	Polling Place	Mail Absentee	Early Voting Absentee	Provisional
Ballots Cast - Total	53	41	2	10	0
Ballots Cast - Blank	0	0	0	0	0

PROPOSED INCOME TAX - FRANKLIN MONROE LSD

Vote For 1

	TOTAL	VOTE %		Polling Place	Mail Absentee	Early Voting Absentee	Provisional
AGAINST THE TAX	39	73.58%		28	2	9	0
FOR THE TAX	14	26.42%		13	0	1	0
Total Votes Cast	53	100.00%		41	2	10	0
Overvotes	0			0	0	0	0
Undervotes	0			0	0	0	0
Contest Totals	53			41	2	10	0