

GREENVILLE 1-A

Statistics

	TOTAL	Polling Place	Mail Absentee	Early Voting Absentee	Provisional
Registered Voters - Total	727				
Ballots Cast - Total	73	61	1	10	1
Ballots Cast - Blank	0	0	0	0	0
Voter Turnout - Total	10.04%				

For President of Council GREENVILLE CITY

Vote For 1

	TOTAL	VOTE %		Polling Place	Mail Absentee	Early Voting Absentee	Provisional
REP John A. Baumgardner	56	100.00%	<div style="width: 100%; height: 10px; background-color: #ffc107;"></div>	49	1	5	1
Total Votes Cast	56	100.00%	<div style="width: 100%; height: 10px; background-color: #ffc107;"></div>	49	1	5	1
Overvotes	0			0	0	0	0
Undervotes	17			12	0	5	0
Contest Totals	73			61	1	10	1

For Greenville - Treasurer GREENVILLE CITY

Vote For 1

	TOTAL	VOTE %		Polling Place	Mail Absentee	Early Voting Absentee	Provisional
REP Rebecca Strait	61	100.00%	<div style="width: 100%; height: 10px; background-color: #ffc107;"></div>	52	1	7	1
Total Votes Cast	61	100.00%	<div style="width: 100%; height: 10px; background-color: #ffc107;"></div>	52	1	7	1
Overvotes	0			0	0	0	0
Undervotes	12			9	0	3	0
Contest Totals	73			61	1	10	1

For Member of Council at Large GREENVILLE CITY

Vote For 3

	TOTAL	VOTE %		Polling Place	Mail Absentee	Early Voting Absentee	Provisional
REP Doug Schmidt	54	34.39%	<div style="width: 34.39%; height: 10px; background-color: #ffc107;"></div>	46	1	6	1
REP Jeffrey D. Whitaker	54	34.39%	<div style="width: 34.39%; height: 10px; background-color: #ffc107;"></div>	48	1	5	0
REP Brian R. Brown	49	31.21%	<div style="width: 31.21%; height: 10px; background-color: #ffc107;"></div>	44	1	4	0
Total Votes Cast	157	100.00%	<div style="width: 100%; height: 10px; background-color: #ffc107;"></div>	138	3	15	1
Overvotes	0			0	0	0	0
Undervotes	62			45	0	15	2
Contest Totals	219			183	3	30	3

GREENVILLE 1-A

For Greenville Township - Trustee GREENVILLE TWP

Vote For 2

	TOTAL	VOTE %		Polling Place	Mail Absentee	Early Voting Absentee	Provisional
Jeremy Edger	51	51.00%	<div style="width: 51%;"><div style="width: 51%;"></div></div>	44	1	5	1
Justin Hines	49	49.00%	<div style="width: 49%;"><div style="width: 49%;"></div></div>	43	1	5	0
Total Votes Cast	100	100.00%	<div style="width: 100%;"><div style="width: 100%;"></div></div>	87	2	10	1
Overvotes	0			0	0	0	0
Undervotes	46			35	0	10	1
Contest Totals	146			122	2	20	2

For Greenville Csd - Bd Of Ed (3) GREENVILLE CITY SD

Vote For 3

	TOTAL	VOTE %		Polling Place	Mail Absentee	Early Voting Absentee	Provisional
Krista Stump	53	34.87%	<div style="width: 34.87%;"><div style="width: 34.87%;"></div></div>	47	1	5	0
Brad Gettinger	52	34.21%	<div style="width: 34.21%;"><div style="width: 34.21%;"></div></div>	44	1	6	1
Mark H. Libert	47	30.92%	<div style="width: 30.92%;"><div style="width: 30.92%;"></div></div>	43	1	3	0
Total Votes Cast	152	100.00%	<div style="width: 100%;"><div style="width: 100%;"></div></div>	134	3	14	1
Overvotes	0			0	0	0	0
Undervotes	67			49	0	16	2
Contest Totals	219			183	3	30	3

Issue 1 - 0.6 mill Renewal - Tri-County Board of Recovery and Mental Health Services

Vote For 1

	TOTAL	VOTE %		Polling Place	Mail Absentee	Early Voting Absentee	Provisional
For the Tax Levy	56	76.71%	<div style="width: 76.71%;"><div style="width: 76.71%;"></div></div>	45	1	9	1
Against the Tax Levy	17	23.29%	<div style="width: 23.29%;"><div style="width: 23.29%;"></div></div>	16	0	1	0
Total Votes Cast	73	100.00%	<div style="width: 100%;"><div style="width: 100%;"></div></div>	61	1	10	1
Overvotes	0			0	0	0	0
Undervotes	0			0	0	0	0
Contest Totals	73			61	1	10	1

Issue 17 - GREENVILLE CITY SD - (4.15) mill Renewal Levy

Vote For 1

	TOTAL	VOTE %		Polling Place	Mail Absentee	Early Voting Absentee	Provisional
For the Tax Levy	44	61.11%	<div style="width: 61.11%;"><div style="width: 61.11%;"></div></div>	35	1	7	1
Against the Tax Levy	28	38.89%	<div style="width: 38.89%;"><div style="width: 38.89%;"></div></div>	25	0	3	0
Total Votes Cast	72	100.00%	<div style="width: 100%;"><div style="width: 100%;"></div></div>	60	1	10	1
Overvotes	0			0	0	0	0
Undervotes	1			1	0	0	0
Contest Totals	73			61	1	10	1

GREENVILLE 1-B

Statistics

	TOTAL	Polling Place	Mail Absentee	Early Voting Absentee	Provisional
Registered Voters - Total	635				
Ballots Cast - Total	133	101	7	25	0
Ballots Cast - Blank	0	0	0	0	0
Voter Turnout - Total	20.94%				

For President of Council GREENVILLE CITY

Vote For 1

	TOTAL	VOTE %		Polling Place	Mail Absentee	Early Voting Absentee	Provisional
REP John A. Baumgardner	109	100.00%	<div style="width: 100%; height: 10px; background-color: #ffc107;"></div>	85	6	18	0
Total Votes Cast	109	100.00%	<div style="width: 100%; height: 10px; background-color: #ffc107;"></div>	85	6	18	0
Overvotes	0			0	0	0	0
Undervotes	24			16	1	7	0
Contest Totals	133			101	7	25	0

For Greenville - Treasurer GREENVILLE CITY

Vote For 1

	TOTAL	VOTE %		Polling Place	Mail Absentee	Early Voting Absentee	Provisional
REP Rebecca Strait	108	100.00%	<div style="width: 100%; height: 10px; background-color: #ffc107;"></div>	84	6	18	0
Total Votes Cast	108	100.00%	<div style="width: 100%; height: 10px; background-color: #ffc107;"></div>	84	6	18	0
Overvotes	0			0	0	0	0
Undervotes	25			17	1	7	0
Contest Totals	133			101	7	25	0

For Member of Council at Large GREENVILLE CITY

Vote For 3

	TOTAL	VOTE %		Polling Place	Mail Absentee	Early Voting Absentee	Provisional
REP Doug Schmidt	101	34.83%	<div style="width: 34.83%; height: 10px; background-color: #ffc107;"></div>	77	6	18	0
REP Jeffrey D. Whitaker	99	34.14%	<div style="width: 34.14%; height: 10px; background-color: #ffc107;"></div>	77	6	16	0
REP Brian R. Brown	90	31.03%	<div style="width: 31.03%; height: 10px; background-color: #ffc107;"></div>	69	6	15	0
Total Votes Cast	290	100.00%	<div style="width: 100%; height: 10px; background-color: #ffc107;"></div>	223	18	49	0
Overvotes	0			0	0	0	0
Undervotes	109			80	3	26	0
Contest Totals	399			303	21	75	0

GREENVILLE 1-B

For Greenville Township - Trustee GREENVILLE TWP

Vote For 2

	TOTAL	VOTE %		Polling Place	Mail Absentee	Early Voting Absentee	Provisional
Justin Hines	97	51.05%	<div style="width: 51.05%;"><div style="width: 51.05%;"></div></div>	77	6	14	0
Jeremy Edger	93	48.95%	<div style="width: 48.95%;"><div style="width: 48.95%;"></div></div>	71	6	16	0
Total Votes Cast	190	100.00%	<div style="width: 100%;"><div style="width: 100%;"></div></div>	148	12	30	0
Overvotes	0			0	0	0	0
Undervotes	76			54	2	20	0
Contest Totals	266			202	14	50	0

For Greenville Csd - Bd Of Ed (3) GREENVILLE CITY SD

Vote For 3

	TOTAL	VOTE %		Polling Place	Mail Absentee	Early Voting Absentee	Provisional
Krista Stump	107	36.52%	<div style="width: 36.52%;"><div style="width: 36.52%;"></div></div>	83	5	19	0
Brad Gettinger	96	32.76%	<div style="width: 32.76%;"><div style="width: 32.76%;"></div></div>	73	5	18	0
Mark H. Libert	90	30.72%	<div style="width: 30.72%;"><div style="width: 30.72%;"></div></div>	70	5	15	0
Total Votes Cast	293	100.00%	<div style="width: 100%;"><div style="width: 100%;"></div></div>	226	15	52	0
Overvotes	0			0	0	0	0
Undervotes	106			77	6	23	0
Contest Totals	399			303	21	75	0

Issue 1 - 0.6 mill Renewal - Tri-County Board of Recovery and Mental Health Services

Vote For 1

	TOTAL	VOTE %		Polling Place	Mail Absentee	Early Voting Absentee	Provisional
For the Tax Levy	93	70.99%	<div style="width: 70.99%;"><div style="width: 70.99%;"></div></div>	69	7	17	0
Against the Tax Levy	38	29.01%	<div style="width: 29.01%;"><div style="width: 29.01%;"></div></div>	31	0	7	0
Total Votes Cast	131	100.00%	<div style="width: 100%;"><div style="width: 100%;"></div></div>	100	7	24	0
Overvotes	0			0	0	0	0
Undervotes	2			1	0	1	0
Contest Totals	133			101	7	25	0

Issue 17 - GREENVILLE CITY SD - (4.15) mill Renewal Levy

Vote For 1

	TOTAL	VOTE %		Polling Place	Mail Absentee	Early Voting Absentee	Provisional
For the Tax Levy	87	65.91%	<div style="width: 65.91%;"><div style="width: 65.91%;"></div></div>	66	7	14	0
Against the Tax Levy	45	34.09%	<div style="width: 34.09%;"><div style="width: 34.09%;"></div></div>	35	0	10	0
Total Votes Cast	132	100.00%	<div style="width: 100%;"><div style="width: 100%;"></div></div>	101	7	24	0
Overvotes	0			0	0	0	0
Undervotes	1			0	0	1	0
Contest Totals	133			101	7	25	0

GREENVILLE 1-C

Statistics

	TOTAL	Polling Place	Mail Absentee	Early Voting Absentee	Provisional
Registered Voters - Total	640				
Ballots Cast - Total	118	80	5	31	2
Ballots Cast - Blank	0	0	0	0	0
Voter Turnout - Total	18.44%				

For President of Council GREENVILLE CITY

Vote For 1

	TOTAL	VOTE %		Polling Place	Mail Absentee	Early Voting Absentee	Provisional
REP John A. Baumgardner	90	100.00%	<div style="width: 100%; height: 10px; background-color: #ffc107;"></div>	60	4	24	2
Total Votes Cast	90	100.00%	<div style="width: 100%; height: 10px; background-color: #ffc107;"></div>	60	4	24	2
Overvotes	0			0	0	0	0
Undervotes	28			20	1	7	0
Contest Totals	118			80	5	31	2

For Greenville - Treasurer GREENVILLE CITY

Vote For 1

	TOTAL	VOTE %		Polling Place	Mail Absentee	Early Voting Absentee	Provisional
REP Rebecca Strait	91	100.00%	<div style="width: 100%; height: 10px; background-color: #ffc107;"></div>	62	4	23	2
Total Votes Cast	91	100.00%	<div style="width: 100%; height: 10px; background-color: #ffc107;"></div>	62	4	23	2
Overvotes	0			0	0	0	0
Undervotes	27			18	1	8	0
Contest Totals	118			80	5	31	2

For Member of Council at Large GREENVILLE CITY

Vote For 3

	TOTAL	VOTE %		Polling Place	Mail Absentee	Early Voting Absentee	Provisional
REP Jeffrey D. Whitaker	78	35.29%	<div style="width: 35.29%; height: 10px; background-color: #ffc107;"></div>	52	4	20	2
REP Doug Schmidt	76	34.39%	<div style="width: 34.39%; height: 10px; background-color: #ffc107;"></div>	50	4	20	2
REP Brian R. Brown	67	30.32%	<div style="width: 30.32%; height: 10px; background-color: #ffc107;"></div>	46	4	15	2
Total Votes Cast	221	100.00%	<div style="width: 100%; height: 10px; background-color: #ffc107;"></div>	148	12	55	6
Overvotes	0			0	0	0	0
Undervotes	133			92	3	38	0
Contest Totals	354			240	15	93	6

GREENVILLE 1-C

For Greenville Township - Trustee GREENVILLE TWP

Vote For 2

	TOTAL	VOTE %		Polling Place	Mail Absentee	Early Voting Absentee	Provisional
Justin Hines	83	55.33%		55	4	22	2
Jeremy Edger	67	44.67%		41	3	21	2
Total Votes Cast	150	100.00%		96	7	43	4
Overvotes	0			0	0	0	0
Undervotes	86			64	3	19	0
Contest Totals	236			160	10	62	4

For Greenville Csd - Bd Of Ed (3) GREENVILLE CITY SD

Vote For 3

	TOTAL	VOTE %		Polling Place	Mail Absentee	Early Voting Absentee	Provisional
Krista Stump	90	39.13%		60	5	23	2
Brad Gettinger	76	33.04%		53	4	17	2
Mark H. Libert	64	27.83%		43	3	16	2
Total Votes Cast	230	100.00%		156	12	56	6
Overvotes	0			0	0	0	0
Undervotes	124			84	3	37	0
Contest Totals	354			240	15	93	6

Issue 1 - 0.6 mill Renewal - Tri-County Board of Recovery and Mental Health Services

Vote For 1

	TOTAL	VOTE %		Polling Place	Mail Absentee	Early Voting Absentee	Provisional
For the Tax Levy	86	73.50%		56	2	26	2
Against the Tax Levy	31	26.50%		24	2	5	0
Total Votes Cast	117	100.00%		80	4	31	2
Overvotes	0			0	0	0	0
Undervotes	1			0	1	0	0
Contest Totals	118			80	5	31	2

Issue 17 - GREENVILLE CITY SD - (4.15) mill Renewal Levy

Vote For 1

	TOTAL	VOTE %		Polling Place	Mail Absentee	Early Voting Absentee	Provisional
For the Tax Levy	80	69.57%		51	2	25	2
Against the Tax Levy	35	30.43%		28	3	4	0
Total Votes Cast	115	100.00%		79	5	29	2
Overvotes	0			0	0	0	0
Undervotes	3			1	0	2	0
Contest Totals	118			80	5	31	2



GREENVILLE 2-A

Statistics

	TOTAL	Polling Place	Mail Absentee	Early Voting Absentee	Provisional
Registered Voters - Total	670				
Ballots Cast - Total	85	74	3	8	0
Ballots Cast - Blank	0	0	0	0	0
Voter Turnout - Total	12.69%				



For President of Council GREENVILLE CITY

Vote For 1

	TOTAL	VOTE %		Polling Place	Mail Absentee	Early Voting Absentee	Provisional
REP John A. Baumgardner	69	100.00%		58	3	8	0
Total Votes Cast	69	100.00%		58	3	8	0
Overvotes	0			0	0	0	0
Undervotes	16			16	0	0	0
Contest Totals	85			74	3	8	0





For Greenville - Treasurer GREENVILLE CITY

Vote For 1

	TOTAL	VOTE %		Polling Place	Mail Absentee	Early Voting Absentee	Provisional
REP Rebecca Strait	68	100.00%		57	3	8	0
Total Votes Cast	68	100.00%		57	3	8	0
Overvotes	0			0	0	0	0
Undervotes	17			17	0	0	0
Contest Totals	85			74	3	8	0

For Member of Council at Large GREENVILLE CITY

Vote For 3

	TOTAL	VOTE %		Polling Place	Mail Absentee	Early Voting Absentee	Provisional
REP Doug Schmidt	61	35.47%		51	3	7	0
REP Jeffrey D. Whitaker	58	33.72%		49	2	7	0
REP Brian R. Brown	53	30.81%		44	2	7	0
Total Votes Cast	172	100.00%		144	7	21	0
Overvotes	0			0	0	0	0
Undervotes	83			78	2	3	0
Contest Totals	255			222	9	24	0

GREENVILLE 2-A

For Greenville Township - Trustee GREENVILLE TWP

Vote For 2

	TOTAL	VOTE %		Polling Place	Mail Absentee	Early Voting Absentee	Provisional
Jeremy Edger	64	50.39%	<div style="width: 50.39%;"><div style="width: 50.39%;"></div></div>	54	3	7	0
Justin Hines	63	49.61%	<div style="width: 49.61%;"><div style="width: 49.61%;"></div></div>	53	2	8	0
Total Votes Cast	127	100.00%	<div style="width: 100%;"><div style="width: 100%;"></div></div>	107	5	15	0
Overvotes	0			0	0	0	0
Undervotes	43			41	1	1	0
Contest Totals	170			148	6	16	0

For Greenville Csd - Bd Of Ed (3) GREENVILLE CITY SD

Vote For 3

	TOTAL	VOTE %		Polling Place	Mail Absentee	Early Voting Absentee	Provisional
Krista Stump	63	35.39%	<div style="width: 35.39%;"><div style="width: 35.39%;"></div></div>	52	3	8	0
Brad Gettinger	61	34.27%	<div style="width: 34.27%;"><div style="width: 34.27%;"></div></div>	53	2	6	0
Mark H. Libert	54	30.34%	<div style="width: 30.34%;"><div style="width: 30.34%;"></div></div>	45	2	7	0
Total Votes Cast	178	100.00%	<div style="width: 100%;"><div style="width: 100%;"></div></div>	150	7	21	0
Overvotes	0			0	0	0	0
Undervotes	77			72	2	3	0
Contest Totals	255			222	9	24	0

Issue 1 - 0.6 mill Renewal - Tri-County Board of Recovery and Mental Health Services

Vote For 1

	TOTAL	VOTE %		Polling Place	Mail Absentee	Early Voting Absentee	Provisional
For the Tax Levy	67	79.76%	<div style="width: 79.76%;"><div style="width: 79.76%;"></div></div>	58	3	6	0
Against the Tax Levy	17	20.24%	<div style="width: 20.24%;"><div style="width: 20.24%;"></div></div>	15	0	2	0
Total Votes Cast	84	100.00%	<div style="width: 100%;"><div style="width: 100%;"></div></div>	73	3	8	0
Overvotes	0			0	0	0	0
Undervotes	1			1	0	0	0
Contest Totals	85			74	3	8	0

Issue 17 - GREENVILLE CITY SD - (4.15) mill Renewal Levy

Vote For 1

	TOTAL	VOTE %		Polling Place	Mail Absentee	Early Voting Absentee	Provisional
For the Tax Levy	55	66.27%	<div style="width: 66.27%;"><div style="width: 66.27%;"></div></div>	47	2	6	0
Against the Tax Levy	28	33.73%	<div style="width: 33.73%;"><div style="width: 33.73%;"></div></div>	25	1	2	0
Total Votes Cast	83	100.00%	<div style="width: 100%;"><div style="width: 100%;"></div></div>	72	3	8	0
Overvotes	0			0	0	0	0
Undervotes	2			2	0	0	0
Contest Totals	85			74	3	8	0

GREENVILLE 2-B

Statistics

	TOTAL	Polling Place	Mail Absentee	Early Voting Absentee	Provisional
Registered Voters - Total	615				
Ballots Cast - Total	66	51	4	11	0
Ballots Cast - Blank	0	0	0	0	0
Voter Turnout - Total	10.73%				

For President of Council GREENVILLE CITY

Vote For 1

	TOTAL	VOTE %		Polling Place	Mail Absentee	Early Voting Absentee	Provisional
REP John A. Baumgardner	52	100.00%	<div style="width: 100%; height: 10px; background-color: #ffc107;"></div>	42	2	8	0
Total Votes Cast	52	100.00%	<div style="width: 100%; height: 10px; background-color: #ffc107;"></div>	42	2	8	0
Overvotes	0			0	0	0	0
Undervotes	14			9	2	3	0
Contest Totals	66			51	4	11	0

For Greenville - Treasurer GREENVILLE CITY

Vote For 1

	TOTAL	VOTE %		Polling Place	Mail Absentee	Early Voting Absentee	Provisional
REP Rebecca Strait	54	100.00%	<div style="width: 100%; height: 10px; background-color: #ffc107;"></div>	44	2	8	0
Total Votes Cast	54	100.00%	<div style="width: 100%; height: 10px; background-color: #ffc107;"></div>	44	2	8	0
Overvotes	0			0	0	0	0
Undervotes	12			7	2	3	0
Contest Totals	66			51	4	11	0

For Member of Council at Large GREENVILLE CITY

Vote For 3

	TOTAL	VOTE %		Polling Place	Mail Absentee	Early Voting Absentee	Provisional
REP Doug Schmidt	47	34.81%	<div style="width: 34.81%; height: 10px; background-color: #ffc107;"></div>	37	2	8	0
REP Jeffrey D. Whitaker	45	33.33%	<div style="width: 33.33%; height: 10px; background-color: #ffc107;"></div>	37	2	6	0
REP Brian R. Brown	43	31.85%	<div style="width: 31.85%; height: 10px; background-color: #ffc107;"></div>	35	2	6	0
Total Votes Cast	135	100.00%	<div style="width: 100%; height: 10px; background-color: #ffc107;"></div>	109	6	20	0
Overvotes	0			0	0	0	0
Undervotes	63			44	6	13	0
Contest Totals	198			153	12	33	0

GREENVILLE 2-B

For Greenville Township - Trustee GREENVILLE TWP

Vote For 2

	TOTAL	VOTE %		Polling Place	Mail Absentee	Early Voting Absentee	Provisional
Justin Hines	43	50.59%		36	3	4	0
Jeremy Edger	42	49.41%		32	3	7	0
Total Votes Cast	85	100.00%		68	6	11	0
Overvotes	0			0	0	0	0
Undervotes	47			34	2	11	0
Contest Totals	132			102	8	22	0

For Greenville Csd - Bd Of Ed (3) GREENVILLE CITY SD

Vote For 3

	TOTAL	VOTE %		Polling Place	Mail Absentee	Early Voting Absentee	Provisional
Brad Gettinger	43	35.54%		35	3	5	0
Krista Stump	43	35.54%		30	3	10	0
Mark H. Libert	35	28.93%		27	3	5	0
Total Votes Cast	121	100.00%		92	9	20	0
Overvotes	0			0	0	0	0
Undervotes	77			61	3	13	0
Contest Totals	198			153	12	33	0

Issue 1 - 0.6 mill Renewal - Tri-County Board of Recovery and Mental Health Services

Vote For 1

	TOTAL	VOTE %		Polling Place	Mail Absentee	Early Voting Absentee	Provisional
For the Tax Levy	43	65.15%		30	3	10	0
Against the Tax Levy	23	34.85%		21	1	1	0
Total Votes Cast	66	100.00%		51	4	11	0
Overvotes	0			0	0	0	0
Undervotes	0			0	0	0	0
Contest Totals	66			51	4	11	0

Issue 17 - GREENVILLE CITY SD - (4.15) mill Renewal Levy

Vote For 1

	TOTAL	VOTE %		Polling Place	Mail Absentee	Early Voting Absentee	Provisional
For the Tax Levy	39	59.09%		28	2	9	0
Against the Tax Levy	27	40.91%		23	2	2	0
Total Votes Cast	66	100.00%		51	4	11	0
Overvotes	0			0	0	0	0
Undervotes	0			0	0	0	0
Contest Totals	66			51	4	11	0



GREENVILLE 2-C

Statistics

	TOTAL	Polling Place	Mail Absentee	Early Voting Absentee	Provisional
Registered Voters - Total	604				
Ballots Cast - Total	125	56	49	17	3
Ballots Cast - Blank	1	0	1	0	0
Voter Turnout - Total	20.70%				



For President of Council GREENVILLE CITY

Vote For 1

	TOTAL	VOTE %		Polling Place	Mail Absentee	Early Voting Absentee	Provisional
REP John A. Baumgardner	91	100.00%		47	28	15	1
Total Votes Cast	91	100.00%		47	28	15	1
Overvotes	0			0	0	0	0
Undervotes	34			9	21	2	2
Contest Totals	125			56	49	17	3





For Greenville - Treasurer GREENVILLE CITY

Vote For 1

	TOTAL	VOTE %		Polling Place	Mail Absentee	Early Voting Absentee	Provisional
REP Rebecca Strait	91	100.00%		43	30	15	3
Total Votes Cast	91	100.00%		43	30	15	3
Overvotes	0			0	0	0	0
Undervotes	34			13	19	2	0
Contest Totals	125			56	49	17	3

For Member of Council at Large GREENVILLE CITY

Vote For 3

	TOTAL	VOTE %		Polling Place	Mail Absentee	Early Voting Absentee	Provisional
REP Doug Schmidt	83	35.02%		39	30	12	2
REP Jeffrey D. Whitaker	80	33.76%		37	28	12	3
REP Brian R. Brown	74	31.22%		33	25	13	3
Total Votes Cast	237	100.00%		109	83	37	8
Overvotes	0			0	0	0	0
Undervotes	138			59	64	14	1
Contest Totals	375			168	147	51	9

GREENVILLE 2-C

For Greenville Township - Trustee GREENVILLE TWP

Vote For 2

	TOTAL	VOTE %		Polling Place	Mail Absentee	Early Voting Absentee	Provisional
Justin Hines	81	51.27%	<div style="width: 51.27%;"><div style="width: 51.27%;"></div></div>	38	27	13	3
Jeremy Edger	77	48.73%	<div style="width: 48.73%;"><div style="width: 48.73%;"></div></div>	36	24	15	2
Total Votes Cast	158	100.00%	<div style="width: 100%;"><div style="width: 100%;"></div></div>	74	51	28	5
Overvotes	0			0	0	0	0
Undervotes	92			38	47	6	1
Contest Totals	250			112	98	34	6

For Greenville Csd - Bd Of Ed (3) GREENVILLE CITY SD

Vote For 3

	TOTAL	VOTE %		Polling Place	Mail Absentee	Early Voting Absentee	Provisional
Brad Gettinger	86	35.83%	<div style="width: 35.83%;"><div style="width: 35.83%;"></div></div>	39	29	15	3
Krista Stump	83	34.58%	<div style="width: 34.58%;"><div style="width: 34.58%;"></div></div>	39	30	12	2
Mark H. Libert	71	29.58%	<div style="width: 29.58%;"><div style="width: 29.58%;"></div></div>	34	22	12	3
Total Votes Cast	240	100.00%	<div style="width: 100%;"><div style="width: 100%;"></div></div>	112	81	39	8
Overvotes	0			0	0	0	0
Undervotes	135			56	66	12	1
Contest Totals	375			168	147	51	9

Issue 1 - 0.6 mill Renewal - Tri-County Board of Recovery and Mental Health Services

Vote For 1

	TOTAL	VOTE %		Polling Place	Mail Absentee	Early Voting Absentee	Provisional
For the Tax Levy	95	79.83%	<div style="width: 79.83%;"><div style="width: 79.83%;"></div></div>	41	39	13	2
Against the Tax Levy	24	20.17%	<div style="width: 20.17%;"><div style="width: 20.17%;"></div></div>	15	4	4	1
Total Votes Cast	119	100.00%	<div style="width: 100%;"><div style="width: 100%;"></div></div>	56	43	17	3
Overvotes	0			0	0	0	0
Undervotes	6			0	6	0	0
Contest Totals	125			56	49	17	3

Issue 17 - GREENVILLE CITY SD - (4.15) mill Renewal Levy

Vote For 1

	TOTAL	VOTE %		Polling Place	Mail Absentee	Early Voting Absentee	Provisional
For the Tax Levy	87	73.73%	<div style="width: 73.73%;"><div style="width: 73.73%;"></div></div>	35	36	14	2
Against the Tax Levy	31	26.27%	<div style="width: 26.27%;"><div style="width: 26.27%;"></div></div>	19	8	3	1
Total Votes Cast	118	100.00%	<div style="width: 100%;"><div style="width: 100%;"></div></div>	54	44	17	3
Overvotes	0			0	0	0	0
Undervotes	7			2	5	0	0
Contest Totals	125			56	49	17	3



GREENVILLE 3-A

Statistics

	TOTAL	Polling Place	Mail Absentee	Early Voting Absentee	Provisional
Registered Voters - Total	633				
Ballots Cast - Total	92	77	1	13	1
Ballots Cast - Blank	0	0	0	0	0
Voter Turnout - Total	14.53%				



For President of Council GREENVILLE CITY

Vote For 1

	TOTAL	VOTE %		Polling Place	Mail Absentee	Early Voting Absentee	Provisional
REP John A. Baumgardner	79	100.00%		65	1	12	1
Total Votes Cast	79	100.00%		65	1	12	1
Overvotes	0			0	0	0	0
Undervotes	13			12	0	1	0
Contest Totals	92			77	1	13	1





For Greenville - Treasurer GREENVILLE CITY

Vote For 1

	TOTAL	VOTE %		Polling Place	Mail Absentee	Early Voting Absentee	Provisional
REP Rebecca Strait	81	100.00%		67	1	12	1
Total Votes Cast	81	100.00%		67	1	12	1
Overvotes	0			0	0	0	0
Undervotes	11			10	0	1	0
Contest Totals	92			77	1	13	1

For Member of Council at Large GREENVILLE CITY




Vote For 3

	TOTAL	VOTE %		Polling Place	Mail Absentee	Early Voting Absentee	Provisional
REP Doug Schmidt	69	35.38%		58	1	9	1
REP Jeffrey D. Whitaker	69	35.38%		57	1	11	0
REP Brian R. Brown	57	29.23%		48	1	8	0
Total Votes Cast	195	100.00%		163	3	28	1
Overvotes	0			0	0	0	0
Undervotes	81			68	0	11	2
Contest Totals	276			231	3	39	3

GREENVILLE 3-A





For Greenville Township - Trustee GREENVILLE TWP

Vote For 2

	TOTAL	VOTE %		Polling Place	Mail Absentee	Early Voting Absentee	Provisional
Jeremy Edger	66	50.00%		57	1	8	0
Justin Hines	66	50.00%		53	1	11	1
Total Votes Cast	132	100.00%		110	2	19	1
Overvotes	0			0	0	0	0
Undervotes	52			44	0	7	1
Contest Totals	184			154	2	26	2




For Greenville Csd - Bd Of Ed (3) GREENVILLE CITY SD

Vote For 3

	TOTAL	VOTE %		Polling Place	Mail Absentee	Early Voting Absentee	Provisional
Brad Gettinger	76	36.72%		62	1	12	1
Krista Stump	72	34.78%		59	1	12	0
Mark H. Libert	59	28.50%		48	1	10	0
Total Votes Cast	207	100.00%		169	3	34	1
Overvotes	0			0	0	0	0
Undervotes	69			62	0	5	2
Contest Totals	276			231	3	39	3




Issue 1 - 0.6 mill Renewal - Tri-County Board of Recovery and Mental Health Services

Vote For 1

	TOTAL	VOTE %		Polling Place	Mail Absentee	Early Voting Absentee	Provisional
For the Tax Levy	64	69.57%		50	1	12	1
Against the Tax Levy	28	30.43%		27	0	1	0
Total Votes Cast	92	100.00%		77	1	13	1
Overvotes	0			0	0	0	0
Undervotes	0			0	0	0	0
Contest Totals	92			77	1	13	1

Issue 17 - GREENVILLE CITY SD - (4.15) mill Renewal Levy

Vote For 1

	TOTAL	VOTE %		Polling Place	Mail Absentee	Early Voting Absentee	Provisional
For the Tax Levy	54	58.70%		41	1	11	1
Against the Tax Levy	38	41.30%		36	0	2	0
Total Votes Cast	92	100.00%		77	1	13	1
Overvotes	0			0	0	0	0
Undervotes	0			0	0	0	0
Contest Totals	92			77	1	13	1

GREENVILLE 3-B

Statistics

	TOTAL	Polling Place	Mail Absentee	Early Voting Absentee	Provisional
Registered Voters - Total	820				
Ballots Cast - Total	79	69	4	5	1
Ballots Cast - Blank	0	0	0	0	0
Voter Turnout - Total	9.63%				

For President of Council GREENVILLE CITY

Vote For 1

	TOTAL	VOTE %		Polling Place	Mail Absentee	Early Voting Absentee	Provisional
REP John A. Baumgardner	65	100.00%	<div style="width: 100%; height: 10px; background-color: #ffc107;"></div>	57	4	3	1
Total Votes Cast	65	100.00%	<div style="width: 100%; height: 10px; background-color: #ffc107;"></div>	57	4	3	1
Overvotes	0			0	0	0	0
Undervotes	14			12	0	2	0
Contest Totals	79			69	4	5	1

For Greenville - Treasurer GREENVILLE CITY

Vote For 1

	TOTAL	VOTE %		Polling Place	Mail Absentee	Early Voting Absentee	Provisional
REP Rebecca Strait	61	100.00%	<div style="width: 100%; height: 10px; background-color: #ffc107;"></div>	53	4	3	1
Total Votes Cast	61	100.00%	<div style="width: 100%; height: 10px; background-color: #ffc107;"></div>	53	4	3	1
Overvotes	0			0	0	0	0
Undervotes	18			16	0	2	0
Contest Totals	79			69	4	5	1

For Member of Council at Large GREENVILLE CITY

Vote For 3

	TOTAL	VOTE %		Polling Place	Mail Absentee	Early Voting Absentee	Provisional
REP Jeffrey D. Whitaker	59	35.76%	<div style="width: 35.76%; height: 10px; background-color: #ffc107;"></div>	51	4	3	1
REP Doug Schmidt	54	32.73%	<div style="width: 32.73%; height: 10px; background-color: #ffc107;"></div>	49	2	3	0
REP Brian R. Brown	52	31.52%	<div style="width: 31.52%; height: 10px; background-color: #ffc107;"></div>	47	2	3	0
Total Votes Cast	165	100.00%	<div style="width: 100%; height: 10px; background-color: #ffc107;"></div>	147	8	9	1
Overvotes	0			0	0	0	0
Undervotes	72			60	4	6	2
Contest Totals	237			207	12	15	3

GREENVILLE 3-B

For Greenville Township - Trustee GREENVILLE TWP

Vote For 2

	TOTAL	VOTE %		Polling Place	Mail Absentee	Early Voting Absentee	Provisional
Justin Hines	59	51.30%	<div style="width: 51.30%;"><div style="width: 51.30%;"></div></div>	53	2	3	1
Jeremy Edger	56	48.70%	<div style="width: 48.70%;"><div style="width: 48.70%;"></div></div>	49	4	3	0
Total Votes Cast	115	100.00%	<div style="width: 100.00%;"><div style="width: 100.00%;"></div></div>	102	6	6	1
Overvotes	0			0	0	0	0
Undervotes	43			36	2	4	1
Contest Totals	158			138	8	10	2

For Greenville Csd - Bd Of Ed (3) GREENVILLE CITY SD

Vote For 3

	TOTAL	VOTE %		Polling Place	Mail Absentee	Early Voting Absentee	Provisional
Krista Stump	64	38.32%	<div style="width: 38.32%;"><div style="width: 38.32%;"></div></div>	56	4	3	1
Brad Gettinger	52	31.14%	<div style="width: 31.14%;"><div style="width: 31.14%;"></div></div>	46	2	4	0
Mark H. Libert	51	30.54%	<div style="width: 30.54%;"><div style="width: 30.54%;"></div></div>	46	2	3	0
Total Votes Cast	167	100.00%	<div style="width: 100.00%;"><div style="width: 100.00%;"></div></div>	148	8	10	1
Overvotes	0			0	0	0	0
Undervotes	70			59	4	5	2
Contest Totals	237			207	12	15	3

Issue 1 - 0.6 mill Renewal - Tri-County Board of Recovery and Mental Health Services

Vote For 1

	TOTAL	VOTE %		Polling Place	Mail Absentee	Early Voting Absentee	Provisional
For the Tax Levy	60	75.95%	<div style="width: 75.95%;"><div style="width: 75.95%;"></div></div>	51	4	4	1
Against the Tax Levy	19	24.05%	<div style="width: 24.05%;"><div style="width: 24.05%;"></div></div>	18	0	1	0
Total Votes Cast	79	100.00%	<div style="width: 100.00%;"><div style="width: 100.00%;"></div></div>	69	4	5	1
Overvotes	0			0	0	0	0
Undervotes	0			0	0	0	0
Contest Totals	79			69	4	5	1

Issue 17 - GREENVILLE CITY SD - (4.15) mill Renewal Levy

Vote For 1

	TOTAL	VOTE %		Polling Place	Mail Absentee	Early Voting Absentee	Provisional
For the Tax Levy	47	59.49%	<div style="width: 59.49%;"><div style="width: 59.49%;"></div></div>	41	2	3	1
Against the Tax Levy	32	40.51%	<div style="width: 40.51%;"><div style="width: 40.51%;"></div></div>	28	2	2	0
Total Votes Cast	79	100.00%	<div style="width: 100.00%;"><div style="width: 100.00%;"></div></div>	69	4	5	1
Overvotes	0			0	0	0	0
Undervotes	0			0	0	0	0
Contest Totals	79			69	4	5	1

GREENVILLE 3-C

Statistics

	TOTAL	Polling Place	Mail Absentee	Early Voting Absentee	Provisional
Registered Voters - Total	1,096				
Ballots Cast - Total	214	155	13	44	2
Ballots Cast - Blank	0	0	0	0	0
Voter Turnout - Total	19.53%				

For President of Council GREENVILLE CITY

Vote For 1

	TOTAL	VOTE %		Polling Place	Mail Absentee	Early Voting Absentee	Provisional
REP John A. Baumgardner	181	100.00%	<div style="width: 100%; height: 10px; background-color: #ffc107;"></div>	130	12	37	2
Total Votes Cast	181	100.00%	<div style="width: 100%; height: 10px; background-color: #ffc107;"></div>	130	12	37	2
Overvotes	0			0	0	0	0
Undervotes	33			25	1	7	0
Contest Totals	214			155	13	44	2

For Greenville - Treasurer GREENVILLE CITY

Vote For 1

	TOTAL	VOTE %		Polling Place	Mail Absentee	Early Voting Absentee	Provisional
REP Rebecca Strait	181	100.00%	<div style="width: 100%; height: 10px; background-color: #ffc107;"></div>	131	12	36	2
Total Votes Cast	181	100.00%	<div style="width: 100%; height: 10px; background-color: #ffc107;"></div>	131	12	36	2
Overvotes	0			0	0	0	0
Undervotes	33			24	1	8	0
Contest Totals	214			155	13	44	2

For Member of Council at Large GREENVILLE CITY

Vote For 3

	TOTAL	VOTE %		Polling Place	Mail Absentee	Early Voting Absentee	Provisional
REP Doug Schmidt	160	34.71%	<div style="width: 34.71%; height: 10px; background-color: #ffc107;"></div>	114	11	33	2
REP Jeffrey D. Whitaker	156	33.84%	<div style="width: 33.84%; height: 10px; background-color: #ffc107;"></div>	109	9	36	2
REP Brian R. Brown	145	31.45%	<div style="width: 31.45%; height: 10px; background-color: #ffc107;"></div>	100	10	33	2
Total Votes Cast	461	100.00%	<div style="width: 100%; height: 10px; background-color: #ffc107;"></div>	323	30	102	6
Overvotes	0			0	0	0	0
Undervotes	181			142	9	30	0
Contest Totals	642			465	39	132	6

GREENVILLE 3-C

For Greenville Township - Trustee GREENVILLE TWP

Vote For 2

	TOTAL	VOTE %		Polling Place	Mail Absentee	Early Voting Absentee	Provisional
Jeremy Edger	167	52.85%		117	10	38	2
Justin Hines	149	47.15%		105	8	34	2
Total Votes Cast	316	100.00%		222	18	72	4
Overvotes	0			0	0	0	0
Undervotes	112			88	8	16	0
Contest Totals	428			310	26	88	4

For Greenville Csd - Bd Of Ed (3) GREENVILLE CITY SD

Vote For 3

	TOTAL	VOTE %		Polling Place	Mail Absentee	Early Voting Absentee	Provisional
Krista Stump	165	35.56%		117	10	36	2
Brad Gettinger	156	33.62%		110	9	35	2
Mark H. Libert	143	30.82%		101	7	33	2
Total Votes Cast	464	100.00%		328	26	104	6
Overvotes	0			0	0	0	0
Undervotes	178			137	13	28	0
Contest Totals	642			465	39	132	6

Issue 1 - 0.6 mill Renewal - Tri-County Board of Recovery and Mental Health Services

Vote For 1

	TOTAL	VOTE %		Polling Place	Mail Absentee	Early Voting Absentee	Provisional
For the Tax Levy	154	72.64%		108	10	36	0
Against the Tax Levy	58	27.36%		45	3	8	2
Total Votes Cast	212	100.00%		153	13	44	2
Overvotes	0			0	0	0	0
Undervotes	2			2	0	0	0
Contest Totals	214			155	13	44	2

Issue 17 - GREENVILLE CITY SD - (4.15) mill Renewal Levy

Vote For 1

	TOTAL	VOTE %		Polling Place	Mail Absentee	Early Voting Absentee	Provisional
For the Tax Levy	137	65.55%		96	8	32	1
Against the Tax Levy	72	34.45%		56	5	10	1
Total Votes Cast	209	100.00%		152	13	42	2
Overvotes	0			0	0	0	0
Undervotes	5			3	0	2	0
Contest Totals	214			155	13	44	2



GREENVILLE 4-A

Statistics

	TOTAL	Polling Place	Mail Absentee	Early Voting Absentee	Provisional
Registered Voters - Total	605				
Ballots Cast - Total	50	41	0	9	0
Ballots Cast - Blank	0	0	0	0	0
Voter Turnout - Total	8.26%				



For President of Council GREENVILLE CITY

Vote For 1

	TOTAL	VOTE %		Polling Place	Mail Absentee	Early Voting Absentee	Provisional
REP John A. Baumgardner	39	100.00%		32	0	7	0
Total Votes Cast	39	100.00%		32	0	7	0
Overvotes	0			0	0	0	0
Undervotes	11			9	0	2	0
Contest Totals	50			41	0	9	0





For Greenville - Treasurer GREENVILLE CITY

Vote For 1

	TOTAL	VOTE %		Polling Place	Mail Absentee	Early Voting Absentee	Provisional
REP Rebecca Strait	34	100.00%		28	0	6	0
Total Votes Cast	34	100.00%		28	0	6	0
Overvotes	0			0	0	0	0
Undervotes	16			13	0	3	0
Contest Totals	50			41	0	9	0

For Member of Council at Large GREENVILLE CITY

Vote For 3

	TOTAL	VOTE %		Polling Place	Mail Absentee	Early Voting Absentee	Provisional
REP Doug Schmidt	32	35.56%		27	0	5	0
REP Jeffrey D. Whitaker	32	35.56%		25	0	7	0
REP Brian R. Brown	26	28.89%		21	0	5	0
Total Votes Cast	90	100.00%		73	0	17	0
Overvotes	0			0	0	0	0
Undervotes	60			50	0	10	0
Contest Totals	150			123	0	27	0

GREENVILLE 4-A

For Greenville Township - Trustee GREENVILLE TWP

Vote For 2

	TOTAL	VOTE %		Polling Place	Mail Absentee	Early Voting Absentee	Provisional
Jeremy Edger	30	50.00%	<div style="width: 50%;"><div style="width: 50%;"></div></div>	26	0	4	0
Justin Hines	30	50.00%	<div style="width: 50%;"><div style="width: 50%;"></div></div>	26	0	4	0
Total Votes Cast	60	100.00%	<div style="width: 100%;"><div style="width: 100%;"></div></div>	52	0	8	0
Overvotes	0			0	0	0	0
Undervotes	40			30	0	10	0
Contest Totals	100			82	0	18	0

For Greenville Csd - Bd Of Ed (3) GREENVILLE CITY SD

Vote For 3

	TOTAL	VOTE %		Polling Place	Mail Absentee	Early Voting Absentee	Provisional
Krista Stump	36	40.45%	<div style="width: 40.45%;"><div style="width: 40.45%;"></div></div>	31	0	5	0
Brad Gettinger	31	34.83%	<div style="width: 34.83%;"><div style="width: 34.83%;"></div></div>	26	0	5	0
Mark H. Libert	22	24.72%	<div style="width: 24.72%;"><div style="width: 24.72%;"></div></div>	19	0	3	0
Total Votes Cast	89	100.00%	<div style="width: 100%;"><div style="width: 100%;"></div></div>	76	0	13	0
Overvotes	0			0	0	0	0
Undervotes	61			47	0	14	0
Contest Totals	150			123	0	27	0

Issue 1 - 0.6 mill Renewal - Tri-County Board of Recovery and Mental Health Services

Vote For 1

	TOTAL	VOTE %		Polling Place	Mail Absentee	Early Voting Absentee	Provisional
For the Tax Levy	39	78.00%	<div style="width: 78%;"><div style="width: 78%;"></div></div>	31	0	8	0
Against the Tax Levy	11	22.00%	<div style="width: 22%;"><div style="width: 22%;"></div></div>	10	0	1	0
Total Votes Cast	50	100.00%	<div style="width: 100%;"><div style="width: 100%;"></div></div>	41	0	9	0
Overvotes	0			0	0	0	0
Undervotes	0			0	0	0	0
Contest Totals	50			41	0	9	0

Issue 17 - GREENVILLE CITY SD - (4.15) mill Renewal Levy

Vote For 1

	TOTAL	VOTE %		Polling Place	Mail Absentee	Early Voting Absentee	Provisional
For the Tax Levy	37	77.08%	<div style="width: 77.08%;"><div style="width: 77.08%;"></div></div>	29	0	8	0
Against the Tax Levy	11	22.92%	<div style="width: 22.92%;"><div style="width: 22.92%;"></div></div>	10	0	1	0
Total Votes Cast	48	100.00%	<div style="width: 100%;"><div style="width: 100%;"></div></div>	39	0	9	0
Overvotes	0			0	0	0	0
Undervotes	2			2	0	0	0
Contest Totals	50			41	0	9	0

GREENVILLE 4-B

Statistics

	TOTAL	Polling Place	Mail Absentee	Early Voting Absentee	Provisional
Registered Voters - Total	901				
Ballots Cast - Total	154	104	7	42	1
Ballots Cast - Blank	0	0	0	0	0
Voter Turnout - Total	17.09%				

For President of Council GREENVILLE CITY

Vote For 1

	TOTAL	VOTE %		Polling Place	Mail Absentee	Early Voting Absentee	Provisional
REP John A. Baumgardner	125	100.00%	<div style="width: 100%; height: 10px; background-color: #ffc107;"></div>	89	4	31	1
Total Votes Cast	125	100.00%	<div style="width: 100%; height: 10px; background-color: #ffc107;"></div>	89	4	31	1
Overvotes	0			0	0	0	0
Undervotes	29			15	3	11	0
Contest Totals	154			104	7	42	1

For Greenville - Treasurer GREENVILLE CITY

Vote For 1

	TOTAL	VOTE %		Polling Place	Mail Absentee	Early Voting Absentee	Provisional
REP Rebecca Strait	122	100.00%	<div style="width: 100%; height: 10px; background-color: #ffc107;"></div>	86	4	31	1
Total Votes Cast	122	100.00%	<div style="width: 100%; height: 10px; background-color: #ffc107;"></div>	86	4	31	1
Overvotes	0			0	0	0	0
Undervotes	32			18	3	11	0
Contest Totals	154			104	7	42	1

For Member of Council at Large GREENVILLE CITY




Vote For 3

	TOTAL	VOTE %		Polling Place	Mail Absentee	Early Voting Absentee	Provisional
REP Doug Schmidt	107	34.74%	<div style="width: 34.74%; height: 10px; background-color: #ffc107;"></div>	78	3	25	1
REP Brian R. Brown	101	32.79%	<div style="width: 32.79%; height: 10px; background-color: #ffc107;"></div>	75	2	23	1
REP Jeffrey D. Whitaker	100	32.47%	<div style="width: 32.47%; height: 10px; background-color: #ffc107;"></div>	72	2	25	1
Total Votes Cast	308	100.00%	<div style="width: 100%; height: 10px; background-color: #ffc107;"></div>	225	7	73	3
Overvotes	0			0	0	0	0
Undervotes	154			87	14	53	0
Contest Totals	462			312	21	126	3

GREENVILLE 4-B





For Greenville Township - Trustee GREENVILLE TWP

Vote For 2

	TOTAL	VOTE %		Polling Place	Mail Absentee	Early Voting Absentee	Provisional
Jeremy Edger	106	50.48%		78	2	26	0
Justin Hines	104	49.52%		73	4	26	1
Total Votes Cast	210	100.00%		151	6	52	1
Overvotes	0			0	0	0	0
Undervotes	98			57	8	32	1
Contest Totals	308			208	14	84	2




For Greenville Csd - Bd Of Ed (3) GREENVILLE CITY SD

Vote For 3

	TOTAL	VOTE %		Polling Place	Mail Absentee	Early Voting Absentee	Provisional
Krista Stump	117	37.74%		86	3	27	1
Brad Gettinger	102	32.90%		78	1	23	0
Mark H. Libert	91	29.35%		67	3	21	0
Total Votes Cast	310	100.00%		231	7	71	1
Overvotes	0			0	0	0	0
Undervotes	152			81	14	55	2
Contest Totals	462			312	21	126	3




Issue 1 - 0.6 mill Renewal - Tri-County Board of Recovery and Mental Health Services

Vote For 1

	TOTAL	VOTE %		Polling Place	Mail Absentee	Early Voting Absentee	Provisional
For the Tax Levy	109	71.71%		74	5	29	1
Against the Tax Levy	43	28.29%		28	2	13	0
Total Votes Cast	152	100.00%		102	7	42	1
Overvotes	0			0	0	0	0
Undervotes	2			2	0	0	0
Contest Totals	154			104	7	42	1

Issue 17 - GREENVILLE CITY SD - (4.15) mill Renewal Levy

Vote For 1

	TOTAL	VOTE %		Polling Place	Mail Absentee	Early Voting Absentee	Provisional
For the Tax Levy	95	62.91%		66	2	26	1
Against the Tax Levy	56	37.09%		35	5	16	0
Total Votes Cast	151	100.00%		101	7	42	1
Overvotes	0			0	0	0	0
Undervotes	3			3	0	0	0
Contest Totals	154			104	7	42	1



GREENVILLE 4-C

Statistics

	TOTAL	Polling Place	Mail Absentee	Early Voting Absentee	Provisional
Registered Voters - Total	489				
Ballots Cast - Total	93	65	7	21	0
Ballots Cast - Blank	0	0	0	0	0
Voter Turnout - Total	19.02%				



For President of Council GREENVILLE CITY

Vote For 1

	TOTAL	VOTE %		Polling Place	Mail Absentee	Early Voting Absentee	Provisional
REP John A. Baumgardner	76	100.00%		58	6	12	0
Total Votes Cast	76	100.00%		58	6	12	0
Overvotes	0			0	0	0	0
Undervotes	17			7	1	9	0
Contest Totals	93			65	7	21	0





For Greenville - Treasurer GREENVILLE CITY

Vote For 1

	TOTAL	VOTE %		Polling Place	Mail Absentee	Early Voting Absentee	Provisional
REP Rebecca Strait	73	100.00%		53	5	15	0
Total Votes Cast	73	100.00%		53	5	15	0
Overvotes	0			0	0	0	0
Undervotes	20			12	2	6	0
Contest Totals	93			65	7	21	0

For Member of Council at Large GREENVILLE CITY

Vote For 3

	TOTAL	VOTE %		Polling Place	Mail Absentee	Early Voting Absentee	Provisional
REP Jeffrey D. Whitaker	63	36.21%		45	5	13	0
REP Doug Schmidt	57	32.76%		40	5	12	0
REP Brian R. Brown	54	31.03%		37	5	12	0
Total Votes Cast	174	100.00%		122	15	37	0
Overvotes	0			0	0	0	0
Undervotes	105			73	6	26	0
Contest Totals	279			195	21	63	0

GREENVILLE 4-C

For Greenville Township - Trustee GREENVILLE TWP

Vote For 2

	TOTAL	VOTE %		Polling Place	Mail Absentee	Early Voting Absentee	Provisional
Jeremy Edger	64	52.03%	<div style="width: 52.03%;"><div style="width: 52.03%;"></div></div>	47	5	12	0
Justin Hines	59	47.97%	<div style="width: 47.97%;"><div style="width: 47.97%;"></div></div>	41	5	13	0
Total Votes Cast	123	100.00%	<div style="width: 100.00%;"><div style="width: 100.00%;"></div></div>	88	10	25	0
Overvotes	0			0	0	0	0
Undervotes	63			42	4	17	0
Contest Totals	186			130	14	42	0

For Greenville Csd - Bd Of Ed (3) GREENVILLE CITY SD

Vote For 3

	TOTAL	VOTE %		Polling Place	Mail Absentee	Early Voting Absentee	Provisional
Krista Stump	65	37.79%	<div style="width: 37.79%;"><div style="width: 37.79%;"></div></div>	46	5	14	0
Brad Gettinger	55	31.98%	<div style="width: 31.98%;"><div style="width: 31.98%;"></div></div>	40	5	10	0
Mark H. Libert	52	30.23%	<div style="width: 30.23%;"><div style="width: 30.23%;"></div></div>	36	5	11	0
Total Votes Cast	172	100.00%	<div style="width: 100.00%;"><div style="width: 100.00%;"></div></div>	122	15	35	0
Overvotes	0			0	0	0	0
Undervotes	107			73	6	28	0
Contest Totals	279			195	21	63	0

Issue 1 - 0.6 mill Renewal - Tri-County Board of Recovery and Mental Health Services

Vote For 1

	TOTAL	VOTE %		Polling Place	Mail Absentee	Early Voting Absentee	Provisional
For the Tax Levy	57	61.29%	<div style="width: 61.29%;"><div style="width: 61.29%;"></div></div>	41	5	11	0
Against the Tax Levy	36	38.71%	<div style="width: 38.71%;"><div style="width: 38.71%;"></div></div>	24	2	10	0
Total Votes Cast	93	100.00%	<div style="width: 100.00%;"><div style="width: 100.00%;"></div></div>	65	7	21	0
Overvotes	0			0	0	0	0
Undervotes	0			0	0	0	0
Contest Totals	93			65	7	21	0

Issue 17 - GREENVILLE CITY SD - (4.15) mill Renewal Levy

Vote For 1

	TOTAL	VOTE %		Polling Place	Mail Absentee	Early Voting Absentee	Provisional
For the Tax Levy	56	61.54%	<div style="width: 61.54%;"><div style="width: 61.54%;"></div></div>	43	4	9	0
Against the Tax Levy	35	38.46%	<div style="width: 38.46%;"><div style="width: 38.46%;"></div></div>	21	3	11	0
Total Votes Cast	91	100.00%	<div style="width: 100.00%;"><div style="width: 100.00%;"></div></div>	64	7	20	0
Overvotes	0			0	0	0	0
Undervotes	2			1	0	1	0
Contest Totals	93			65	7	21	0




ADAMS EAST & BRADFORD

Statistics

	TOTAL	Polling Place	Mail Absentee	Early Voting Absentee	Provisional
Registered Voters - Total	978				
Ballots Cast - Total	329	315	1	12	1
Ballots Cast - Blank	0	0	0	0	0
Voter Turnout - Total	33.64%				





Miami County - Judge of Municipal Court MIAMI CO. MUNI CT.

Vote For 1

	TOTAL	VOTE %		Polling Place	Mail Absentee	Early Voting Absentee	Provisional
Jessica A. Lopez	76	55.88%		74	0	2	0
Gary A. Nasal	60	44.12%		55	1	3	1
Total Votes Cast	136	100.00%		129	1	5	1
Overvotes	0			0	0	0	0
Undervotes	16			15	0	1	0
Contest Totals	152			144	1	6	1




For Bradford Village - Council BRADFORD

Vote For 4

	TOTAL	VOTE %		Polling Place	Mail Absentee	Early Voting Absentee	Provisional
Darrell Swank	114	55.34%		107	1	5	1
Lance Wooddell	92	44.66%		86	1	4	1
No Valid Petition Filed	0	0.00%		0	0	0	0
Total Votes Cast	206	100.00%		193	2	9	2
Overvotes	0			0	0	0	0
Undervotes	402			383	2	15	2
Contest Totals	608			576	4	24	4

For Adams Township - Trustee ADAMS TWP

Vote For 2

	TOTAL	VOTE %		Polling Place	Mail Absentee	Early Voting Absentee	Provisional
Claude Fenstermaker	220	52.01%		209	1	9	1
Donald Lecklider	203	47.99%		195	1	7	0
Total Votes Cast	423	100.00%		404	2	16	1
Overvotes	0			0	0	0	0
Undervotes	235			226	0	8	1
Contest Totals	658			630	2	24	2

ADAMS EAST & BRADFORD

For Bradford Evsd - Bd Of Ed (3 BRADFORD EXEMPTED SD)

Vote For 3

	TOTAL	VOTE %		Polling Place	Mail Absentee	Early Voting Absentee	Provisional
Scott J. Besecker	222	50.57%	<div style="width: 50.57%;"><div style="width: 50.57%;"></div></div>	209	1	11	1
Trey Manuel	217	49.43%	<div style="width: 49.43%;"><div style="width: 49.43%;"></div></div>	209	0	7	1
No Valid Petition Filed	0	0.00%	<div style="width: 0.00%;"><div style="width: 0.00%;"></div></div>	0	0	0	0
Total Votes Cast	439	100.00%	<div style="width: 100.00%;"><div style="width: 100.00%;"></div></div>	418	1	18	2
Overvotes	0			0	0	0	0
Undervotes	461			440	2	18	1
Contest Totals	900			858	3	36	3

For Greenville Csd - Bd Of Ed (3 GREENVILLE CITY SD)

Vote For 3

	TOTAL	VOTE %		Polling Place	Mail Absentee	Early Voting Absentee	Provisional
Krista Stump	14	38.89%	<div style="width: 38.89%;"><div style="width: 38.89%;"></div></div>	14	0	0	0
Brad Gettinger	12	33.33%	<div style="width: 33.33%;"><div style="width: 33.33%;"></div></div>	12	0	0	0
Mark H. Libert	10	27.78%	<div style="width: 27.78%;"><div style="width: 27.78%;"></div></div>	10	0	0	0
Total Votes Cast	36	100.00%	<div style="width: 100.00%;"><div style="width: 100.00%;"></div></div>	36	0	0	0
Overvotes	0			0	0	0	0
Undervotes	33			33	0	0	0
Contest Totals	69			69	0	0	0

For Versailles EVSD - Bd Of Ed (3 VERSAILLES EXMPT VSD)

Vote For 3

	TOTAL	VOTE %		Polling Place	Mail Absentee	Early Voting Absentee	Provisional
Steven E. Ruhenkamp	6	42.86%	<div style="width: 42.86%;"><div style="width: 42.86%;"></div></div>	6	0	0	0
Matt Magoto	4	28.57%	<div style="width: 28.57%;"><div style="width: 28.57%;"></div></div>	4	0	0	0
Jerry Shardo	4	28.57%	<div style="width: 28.57%;"><div style="width: 28.57%;"></div></div>	4	0	0	0
Total Votes Cast	14	100.00%	<div style="width: 100.00%;"><div style="width: 100.00%;"></div></div>	14	0	0	0
Overvotes	0			0	0	0	0
Undervotes	4			4	0	0	0
Contest Totals	18			18	0	0	0

Issue 1 - 0.6 mill Renewal - Tri-County Board of Recovery and Mental Health Services

Vote For 1

	TOTAL	VOTE %		Polling Place	Mail Absentee	Early Voting Absentee	Provisional
For the Tax Levy	217	68.03%	<div style="width: 68.03%;"><div style="width: 68.03%;"></div></div>	207	1	8	1
Against the Tax Levy	102	31.97%	<div style="width: 31.97%;"><div style="width: 31.97%;"></div></div>	99	0	3	0
Total Votes Cast	319	100.00%	<div style="width: 100.00%;"><div style="width: 100.00%;"></div></div>	306	1	11	1
Overvotes	0			0	0	0	0
Undervotes	10			9	0	1	0
Contest Totals	329			315	1	12	1

ADAMS EAST & BRADFORD

Issue 3 - BRADFORD - (7) mill Renewal Tax

Vote For 1

	TOTAL	VOTE %		Polling Place	Mail Absentee	Early Voting Absentee	Provisional
For the Tax Levy	111	74.00%	<div style="width: 74%;"><div style="width: 74%;"></div></div>	106	1	3	1
Against the Tax Levy	39	26.00%	<div style="width: 26%;"><div style="width: 26%;"></div></div>	36	0	3	0
Total Votes Cast	150	100.00%	<div style="width: 100%;"><div style="width: 100%;"></div></div>	142	1	6	1
Overvotes	0			0	0	0	0
Undervotes	2			2	0	0	0
Contest Totals	152			144	1	6	1

Issue 16 - BRADFORD EXEMPTED SD - Bonds and (1.84) mill Levy

Vote For 1

	TOTAL	VOTE %		Polling Place	Mail Absentee	Early Voting Absentee	Provisional
For the Bond Issue	206	68.67%	<div style="width: 68.67%;"><div style="width: 68.67%;"></div></div>	197	1	7	1
Against the Bond Issue	94	31.33%	<div style="width: 31.33%;"><div style="width: 31.33%;"></div></div>	89	0	5	0
Total Votes Cast	300	100.00%	<div style="width: 100%;"><div style="width: 100%;"></div></div>	286	1	12	1
Overvotes	0			0	0	0	0
Undervotes	0			0	0	0	0
Contest Totals	300			286	1	12	1

Issue 17 - GREENVILLE CITY SD - (4.15) mill Renewal Levy

Vote For 1

	TOTAL	VOTE %		Polling Place	Mail Absentee	Early Voting Absentee	Provisional
Against the Tax Levy	13	56.52%	<div style="width: 56.52%;"><div style="width: 56.52%;"></div></div>	13	0	0	0
For the Tax Levy	10	43.48%	<div style="width: 43.48%;"><div style="width: 43.48%;"></div></div>	10	0	0	0
Total Votes Cast	23	100.00%	<div style="width: 100%;"><div style="width: 100%;"></div></div>	23	0	0	0
Overvotes	0			0	0	0	0
Undervotes	0			0	0	0	0
Contest Totals	23			23	0	0	0

Issue 21 - ADAMS TWP FIRE DIST 1 - (1) mill Replacement Tax




Vote For 1

	TOTAL	VOTE %		Polling Place	Mail Absentee	Early Voting Absentee	Provisional
For the Tax Levy	141	81.50%	<div style="width: 81.5%;"><div style="width: 81.5%;"></div></div>	137	0	4	0
Against the Tax Levy	32	18.50%	<div style="width: 18.5%;"><div style="width: 18.5%;"></div></div>	30	0	2	0
Total Votes Cast	173	100.00%	<div style="width: 100%;"><div style="width: 100%;"></div></div>	167	0	6	0
Overvotes	0			0	0	0	0
Undervotes	4			4	0	0	0
Contest Totals	177			171	0	6	0

ADAMS EAST & BRADFORD

Issue 22 - ADAMS TWP FIRE DIST 1 - (3) mill Replacement Tax

Vote For 1

	TOTAL	VOTE %		Polling Place	Mail Absentee	Early Voting Absentee	Provisional
For the Tax Levy	130	76.47%		126	0	4	0
Against the Tax Levy	40	23.53%		38	0	2	0
Total Votes Cast	170	100.00%		164	0	6	0
Overvotes	0			0	0	0	0
Undervotes	7			7	0	0	0
Contest Totals	177			171	0	6	0

ADAMS WEST & GETTYSBURG

Statistics

	TOTAL	Polling Place	Mail Absentee	Early Voting Absentee	Provisional
Registered Voters - Total	1,080				
Ballots Cast - Total	243	222	2	19	0
Ballots Cast - Blank	0	0	0	0	0
Voter Turnout - Total	22.50%				

For Gettysburg Village - Council GETTYSBURG

Vote For 4

	TOTAL	VOTE %		Polling Place	Mail Absentee	Early Voting Absentee	Provisional
Valinda Hammons	38	50.67%		34	0	4	0
Mike Shives	37	49.33%		33	0	4	0
No Valid Petition Filed	0	0.00%		0	0	0	0
No Valid Petition Filed	0	0.00%		0	0	0	0
Total Votes Cast	75	100.00%		67	0	8	0
Overvotes	0			0	0	0	0
Undervotes	141			125	0	16	0
Contest Totals	216			192	0	24	0

For Adams Township - Trustee ADAMS TWP

Vote For 2

	TOTAL	VOTE %		Polling Place	Mail Absentee	Early Voting Absentee	Provisional
Donald Lecklider	195	50.26%		177	0	18	0
Claude Fenstermaker	193	49.74%		178	0	15	0
Total Votes Cast	388	100.00%		355	0	33	0
Overvotes	0			0	0	0	0
Undervotes	98			89	4	5	0
Contest Totals	486			444	4	38	0

For Bradford Evsd - Bd Of Ed (3 BRADFORD EXEMPTED SD





Vote For 3

	TOTAL	VOTE %		Polling Place	Mail Absentee	Early Voting Absentee	Provisional
Scott J. Besecker	0			0	0	0	0
Trey Manuel	0			0	0	0	0
No Valid Petition Filed	0			0	0	0	0
Total Votes Cast	0			0	0	0	0
Overvotes	0			0	0	0	0
Undervotes	0			0	0	0	0
Contest Totals	0			0	0	0	0

ADAMS WEST & GETTYSBURG

For Greenville Csd - Bd Of Ed (3) GREENVILLE CITY SD

Vote For 3

	TOTAL	VOTE %		Polling Place	Mail Absentee	Early Voting Absentee	Provisional
Krista Stump	192	38.10%		179	1	12	0
Brad Gettinger	163	32.34%		155	0	8	0
Mark H. Libert	149	29.56%		139	0	10	0
Total Votes Cast	504	100.00%		473	1	30	0
Overvotes	0			0	0	0	0
Undervotes	225			193	5	27	0
Contest Totals	729			666	6	57	0




For Versailles EVSD - Bd Of Ed (3) VERSAILLES EXMPT VSD

Vote For 3

	TOTAL	VOTE %		Polling Place	Mail Absentee	Early Voting Absentee	Provisional
Matt Magoto	0			0	0	0	0
Steven E. Ruhenkamp	0			0	0	0	0
Jerry Shardo	0			0	0	0	0
Total Votes Cast	0			0	0	0	0
Overvotes	0			0	0	0	0
Undervotes	0			0	0	0	0
Contest Totals	0			0	0	0	0




Issue 1 - 0.6 mill Renewal - Tri-County Board of Recovery and Mental Health Services

Vote For 1

	TOTAL	VOTE %		Polling Place	Mail Absentee	Early Voting Absentee	Provisional
For the Tax Levy	165	68.46%		151	0	14	0
Against the Tax Levy	76	31.54%		69	2	5	0
Total Votes Cast	241	100.00%		220	2	19	0
Overvotes	0			0	0	0	0
Undervotes	2			2	0	0	0
Contest Totals	243			222	2	19	0

Issue 6 - GETTYSBURG - (0.9) mill Renewal Tax

Vote For 1

	TOTAL	VOTE %		Polling Place	Mail Absentee	Early Voting Absentee	Provisional
For the Tax Levy	45	84.91%		39	0	6	0
Against the Tax Levy	8	15.09%		8	0	0	0
Total Votes Cast	53	100.00%		47	0	6	0
Overvotes	0			0	0	0	0
Undervotes	1			1	0	0	0
Contest Totals	54			48	0	6	0

ADAMS WEST & GETTYSBURG

Issue 7 - GETTYSBURG - (1.9) mill Renewal Tax

Vote For 1

	TOTAL	VOTE %		Polling Place	Mail Absentee	Early Voting Absentee	Provisional
For the Tax Levy	42	79.25%	<div style="width: 79.25%;"><div style="width: 79.25%;"></div></div>	36	0	6	0
Against the Tax Levy	11	20.75%	<div style="width: 20.75%;"><div style="width: 20.75%;"></div></div>	11	0	0	0
Total Votes Cast	53	100.00%	<div style="width: 100%;"><div style="width: 100%;"></div></div>	47	0	6	0
Overvotes	0			0	0	0	0
Undervotes	1			1	0	0	0
Contest Totals	54			48	0	6	0

Issue 16 - BRADFORD EXEMPTED SD - Bonds and (1.84) mill Levy

Vote For 1

	TOTAL	VOTE %		Polling Place	Mail Absentee	Early Voting Absentee	Provisional
For the Bond Issue	0			0	0	0	0
Against the Bond Issue	0			0	0	0	0
Total Votes Cast	0			0	0	0	0
Overvotes	0			0	0	0	0
Undervotes	0			0	0	0	0
Contest Totals	0			0	0	0	0

Issue 17 - GREENVILLE CITY SD - (4.15) mill Renewal Levy

Vote For 1

	TOTAL	VOTE %		Polling Place	Mail Absentee	Early Voting Absentee	Provisional
For the Tax Levy	135	56.49%	<div style="width: 56.49%;"><div style="width: 56.49%;"></div></div>	127	0	8	0
Against the Tax Levy	104	43.51%	<div style="width: 43.51%;"><div style="width: 43.51%;"></div></div>	92	2	10	0
Total Votes Cast	239	100.00%	<div style="width: 100%;"><div style="width: 100%;"></div></div>	219	2	18	0
Overvotes	0			0	0	0	0
Undervotes	4			3	0	1	0
Contest Totals	243			222	2	19	0

Issue 21 - ADAMS TWP FIRE DIST 1 - (1) mill Replacement Tax




Vote For 1

	TOTAL	VOTE %		Polling Place	Mail Absentee	Early Voting Absentee	Provisional
For the Tax Levy	153	80.95%	<div style="width: 80.95%;"><div style="width: 80.95%;"></div></div>	143	0	10	0
Against the Tax Levy	36	19.05%	<div style="width: 19.05%;"><div style="width: 19.05%;"></div></div>	31	2	3	0
Total Votes Cast	189	100.00%	<div style="width: 100%;"><div style="width: 100%;"></div></div>	174	2	13	0
Overvotes	0			0	0	0	0
Undervotes	0			0	0	0	0
Contest Totals	189			174	2	13	0

ADAMS WEST & GETTYSBURG

Issue 22 - ADAMS TWP FIRE DIST 1 - (3) mill Replacement Tax

Vote For 1

	TOTAL	VOTE %		Polling Place	Mail Absentee	Early Voting Absentee	Provisional
For the Tax Levy	146	77.66%		136	0	10	0
Against the Tax Levy	42	22.34%		37	2	3	0
Total Votes Cast	188	100.00%		173	2	13	0
Overvotes	0			0	0	0	0
Undervotes	1			1	0	0	0
Contest Totals	189			174	2	13	0

ALLEN TWP NEW WESTON & ROSSBURG

Statistics

	TOTAL	Polling Place	Mail Absentee	Early Voting Absentee	Provisional
Registered Voters - Total	687				
Ballots Cast - Total	78	65	3	10	0
Ballots Cast - Blank	0	0	0	0	0
Voter Turnout - Total	11.35%				

For Burkettsville Village - Council BURKETTSTVILLE VILL

Vote For 4

	TOTAL	VOTE %	Polling Place	Mail Absentee	Early Voting Absentee	Provisional
No Valid Petition Filed	0		0	0	0	0
No Valid Petition Filed	0		0	0	0	0
No Valid Petition Filed	0		0	0	0	0
No Valid Petition Filed	0		0	0	0	0
Total Votes Cast	0		0	0	0	0
Overvotes	0		0	0	0	0
Undervotes	8		8	0	0	0
Contest Totals	8		8	0	0	0

For New Weston Village - Council NEW WESTON

Vote For 4

	TOTAL	VOTE %	Polling Place	Mail Absentee	Early Voting Absentee	Provisional
No Valid Petition Filed	0		0	0	0	0
No Valid Petition Filed	0		0	0	0	0
No Valid Petition Filed	0		0	0	0	0
No Valid Petition Filed	0		0	0	0	0
Total Votes Cast	0		0	0	0	0
Overvotes	0		0	0	0	0
Undervotes	56		56	0	0	0
Contest Totals	56		56	0	0	0

For Rossburg Village - Council ROSSBURG




Vote For 4

	TOTAL	VOTE %	Polling Place	Mail Absentee	Early Voting Absentee	Provisional
No Valid Petition Filed	0		0	0	0	0
No Valid Petition Filed	0		0	0	0	0
No Valid Petition Filed	0		0	0	0	0
No Valid Petition Filed	0		0	0	0	0
Total Votes Cast	0		0	0	0	0
Overvotes	0		0	0	0	0
Undervotes	56		44	0	12	0
Contest Totals	56		44	0	12	0

ALLEN TWP NEW WESTON & ROSSBURG





For Allen Township - Trustee ALLEN TWP

Vote For 2

	TOTAL	VOTE %		Polling Place	Mail Absentee	Early Voting Absentee	Provisional
Michael W. Bulcher	62	53.45%		50	3	9	0
Neal J. Siefiring	54	46.55%		47	0	7	0
Total Votes Cast	116	100.00%		97	3	16	0
Overvotes	0			0	0	0	0
Undervotes	40			33	3	4	0
Contest Totals	156			130	6	20	0

For Darke County Educational Service Center Board DARKE CO BD OF EDUC

Vote For 3

	TOTAL	VOTE %		Polling Place	Mail Absentee	Early Voting Absentee	Provisional
Caroline R. Schmidt	48	36.09%		40	1	7	0
Larry L. Besecker	44	33.08%		38	0	6	0
Chad Booher	41	30.83%		34	0	7	0
Total Votes Cast	133	100.00%		112	1	20	0
Overvotes	0			0	0	0	0
Undervotes	80			65	8	7	0
Contest Totals	213			177	9	27	0






For Darke County Board of Educational Service Center Board Unexpired DARKE CO BD OF EDUC

Vote For 1

	TOTAL	VOTE %		Polling Place	Mail Absentee	Early Voting Absentee	Provisional
No Valid Petition Filed	0			0	0	0	0
Total Votes Cast	0			0	0	0	0
Overvotes	0			0	0	0	0
Undervotes	71			59	3	9	0
Contest Totals	71			59	3	9	0

For Mercer County Educational Service Center Board MERCER CO BD OF ED

Vote For 3

	TOTAL	VOTE %		Polling Place	Mail Absentee	Early Voting Absentee	Provisional
Tess Mescher	6	60.00%		5	0	1	0
Jeff Davis	4	40.00%		3	0	1	0
Write-In Totals	0	0.00%		0	0	0	0
Not Assigned	0	0.00%		0	0	0	0
Total Votes Cast	10	100.00%		8	0	2	0
Overvotes	0			0	0	0	0
Undervotes	11			10	0	1	0
Contest Totals	21			18	0	3	0

ALLEN TWP NEW WESTON & ROSSBURG

For Mercer County Educational Service Center Board Unexpired MERCER CO BD OF ED

Vote For 1

	TOTAL	VOTE %		Polling Place	Mail Absentee	Early Voting Absentee	Provisional
Ryan F. Thompson	7	100.00%	<div style="width: 100%; height: 10px; background-color: #ffc107;"></div>	6	0	1	0
Total Votes Cast	7	100.00%	<div style="width: 100%; height: 10px; background-color: #ffc107;"></div>	6	0	1	0
Overvotes	0			0	0	0	0
Undervotes	0			0	0	0	0
Contest Totals	7			6	0	1	0

For Ansonia Lsd - Bd Of Ed (2) ANSONIA LSD

Vote For 2

	TOTAL	VOTE %		Polling Place	Mail Absentee	Early Voting Absentee	Provisional
Clarence A. Kammer	37	56.06%	<div style="width: 56.06%; height: 10px; background-color: #ffc107;"></div>	31	0	6	0
Tonya Wietholter	29	43.94%	<div style="width: 43.94%; height: 10px; background-color: #ffc107;"></div>	27	0	2	0
Total Votes Cast	66	100.00%	<div style="width: 100%; height: 10px; background-color: #ffc107;"></div>	58	0	8	0
Overvotes	0			0	0	0	0
Undervotes	34			28	0	6	0
Contest Totals	100			86	0	14	0

For Ansonia Lsd. Bd. of Ed. Unexpired ANSONIA LSD

Vote For 1

	TOTAL	VOTE %		Polling Place	Mail Absentee	Early Voting Absentee	Provisional
Daryl Riffle	34	100.00%	<div style="width: 100%; height: 10px; background-color: #ffc107;"></div>	29	0	5	0
Total Votes Cast	34	100.00%	<div style="width: 100%; height: 10px; background-color: #ffc107;"></div>	29	0	5	0
Overvotes	0			0	0	0	0
Undervotes	16			14	0	2	0
Contest Totals	50			43	0	7	0

For Ft. Recovery Lsd - Bd Of Ed (2) FT RECOVERY LSD

Vote For 2

	TOTAL	VOTE %		Polling Place	Mail Absentee	Early Voting Absentee	Provisional
Nick Wehrkamp	2	66.67%	<div style="width: 66.67%; height: 10px; background-color: #ffc107;"></div>	2	0	0	0
Sean Kahlig	1	33.33%	<div style="width: 33.33%; height: 10px; background-color: #ffc107;"></div>	1	0	0	0
Total Votes Cast	3	100.00%	<div style="width: 100%; height: 10px; background-color: #ffc107;"></div>	3	0	0	0
Overvotes	0			0	0	0	0
Undervotes	1			1	0	0	0
Contest Totals	4			4	0	0	0

ALLEN TWP NEW WESTON & ROSSBURG

For Mississinawa Valley Lsd - Bd Of Ed (2) MISSISSINAWA LSD

Vote For 2

	TOTAL	VOTE %		Polling Place	Mail Absentee	Early Voting Absentee	Provisional
Matthew Hiestand	17	44.74%	<div style="width: 44.74%;"><div style="width: 44.74%;"></div></div>	13	3	1	0
Sandra Austerman-Skidmore	13	34.21%	<div style="width: 34.21%;"><div style="width: 34.21%;"></div></div>	11	2	0	0
Keith Threewits	8	21.05%	<div style="width: 21.05%;"><div style="width: 21.05%;"></div></div>	6	0	2	0
Total Votes Cast	38	100.00%	<div style="width: 100%;"><div style="width: 100%;"></div></div>	30	5	3	0
Overvotes	0			0	0	0	0
Undervotes	4			2	1	1	0
Contest Totals	42			32	6	4	0

For St. Henry Consolidated Lsd - Bd Of Ed (3) ST HENRY CLSD

Vote For 3

	TOTAL	VOTE %		Polling Place	Mail Absentee	Early Voting Absentee	Provisional
Ben Miller	5	41.67%	<div style="width: 41.67%;"><div style="width: 41.67%;"></div></div>	4	0	1	0
Gail Hess	4	33.33%	<div style="width: 33.33%;"><div style="width: 33.33%;"></div></div>	4	0	0	0
Andy Fullenkamp	3	25.00%	<div style="width: 25.00%;"><div style="width: 25.00%;"></div></div>	3	0	0	0
Total Votes Cast	12	100.00%	<div style="width: 100%;"><div style="width: 100%;"></div></div>	11	0	1	0
Overvotes	0			0	0	0	0
Undervotes	3			1	0	2	0
Contest Totals	15			12	0	3	0

Issue 1 - 0.6 mill Renewal - Tri-County Board of Recovery and Mental Health Services

Vote For 1

	TOTAL	VOTE %		Polling Place	Mail Absentee	Early Voting Absentee	Provisional
For the Tax Levy	58	77.33%	<div style="width: 77.33%;"><div style="width: 77.33%;"></div></div>	49	0	9	0
Against the Tax Levy	17	22.67%	<div style="width: 22.67%;"><div style="width: 22.67%;"></div></div>	15	1	1	0
Total Votes Cast	75	100.00%	<div style="width: 100%;"><div style="width: 100%;"></div></div>	64	1	10	0
Overvotes	0			0	0	0	0
Undervotes	3			1	2	0	0
Contest Totals	78			65	3	10	0

Issue 10 - NEW WESTON - (2.75) mill Renewal Tax

Vote For 1

	TOTAL	VOTE %		Polling Place	Mail Absentee	Early Voting Absentee	Provisional
For the Tax Levy	12	92.31%	<div style="width: 92.31%;"><div style="width: 92.31%;"></div></div>	12	0	0	0
Against the Tax Levy	1	7.69%	<div style="width: 7.69%;"><div style="width: 7.69%;"></div></div>	1	0	0	0
Total Votes Cast	13	100.00%	<div style="width: 100%;"><div style="width: 100%;"></div></div>	13	0	0	0
Overvotes	0			0	0	0	0
Undervotes	1			1	0	0	0
Contest Totals	14			14	0	0	0

BROWN TWP & ANSONIA VILLAGE

Statistics

	TOTAL	Polling Place	Mail Absentee	Early Voting Absentee	Provisional
Registered Voters - Total	1,235				
Ballots Cast - Total	264	246	1	17	0
Ballots Cast - Blank	0	0	0	0	0
Voter Turnout - Total	21.38%				

For Ansonia Village - Council ANSONIA

Vote For 4

	TOTAL	VOTE %		Polling Place	Mail Absentee	Early Voting Absentee	Provisional
John D. Middleton	90	27.19%	<div style="width: 27.19%;"></div>	83	0	7	0
Christa Everman	83	25.08%	<div style="width: 25.08%;"></div>	76	0	7	0
Steven A. Hilderbrand	80	24.17%	<div style="width: 24.17%;"></div>	72	0	8	0
Michael Hackler	78	23.56%	<div style="width: 23.56%;"></div>	72	0	6	0
Total Votes Cast	331	100.00%	<div style="width: 100%;"></div>	303	0	28	0
Overvotes	0			0	0	0	0
Undervotes	137			129	0	8	0
Contest Totals	468			432	0	36	0

For Brown Township - Trustee BROWN TWP

Vote For 2

	TOTAL	VOTE %		Polling Place	Mail Absentee	Early Voting Absentee	Provisional
Rick Moody	217	45.30%	<div style="width: 45.30%;"></div>	200	1	16	0
Andrew C. Prasuhn	115	24.01%	<div style="width: 24.01%;"></div>	102	1	12	0
Nathan Midlam	79	16.49%	<div style="width: 16.49%;"></div>	77	0	2	0
Jamie Spencer	68	14.20%	<div style="width: 14.20%;"></div>	64	0	4	0
Total Votes Cast	479	100.00%	<div style="width: 100%;"></div>	443	2	34	0
Overvotes	0			0	0	0	0
Undervotes	49			49	0	0	0
Contest Totals	528			492	2	34	0

For Darke County Educational Service Center Board DARKE CO BD OF EDUC

Vote For 3

	TOTAL	VOTE %		Polling Place	Mail Absentee	Early Voting Absentee	Provisional
Caroline R. Schmidt	166	34.95%	<div style="width: 34.95%;"></div>	153	0	13	0
Larry L. Besecker	162	34.11%	<div style="width: 34.11%;"></div>	150	0	12	0
Chad Booher	147	30.95%	<div style="width: 30.95%;"></div>	133	0	14	0
Total Votes Cast	475	100.00%	<div style="width: 100%;"></div>	436	0	39	0
Overvotes	0			0	0	0	0
Undervotes	317			302	3	12	0
Contest Totals	792			738	3	51	0

BROWN TWP & ANSONIA VILLAGE




For Darke County Board of Educational Service Center Board Unexpired DARKE CO BD OF EDUC

Vote For 1

	TOTAL	VOTE %	Polling Place	Mail Absentee	Early Voting Absentee	Provisional
No Valid Petition Filed	0		0	0	0	0
Total Votes Cast	0		0	0	0	0
Overvotes	0		0	0	0	0
Undervotes	264		246	1	17	0
Contest Totals	264		246	1	17	0



For Ansonia Lsd - Bd Of Ed (2) ANSONIA LSD

Vote For 2

	TOTAL	VOTE %	Polling Place	Mail Absentee	Early Voting Absentee	Provisional
Clarence A. Kammer	180	54.88% 	165	1	14	0
Tonya Wietholter	148	45.12% 	137	0	11	0
Total Votes Cast	328	100.00% 	302	1	25	0
Overvotes	0		0	0	0	0
Undervotes	186		176	1	9	0
Contest Totals	514		478	2	34	0





For Ansonia Lsd. Bd. of Ed. Unexpired ANSONIA LSD

Vote For 1

	TOTAL	VOTE %	Polling Place	Mail Absentee	Early Voting Absentee	Provisional
Daryl Riffle	213	100.00% 	196	1	16	0
Total Votes Cast	213	100.00% 	196	1	16	0
Overvotes	0		0	0	0	0
Undervotes	44		43	0	1	0
Contest Totals	257		239	1	17	0

For Mississinawa Valley Lsd - Bd Of Ed (2) MISSISSINAWA LSD




Vote For 2

	TOTAL	VOTE %	Polling Place	Mail Absentee	Early Voting Absentee	Provisional
Matthew Hiestand	5	50.00% 	5	0	0	0
Keith Threewits	5	50.00% 	5	0	0	0
Sandra Austerman-Skidmore	0	0.00% 	0	0	0	0
Total Votes Cast	10	100.00% 	10	0	0	0
Overvotes	0		0	0	0	0
Undervotes	4		4	0	0	0
Contest Totals	14		14	0	0	0

BROWN TWP & ANSONIA VILLAGE




Issue 1 - 0.6 mill Renewal - Tri-County Board of Recovery and Mental Health Services

Vote For 1

	TOTAL	VOTE %		Polling Place	Mail Absentee	Early Voting Absentee	Provisional
For the Tax Levy	181	69.35%		168	1	12	0
Against the Tax Levy	80	30.65%		75	0	5	0
Total Votes Cast	261	100.00%		243	1	17	0
Overvotes	0			0	0	0	0
Undervotes	3			3	0	0	0
Contest Totals	264			246	1	17	0

Issue 2 - ANSONIA - (3) mill Tax Renewal

Vote For 1

	TOTAL	VOTE %		Polling Place	Mail Absentee	Early Voting Absentee	Provisional
For the Tax Levy	87	75.65%		79	0	8	0
Against the Tax Levy	28	24.35%		27	0	1	0
Total Votes Cast	115	100.00%		106	0	9	0
Overvotes	0			0	0	0	0
Undervotes	2			2	0	0	0
Contest Totals	117			108	0	9	0




BUTLER AND CASTINE VILLAGE

Statistics

	TOTAL	Polling Place	Mail Absentee	Early Voting Absentee	Provisional
Registered Voters - Total	875				
Ballots Cast - Total	224	195	6	22	1
Ballots Cast - Blank	0	0	0	0	0
Voter Turnout - Total	25.60%				






For Castine Village - Mayor CASTINE

Vote For 1

	TOTAL	VOTE %		Polling Place	Mail Absentee	Early Voting Absentee	Provisional
Randy L. Clark	10	58.82%		8	1	0	1
Teresa M. Collins	7	41.18%		6	0	1	0
Total Votes Cast	17	100.00%		14	1	1	1
Overvotes	0			0	0	0	0
Undervotes	1			1	0	0	0
Contest Totals	18			15	1	1	1





For Castine Village - Council CASTINE

Vote For 4

	TOTAL	VOTE %		Polling Place	Mail Absentee	Early Voting Absentee	Provisional
Jo Ann Hoskins	16	100.00%		14	0	1	1
No Valid Petition Filed	0	0.00%		0	0	0	0
No Valid Petition Filed	0	0.00%		0	0	0	0
No Valid Petition Filed	0	0.00%		0	0	0	0
Total Votes Cast	16	100.00%		14	0	1	1
Overvotes	0			0	0	0	0
Undervotes	56			46	4	3	3
Contest Totals	72			60	4	4	4

For Butler Township - Trustee BUTLER TWP

Vote For 2

	TOTAL	VOTE %		Polling Place	Mail Absentee	Early Voting Absentee	Provisional
Curtis Yount	152	41.08%		132	6	14	0
Ryan T Crawford	126	34.05%		119	0	6	1
James Miller	92	24.86%		74	6	12	0
Total Votes Cast	370	100.00%		325	12	32	1
Overvotes	0			0	0	0	0
Undervotes	78			65	0	12	1
Contest Totals	448			390	12	44	2

BUTLER AND CASTINE VILLAGE

For Darke County Educational Service Center Board DARKE CO BD OF EDUC

Vote For 3

	TOTAL	VOTE %		Polling Place	Mail Absentee	Early Voting Absentee	Provisional
Larry L. Besecker	155	38.08%	<div style="width: 38.08%; background-color: #ffc107;"></div>	136	4	14	1
Chad Booher	128	31.45%	<div style="width: 31.45%; background-color: #ffc107;"></div>	110	4	14	0
Caroline R. Schmidt	124	30.47%	<div style="width: 30.47%; background-color: #ffc107;"></div>	106	5	13	0
Total Votes Cast	407	100.00%	<div style="width: 100%; background-color: #ffc107;"></div>	352	13	41	1
Overvotes	0			0	0	0	0
Undervotes	265			233	5	25	2
Contest Totals	672			585	18	66	3

For Darke County Board of Educational Service Center Board Unexpired DARKE CO BD OF EDUC

Vote For 1

	TOTAL	VOTE %		Polling Place	Mail Absentee	Early Voting Absentee	Provisional
No Valid Petition Filed	0			0	0	0	0
Total Votes Cast	0			0	0	0	0
Overvotes	0			0	0	0	0
Undervotes	224			195	6	22	1
Contest Totals	224			195	6	22	1

For Arcanum Butler Lsd - Bd Of Ed (2) ARCANUM LSD ARCANUM BUTLER LSD

Vote For 2

	TOTAL	VOTE %		Polling Place	Mail Absentee	Early Voting Absentee	Provisional
Joe LeMaster	94	100.00%	<div style="width: 100%; background-color: #ffc107;"></div>	81	1	11	1
No Valid Petition Filed	0	0.00%	<div style="width: 0%; background-color: #ffc107;"></div>	0	0	0	0
Total Votes Cast	94	100.00%	<div style="width: 100%; background-color: #ffc107;"></div>	81	1	11	1
Overvotes	0			0	0	0	0
Undervotes	166			141	5	19	1
Contest Totals	260			222	6	30	2

For Tri-village Lsd - Bd Of Ed (3) TRI VILLAGE LSD




Vote For 3

	TOTAL	VOTE %		Polling Place	Mail Absentee	Early Voting Absentee	Provisional
Thomas Schlechty	70	30.04%	<div style="width: 30.04%; background-color: #ffc107;"></div>	65	3	2	0
Darin S. Dubbs	61	26.18%	<div style="width: 26.18%; background-color: #ffc107;"></div>	55	3	3	0
Tracy K. Frech	53	22.75%	<div style="width: 22.75%; background-color: #ffc107;"></div>	48	0	5	0
Amy L. Farmer	49	21.03%	<div style="width: 21.03%; background-color: #ffc107;"></div>	40	2	7	0
Total Votes Cast	233	100.00%	<div style="width: 100%; background-color: #ffc107;"></div>	208	8	17	0
Overvotes	0			0	0	0	0
Undervotes	49			44	1	4	0
Contest Totals	282			252	9	21	0

BUTLER AND CASTINE VILLAGE




Issue 1 - 0.6 mill Renewal - Tri-County Board of Recovery and Mental Health Services

Vote For 1

	TOTAL	VOTE %		Polling Place	Mail Absentee	Early Voting Absentee	Provisional
For the Tax Levy	131	59.28%		114	4	12	1
Against the Tax Levy	90	40.72%		79	2	9	0
Total Votes Cast	221	100.00%		193	6	21	1
Overvotes	0			0	0	0	0
Undervotes	3			2	0	1	0
Contest Totals	224			195	6	22	1

Issue 20 - ARCANUM AMB DIST - (1.75) mill Additional Tax

Vote For 1

	TOTAL	VOTE %		Polling Place	Mail Absentee	Early Voting Absentee	Provisional
For the Tax Levy	45	56.96%		38	1	5	1
Against the Tax Levy	34	43.04%		30	0	4	0
Total Votes Cast	79	100.00%		68	1	9	1
Overvotes	0			0	0	0	0
Undervotes	1			1	0	0	0
Contest Totals	80			69	1	9	1





FRANKLIN TOWNSHIP

Statistics

	TOTAL	Polling Place	Mail Absentee	Early Voting Absentee	Provisional
Registered Voters - Total	698				
Ballots Cast - Total	211	195	5	10	1
Ballots Cast - Blank	0	0	0	0	0
Voter Turnout - Total	30.23%				





For Franklin Township - Trustee FRANKLIN TWP

Vote For 2

	TOTAL	VOTE %		Polling Place	Mail Absentee	Early Voting Absentee	Provisional
Roger E. Fourman	168	44.09%		155	4	8	1
Damon Winterrowd	111	29.13%		102	4	5	0
Devin M. Marker	102	26.77%		94	2	5	1
Total Votes Cast	381	100.00%		351	10	18	2
Overvotes	0			0	0	0	0
Undervotes	41			39	0	2	0
Contest Totals	422			390	10	20	2

For Darke County Educational Service Center Board DARKE CO BD OF EDUC

Vote For 3

	TOTAL	VOTE %		Polling Place	Mail Absentee	Early Voting Absentee	Provisional
Chad Booher	159	37.86%		145	5	8	1
Larry L. Besecker	139	33.10%		128	5	5	1
Caroline R. Schmidt	122	29.05%		113	3	5	1
Total Votes Cast	420	100.00%		386	13	18	3
Overvotes	0			0	0	0	0
Undervotes	174			160	2	12	0
Contest Totals	594			546	15	30	3

For Darke County Board of Educational Service Center Board Unexpired DARKE CO BD OF EDUC

Vote For 1

	TOTAL	VOTE %		Polling Place	Mail Absentee	Early Voting Absentee	Provisional
No Valid Petition Filed	0			0	0	0	0
Total Votes Cast	0			0	0	0	0
Overvotes	0			0	0	0	0
Undervotes	198			182	5	10	1
Contest Totals	198			182	5	10	1

FRANKLIN TOWNSHIP

For Miami County Educational Service Center Board MIAMI CO BD OF ED

Vote For 3

	TOTAL	VOTE %		Polling Place	Mail Absentee	Early Voting Absentee	Provisional
Laurie Haak	3	33.33%	<div style="width: 33.33%;"></div>	3	0	0	0
Neil C. Thiesing	3	33.33%	<div style="width: 33.33%;"></div>	3	0	0	0
Michael van Haaren	3	33.33%	<div style="width: 33.33%;"></div>	3	0	0	0
Total Votes Cast	9	100.00%	<div style="width: 100%;"></div>	9	0	0	0
Overvotes	0			0	0	0	0
Undervotes	0			0	0	0	0
Contest Totals	9			9	0	0	0

For Bradford Evsd - Bd Of Ed (3 BRADFORD EXEMPTED SD

Vote For 3

	TOTAL	VOTE %		Polling Place	Mail Absentee	Early Voting Absentee	Provisional
Scott J. Besecker	8	57.14%	<div style="width: 57.14%;"></div>	8	0	0	0
Trey Manuel	6	42.86%	<div style="width: 42.86%;"></div>	6	0	0	0
No Valid Petition Filed	0	0.00%	<div style="width: 0%;"></div>	0	0	0	0
Total Votes Cast	14	100.00%	<div style="width: 100%;"></div>	14	0	0	0
Overvotes	0			0	0	0	0
Undervotes	16			16	0	0	0
Contest Totals	30			30	0	0	0

For Franklin Monroe Lsd - Bd Of Ed (2) FRANKLIN MONROE LSD

Vote For 2

	TOTAL	VOTE %		Polling Place	Mail Absentee	Early Voting Absentee	Provisional
Scott Myers	160	100.00%	<div style="width: 100%;"></div>	148	5	6	1
No Valid Petition Filed	0	0.00%	<div style="width: 0%;"></div>	0	0	0	0
Total Votes Cast	160	100.00%	<div style="width: 100%;"></div>	148	5	6	1
Overvotes	0			0	0	0	0
Undervotes	236			216	5	14	1
Contest Totals	396			364	10	20	2

For Greenville Csd - Bd Of Ed (3) GREENVILLE CITY SD

Vote For 3

	TOTAL	VOTE %		Polling Place	Mail Absentee	Early Voting Absentee	Provisional
Brad Gettinger	0			0	0	0	0
Mark H. Libert	0			0	0	0	0
Krista Stump	0			0	0	0	0
Total Votes Cast	0			0	0	0	0
Overvotes	0			0	0	0	0
Undervotes	0			0	0	0	0
Contest Totals	0			0	0	0	0

FRANKLIN TOWNSHIP

For Newton Lsd - Bd Of Ed (3) NEWTON LSD

Vote For 3

	TOTAL	VOTE %		Polling Place	Mail Absentee	Early Voting Absentee	Provisional
Anne M. Case	3	33.33%		3	0	0	0
Lane Robbins	3	33.33%		3	0	0	0
Matt Downing	2	22.22%		2	0	0	0
Jason Tippie	1	11.11%		1	0	0	0
Total Votes Cast	9	100.00%		9	0	0	0
Overvotes	0			0	0	0	0
Undervotes	0			0	0	0	0
Contest Totals	9			9	0	0	0

Issue 1 - 0.6 mill Renewal - Tri-County Board of Recovery and Mental Health Services

Vote For 1

	TOTAL	VOTE %		Polling Place	Mail Absentee	Early Voting Absentee	Provisional
For the Tax Levy	138	66.35%		128	3	6	1
Against the Tax Levy	70	33.65%		64	2	4	0
Total Votes Cast	208	100.00%		192	5	10	1
Overvotes	0			0	0	0	0
Undervotes	3			3	0	0	0
Contest Totals	211			195	5	10	1

Issue 16 - BRADFORD EXEMPTED SD - Bonds and (1.84) mill Levy

Vote For 1

	TOTAL	VOTE %		Polling Place	Mail Absentee	Early Voting Absentee	Provisional
For the Bond Issue	9	90.00%		9	0	0	0
Against the Bond Issue	1	10.00%		1	0	0	0
Total Votes Cast	10	100.00%		10	0	0	0
Overvotes	0			0	0	0	0
Undervotes	0			0	0	0	0
Contest Totals	10			10	0	0	0

Issue 17 - GREENVILLE CITY SD - (4.15) mill Renewal Levy




Vote For 1

	TOTAL	VOTE %		Polling Place	Mail Absentee	Early Voting Absentee	Provisional
For the Tax Levy	0			0	0	0	0
Against the Tax Levy	0			0	0	0	0
Total Votes Cast	0			0	0	0	0
Overvotes	0			0	0	0	0
Undervotes	0			0	0	0	0
Contest Totals	0			0	0	0	0

FRANKLIN TOWNSHIP




Issue 19 NEWTON LSD - 0.75 per cent Additional Income Tax

Vote For 1

	TOTAL	VOTE %		Polling Place	Mail Absentee	Early Voting Absentee	Provisional
Against the Tax	3	100.00%		3	0	0	0
For the Tax	0	0.00%		0	0	0	0
Total Votes Cast	3	100.00%		3	0	0	0
Overvotes	0			0	0	0	0
Undervotes	0			0	0	0	0
Contest Totals	3			3	0	0	0

Issue 20 - ARCANUM AMB DIST - (1.75) mill Additional Tax

Vote For 1

	TOTAL	VOTE %		Polling Place	Mail Absentee	Early Voting Absentee	Provisional
For the Tax Levy	98	63.64%		89	2	6	1
Against the Tax Levy	56	36.36%		53	1	2	0
Total Votes Cast	154	100.00%		142	3	8	1
Overvotes	0			0	0	0	0
Undervotes	1			1	0	0	0
Contest Totals	155			143	3	8	1

GREENVILLE TWP EAST A

Statistics

	TOTAL	Polling Place	Mail Absentee	Early Voting Absentee	Provisional
Registered Voters - Total	627				
Ballots Cast - Total	112	89	2	19	2
Ballots Cast - Blank	0	0	0	0	0
Voter Turnout - Total	17.86%				

For Greenville Township - Trustee GREENVILLE TWP

Vote For 2

	TOTAL	VOTE %	Polling Place	Mail Absentee	Early Voting Absentee	Provisional
Justin Hines	83	52.87%	70	0	12	1
Jeremy Edger	74	47.13%	59	0	14	1
Total Votes Cast	157	100.00%	129	0	26	2
Overvotes	0		0	0	0	0
Undervotes	67		49	4	12	2
Contest Totals	224		178	4	38	4

For Darke County Educational Service Center Board DARKE CO BD OF EDUC

Vote For 3

	TOTAL	VOTE %	Polling Place	Mail Absentee	Early Voting Absentee	Provisional
Larry L. Besecker	0		0	0	0	0
Chad Booher	0		0	0	0	0
Caroline R. Schmidt	0		0	0	0	0
Total Votes Cast	0		0	0	0	0
Overvotes	0		0	0	0	0
Undervotes	6		6	0	0	0
Contest Totals	6		6	0	0	0

For Darke County Board of Educational Service Center Board Unexpired DARKE CO BD OF EDUC

Vote For 1

	TOTAL	VOTE %	Polling Place	Mail Absentee	Early Voting Absentee	Provisional
No Valid Petition Filed	0		0	0	0	0
Total Votes Cast	0		0	0	0	0
Overvotes	0		0	0	0	0
Undervotes	2		2	0	0	0
Contest Totals	2		2	0	0	0

GREENVILLE TWP EAST A

For Ansonia Lsd - Bd Of Ed (2) ANSONIA LSD

Vote For 2

	TOTAL	VOTE %		Polling Place	Mail Absentee	Early Voting Absentee	Provisional
Clarence A. Kammer	1	50.00%	<div style="width: 50%;"><div style="width: 50%;"></div></div>	1	0	0	0
Tonya Wietholter	1	50.00%	<div style="width: 50%;"><div style="width: 50%;"></div></div>	1	0	0	0
Total Votes Cast	2	100.00%	<div style="width: 100%;"><div style="width: 100%;"></div></div>	2	0	0	0
Overvotes	0			0	0	0	0
Undervotes	2			2	0	0	0
Contest Totals	4			4	0	0	0

For Ansonia Lsd. Bd. of Ed. Unexpired ANSONIA LSD

Vote For 1

	TOTAL	VOTE %		Polling Place	Mail Absentee	Early Voting Absentee	Provisional
Daryl Riffle	2	100.00%	<div style="width: 100%;"><div style="width: 100%;"></div></div>	2	0	0	0
Total Votes Cast	2	100.00%	<div style="width: 100%;"><div style="width: 100%;"></div></div>	2	0	0	0
Overvotes	0			0	0	0	0
Undervotes	0			0	0	0	0
Contest Totals	2			2	0	0	0

For Greenville Csd - Bd Of Ed (3) GREENVILLE CITY SD

Vote For 3

	TOTAL	VOTE %		Polling Place	Mail Absentee	Early Voting Absentee	Provisional
Krista Stump	85	39.91%	<div style="width: 39.91%;"><div style="width: 39.91%;"></div></div>	72	0	12	1
Brad Gettinger	66	30.99%	<div style="width: 30.99%;"><div style="width: 30.99%;"></div></div>	54	0	11	1
Mark H. Libert	62	29.11%	<div style="width: 29.11%;"><div style="width: 29.11%;"></div></div>	47	0	14	1
Total Votes Cast	213	100.00%	<div style="width: 100%;"><div style="width: 100%;"></div></div>	173	0	37	3
Overvotes	0			0	0	0	0
Undervotes	117			88	6	20	3
Contest Totals	330			261	6	57	6

Issue 1 - 0.6 mill Renewal - Tri-County Board of Recovery and Mental Health Services

Vote For 1

	TOTAL	VOTE %		Polling Place	Mail Absentee	Early Voting Absentee	Provisional
For the Tax Levy	60	54.05%	<div style="width: 54.05%;"><div style="width: 54.05%;"></div></div>	50	0	10	0
Against the Tax Levy	51	45.95%	<div style="width: 45.95%;"><div style="width: 45.95%;"></div></div>	39	2	8	2
Total Votes Cast	111	100.00%	<div style="width: 100%;"><div style="width: 100%;"></div></div>	89	2	18	2
Overvotes	0			0	0	0	0
Undervotes	1			0	0	1	0
Contest Totals	112			89	2	19	2

GREENVILLE TWP EAST A

Issue 17 - GREENVILLE CITY SD - (4.15) mill Renewal Levy

Vote For 1

	TOTAL	VOTE %		Polling Place	Mail Absentee	Early Voting Absentee	Provisional
Against the Tax Levy	56	51.85%		41	2	11	2
For the Tax Levy	52	48.15%		45	0	7	0
Total Votes Cast	108	100.00%		86	2	18	2
Overvotes	0			0	0	0	0
Undervotes	2			1	0	1	0
Contest Totals	110			87	2	19	2




GREENVILLE TWP EAST B

Statistics

	TOTAL	Polling Place	Mail Absentee	Early Voting Absentee	Provisional
Registered Voters - Total	841				
Ballots Cast - Total	177	137	4	35	1
Ballots Cast - Blank	0	0	0	0	0
Voter Turnout - Total	21.05%				

For Greenville Township - Trustee GREENVILLE TWP

Vote For 2

	TOTAL	VOTE %		Polling Place	Mail Absentee	Early Voting Absentee	Provisional
Justin Hines	123	50.62%		100	3	20	0
Jeremy Edger	120	49.38%		92	3	24	1
Total Votes Cast	243	100.00%		192	6	44	1
Overvotes	0			0	0	0	0
Undervotes	111			82	2	26	1
Contest Totals	354			274	8	70	2

For Darke County Educational Service Center Board DARKE CO BD OF EDUC

Vote For 3

	TOTAL	VOTE %		Polling Place	Mail Absentee	Early Voting Absentee	Provisional
Larry L. Besecker	0			0	0	0	0
Chad Booher	0			0	0	0	0
Caroline R. Schmidt	0			0	0	0	0
Total Votes Cast	0			0	0	0	0
Overvotes	0			0	0	0	0
Undervotes	0			0	0	0	0
Contest Totals	0			0	0	0	0

For Darke County Board of Educational Service Center Board Unexpired DARKE CO BD OF EDUC

Vote For 1

	TOTAL	VOTE %		Polling Place	Mail Absentee	Early Voting Absentee	Provisional
No Valid Petition Filed	0			0	0	0	0
Total Votes Cast	0			0	0	0	0
Overvotes	0			0	0	0	0
Undervotes	0			0	0	0	0
Contest Totals	0			0	0	0	0

GREENVILLE TWP EAST B





For Franklin Monroe Lsd - Bd Of Ed (2) FRANKLIN MONROE LSD

Vote For 2

	TOTAL	VOTE %	Polling Place	Mail Absentee	Early Voting Absentee	Provisional
Scott Myers	0		0	0	0	0
No Valid Petition Filed	0		0	0	0	0
Total Votes Cast	0		0	0	0	0
Overvotes	0		0	0	0	0
Undervotes	0		0	0	0	0
Contest Totals	0		0	0	0	0




For Greenville Csd - Bd Of Ed (3) GREENVILLE CITY SD

Vote For 3

	TOTAL	VOTE %	Polling Place	Mail Absentee	Early Voting Absentee	Provisional
Krista Stump	134	38.29% 	103	3	27	1
Brad Gettinger	117	33.43% 	91	3	23	0
Mark H. Libert	99	28.29% 	76	3	20	0
Total Votes Cast	350	100.00% 	270	9	70	1
Overvotes	0		0	0	0	0
Undervotes	181		141	3	35	2
Contest Totals	531		411	12	105	3




Issue 1 - 0.6 mill Renewal - Tri-County Board of Recovery and Mental Health Services

Vote For 1

	TOTAL	VOTE %	Polling Place	Mail Absentee	Early Voting Absentee	Provisional
For the Tax Levy	120	68.57% 	91	4	24	1
Against the Tax Levy	55	31.43% 	44	0	11	0
Total Votes Cast	175	100.00% 	135	4	35	1
Overvotes	0		0	0	0	0
Undervotes	2		2	0	0	0
Contest Totals	177		137	4	35	1

Issue 17 - GREENVILLE CITY SD - (4.15) mill Renewal Levy

Vote For 1

	TOTAL	VOTE %	Polling Place	Mail Absentee	Early Voting Absentee	Provisional
For the Tax Levy	112	64.37% 	86	4	21	1
Against the Tax Levy	62	35.63% 	49	0	13	0
Total Votes Cast	174	100.00% 	135	4	34	1
Overvotes	0		0	0	0	0
Undervotes	3		2	0	1	0
Contest Totals	177		137	4	35	1

GREENVILLE TWP WEST A

Statistics

	TOTAL	Polling Place	Mail Absentee	Early Voting Absentee	Provisional
Registered Voters - Total	885				
Ballots Cast - Total	152	119	3	30	0
Ballots Cast - Blank	1	1	0	0	0
Voter Turnout - Total	17.18%				

For Greenville Township - Trustee GREENVILLE TWP

Vote For 2

	TOTAL	VOTE %		Polling Place	Mail Absentee	Early Voting Absentee	Provisional
Jeremy Edger	116	53.21%		93	3	20	0
Justin Hines	102	46.79%		80	3	19	0
Total Votes Cast	218	100.00%		173	6	39	0
Overvotes	0			0	0	0	0
Undervotes	86			65	0	21	0
Contest Totals	304			238	6	60	0

For Greenville Csd - Bd Of Ed (3) GREENVILLE CITY SD

Vote For 3

	TOTAL	VOTE %		Polling Place	Mail Absentee	Early Voting Absentee	Provisional
Krista Stump	107	37.15%		84	3	20	0
Brad Gettinger	103	35.76%		83	3	17	0
Mark H. Libert	78	27.08%		60	3	15	0
Total Votes Cast	288	100.00%		227	9	52	0
Overvotes	0			0	0	0	0
Undervotes	168			130	0	38	0
Contest Totals	456			357	9	90	0

Issue 1 - 0.6 mill Renewal - Tri-County Board of Recovery and Mental Health Services




Vote For 1

	TOTAL	VOTE %		Polling Place	Mail Absentee	Early Voting Absentee	Provisional
For the Tax Levy	88	58.28%		71	3	14	0
Against the Tax Levy	63	41.72%		47	0	16	0
Total Votes Cast	151	100.00%		118	3	30	0
Overvotes	0			0	0	0	0
Undervotes	1			1	0	0	0
Contest Totals	152			119	3	30	0

GREENVILLE TWP WEST A

Issue 17 - GREENVILLE CITY SD - (4.15) mill Renewal Levy

Vote For 1

	TOTAL	VOTE %		Polling Place	Mail Absentee	Early Voting Absentee	Provisional
For the Tax Levy	80	53.69%		64	3	13	0
Against the Tax Levy	69	46.31%		52	0	17	0
Total Votes Cast	149	100.00%		116	3	30	0
Overvotes	0			0	0	0	0
Undervotes	3			3	0	0	0
Contest Totals	152			119	3	30	0




GREENVILLE TWP WEST B

Statistics

	TOTAL	Polling Place	Mail Absentee	Early Voting Absentee	Provisional
Registered Voters - Total	698				
Ballots Cast - Total	114	96	0	17	1
Ballots Cast - Blank	0	0	0	0	0
Voter Turnout - Total	16.33%				





For Greenville Township - Trustee GREENVILLE TWP

Vote For 2

	TOTAL	VOTE %		Polling Place	Mail Absentee	Early Voting Absentee	Provisional
Jeremy Edger	85	56.67%		73	0	11	1
Justin Hines	65	43.33%		53	0	12	0
Total Votes Cast	150	100.00%		126	0	23	1
Overvotes	0			0	0	0	0
Undervotes	78			66	0	11	1
Contest Totals	228			192	0	34	2

For Darke County Educational Service Center Board DARKE CO BD OF EDUC

Vote For 3

	TOTAL	VOTE %		Polling Place	Mail Absentee	Early Voting Absentee	Provisional
Larry L. Besecker	16	41.03%		12	0	3	1
Caroline R. Schmidt	13	33.33%		9	0	3	1
Chad Booher	10	25.64%		7	0	3	0
Total Votes Cast	39	100.00%		28	0	9	2
Overvotes	0			0	0	0	0
Undervotes	24			17	0	6	1
Contest Totals	63			45	0	15	3

For Darke County Board of Educational Service Center Board Unexpired DARKE CO BD OF EDUC




Vote For 1

	TOTAL	VOTE %		Polling Place	Mail Absentee	Early Voting Absentee	Provisional
No Valid Petition Filed	0			0	0	0	0
Total Votes Cast	0			0	0	0	0
Overvotes	0			0	0	0	0
Undervotes	21			15	0	5	1
Contest Totals	21			15	0	5	1

GREENVILLE TWP WEST B



For Ansonia Lsd - Bd Of Ed (2) ANSONIA LSD

Vote For 2

	TOTAL	VOTE %		Polling Place	Mail Absentee	Early Voting Absentee	Provisional
Tonya Wietholter	13	52.00%		9	0	3	1
Clarence A. Kammer	12	48.00%		7	0	5	0
Total Votes Cast	25	100.00%		16	0	8	1
Overvotes	0			0	0	0	0
Undervotes	17			14	0	2	1
Contest Totals	42			30	0	10	2





For Ansonia Lsd. Bd. of Ed. Unexpired ANSONIA LSD

Vote For 1

	TOTAL	VOTE %		Polling Place	Mail Absentee	Early Voting Absentee	Provisional
Daryl Riffle	16	100.00%		11	0	4	1
Total Votes Cast	16	100.00%		11	0	4	1
Overvotes	0			0	0	0	0
Undervotes	5			4	0	1	0
Contest Totals	21			15	0	5	1




For Greenville Csd - Bd Of Ed (3) GREENVILLE CITY SD

Vote For 3

	TOTAL	VOTE %		Polling Place	Mail Absentee	Early Voting Absentee	Provisional
Krista Stump	62	37.58%		56	0	6	0
Brad Gettinger	53	32.12%		49	0	4	0
Mark H. Libert	50	30.30%		45	0	5	0
Total Votes Cast	165	100.00%		150	0	15	0
Overvotes	0			0	0	0	0
Undervotes	114			93	0	21	0
Contest Totals	279			243	0	36	0

Issue 1 - 0.6 mill Renewal - Tri-County Board of Recovery and Mental Health Services




Vote For 1

	TOTAL	VOTE %		Polling Place	Mail Absentee	Early Voting Absentee	Provisional
For the Tax Levy	63	56.76%		52	0	10	1
Against the Tax Levy	48	43.24%		41	0	7	0
Total Votes Cast	111	100.00%		93	0	17	1
Overvotes	0			0	0	0	0
Undervotes	3			3	0	0	0
Contest Totals	114			96	0	17	1

GREENVILLE TWP WEST B

Issue 17 - GREENVILLE CITY SD - (4.15) mill Renewal Levy

Vote For 1

	TOTAL	VOTE %		Polling Place	Mail Absentee	Early Voting Absentee	Provisional
For the Tax Levy	49	53.26%		41	0	8	0
Against the Tax Levy	43	46.74%		39	0	4	0
Total Votes Cast	92	100.00%		80	0	12	0
Overvotes	0			0	0	0	0
Undervotes	1			1	0	0	0
Contest Totals	93			81	0	12	0

HARRISON WEST & HOLLANSBURG

Statistics

	TOTAL	Polling Place	Mail Absentee	Early Voting Absentee	Provisional
Registered Voters - Total	638				
Ballots Cast - Total	176	151	7	15	3
Ballots Cast - Blank	0	0	0	0	0
Voter Turnout - Total	27.59%				




For Hollansburg Village - Council HOLLANSBURG

Vote For 4

	TOTAL	VOTE %	Polling Place	Mail Absentee	Early Voting Absentee	Provisional
No Valid Petition Filed	0		0	0	0	0
No Valid Petition Filed	0		0	0	0	0
No Valid Petition Filed	0		0	0	0	0
No Valid Petition Filed	0		0	0	0	0
Total Votes Cast	0		0	0	0	0
Overvotes	0		0	0	0	0
Undervotes	116		92	4	16	4
Contest Totals	116		92	4	16	4





For Harrison Township - Trustee HARRISON TWP

Vote For 2

	TOTAL	VOTE %	Polling Place	Mail Absentee	Early Voting Absentee	Provisional
Russell W. Bennett	131	53.47% 	112	4	13	2
Robert A. Godown	114	46.53% 	102	0	10	2
Total Votes Cast	245	100.00% 	214	4	23	4
Overvotes	0		0	0	0	0
Undervotes	107		88	10	7	2
Contest Totals	352		302	14	30	6

For Darke County Educational Service Center Board DARKE CO BD OF EDUC

Vote For 3

	TOTAL	VOTE %	Polling Place	Mail Absentee	Early Voting Absentee	Provisional
Larry L. Besecker	116	34.94% 	104	0	11	1
Caroline R. Schmidt	111	33.43% 	97	4	8	2
Chad Booher	105	31.63% 	94	2	8	1
Total Votes Cast	332	100.00% 	295	6	27	4
Overvotes	0		0	0	0	0
Undervotes	187		149	15	18	5
Contest Totals	519		444	21	45	9

HARRISON WEST & HOLLANSBURG





For Darke County Board of Educational Service Center Board Unexpired DARKE CO BD OF EDUC

Vote For 1

	TOTAL	VOTE %	Polling Place	Mail Absentee	Early Voting Absentee	Provisional
No Valid Petition Filed	0		0	0	0	0
Total Votes Cast	0		0	0	0	0
Overvotes	0		0	0	0	0
Undervotes	173		148	7	15	3
Contest Totals	173		148	7	15	3






For Preble Co - Educational Service Center Board PREBLE CO BD OF ED

Vote For 3

	TOTAL	VOTE %	Polling Place	Mail Absentee	Early Voting Absentee	Provisional
Peggy Crabtree	3	60.00% 	3	0	0	0
Ashley Garnett	2	40.00% 	2	0	0	0
No Valid Petition Filed	0	0.00% 	0	0	0	0
Total Votes Cast	5	100.00% 	5	0	0	0
Overvotes	0		0	0	0	0
Undervotes	4		4	0	0	0
Contest Totals	9		9	0	0	0






For National Trails Lsd - Bd Of Ed (3) NATIONAL TRAIL LSD

Vote For 3

	TOTAL	VOTE %	Polling Place	Mail Absentee	Early Voting Absentee	Provisional
David Harris	3	33.33% 	3	0	0	0
Cari Vonderhaar	3	33.33% 	3	0	0	0
Cynthia E. Lee	2	22.22% 	2	0	0	0
Gary L. Moore	1	11.11% 	1	0	0	0
Total Votes Cast	9	100.00% 	9	0	0	0
Overvotes	0		0	0	0	0
Undervotes	0		0	0	0	0
Contest Totals	9		9	0	0	0

For Tri-village Lsd - Bd Of Ed (3) TRI VILLAGE LSD




Vote For 3

	TOTAL	VOTE %	Polling Place	Mail Absentee	Early Voting Absentee	Provisional
Darin S. Dubbs	115	27.19% 	100	1	11	3
Tracy K. Frech	114	26.95% 	101	3	7	3
Thomas Schlechty	106	25.06% 	92	5	8	1
Amy L. Farmer	88	20.80% 	74	2	10	2
Total Votes Cast	423	100.00% 	367	11	36	9
Overvotes	0		0	0	0	0
Undervotes	96		77	10	9	0
Contest Totals	519		444	21	45	9

HARRISON WEST & HOLLANSBURG




Issue 1 - 0.6 mill Renewal - Tri-County Board of Recovery and Mental Health Services

Vote For 1

	TOTAL	VOTE %		Polling Place	Mail Absentee	Early Voting Absentee	Provisional
For the Tax Levy	94	54.02%		81	2	10	1
Against the Tax Levy	80	45.98%		68	5	5	2
Total Votes Cast	174	100.00%		149	7	15	3
Overvotes	0			0	0	0	0
Undervotes	2			2	0	0	0
Contest Totals	176			151	7	15	3




Issue 8 - HOLLANSBURG - (6) mill Renewal Tax

Vote For 1

	TOTAL	VOTE %		Polling Place	Mail Absentee	Early Voting Absentee	Provisional
For the Tax Levy	20	71.43%		15	1	3	1
Against the Tax Levy	8	28.57%		8	0	0	0
Total Votes Cast	28	100.00%		23	1	3	1
Overvotes	0			0	0	0	0
Undervotes	1			0	0	1	0
Contest Totals	29			23	1	4	1

Issue 23 - HARRISON TWP UNINC - (2.5) mill Additional Tax

Vote For 1

	TOTAL	VOTE %		Polling Place	Mail Absentee	Early Voting Absentee	Provisional
For the Tax Levy	80	55.17%		73	0	5	2
Against the Tax Levy	65	44.83%		53	6	6	0
Total Votes Cast	145	100.00%		126	6	11	2
Overvotes	0			0	0	0	0
Undervotes	2			2	0	0	0
Contest Totals	147			128	6	11	2

HARRISON EAST & NEW MADISON

Statistics

	TOTAL	Polling Place	Mail Absentee	Early Voting Absentee	Provisional
Registered Voters - Total	978				
Ballots Cast - Total	315	289	6	19	1
Ballots Cast - Blank	0	0	0	0	0
Voter Turnout - Total	32.21%				





For New Madison Village - Council NEW MADISON

Vote For 4

	TOTAL	VOTE %	Polling Place	Mail Absentee	Early Voting Absentee	Provisional
No Valid Petition Filed	0		0	0	0	0
No Valid Petition Filed	0		0	0	0	0
No Valid Petition Filed	0		0	0	0	0
No Valid Petition Filed	0		0	0	0	0
Total Votes Cast	0		0	0	0	0
Overvotes	0		0	0	0	0
Undervotes	736		672	8	56	0
Contest Totals	736		672	8	56	0




For Butler Township - Trustee BUTLER TWP

Vote For 2

	TOTAL	VOTE %	Polling Place	Mail Absentee	Early Voting Absentee	Provisional
Ryan T Crawford	32	37.65% 	31	0	1	0
Curtis Yount	27	31.76% 	24	0	3	0
James Miller	26	30.59% 	24	0	2	0
Total Votes Cast	85	100.00% 	79	0	6	0
Overvotes	0		0	0	0	0
Undervotes	21		21	0	0	0
Contest Totals	106		100	0	6	0

For Harrison Township - Trustee HARRISON TWP

Vote For 2

	TOTAL	VOTE %	Polling Place	Mail Absentee	Early Voting Absentee	Provisional
Russell W. Bennett	179	50.14% 	167	3	9	0
Robert A. Godown	178	49.86% 	164	5	8	1
Total Votes Cast	357	100.00% 	331	8	17	1
Overvotes	0		0	0	0	0
Undervotes	167		147	4	15	1
Contest Totals	524		478	12	32	2

HARRISON EAST & NEW MADISON

For Darke County Educational Service Center Board DARKE CO BD OF EDUC

Vote For 3

	TOTAL	VOTE %		Polling Place	Mail Absentee	Early Voting Absentee	Provisional
Chad Booher	177	34.37%	<div style="width: 34.37%; background-color: #ffc107;"></div>	163	3	11	0
Larry L. Besecker	172	33.40%	<div style="width: 33.40%; background-color: #ffc107;"></div>	152	4	15	1
Caroline R. Schmidt	166	32.23%	<div style="width: 32.23%; background-color: #ffc107;"></div>	153	3	10	0
Total Votes Cast	515	100.00%	<div style="width: 100%; background-color: #ffc107;"></div>	468	10	36	1
Overvotes	0			0	0	0	0
Undervotes	430			399	8	21	2
Contest Totals	945			867	18	57	3

For Darke County Board of Educational Service Center Board Unexpired DARKE CO BD OF EDUC

Vote For 1

	TOTAL	VOTE %		Polling Place	Mail Absentee	Early Voting Absentee	Provisional
No Valid Petition Filed	0			0	0	0	0
Total Votes Cast	0			0	0	0	0
Overvotes	0			0	0	0	0
Undervotes	315			289	6	19	1
Contest Totals	315			289	6	19	1

For Preble Co - Educational Service Center Board PREBLE CO BD OF ED

Vote For 3

	TOTAL	VOTE %		Polling Place	Mail Absentee	Early Voting Absentee	Provisional
Peggy Crabtree	0			0	0	0	0
Ashley Garnett	0			0	0	0	0
No Valid Petition Filed	0			0	0	0	0
Total Votes Cast	0			0	0	0	0
Overvotes	0			0	0	0	0
Undervotes	0			0	0	0	0
Contest Totals	0			0	0	0	0

For National Trails Lsd - Bd Of Ed (3) NATIONAL TRAIL LSD

Vote For 3

	TOTAL	VOTE %		Polling Place	Mail Absentee	Early Voting Absentee	Provisional
David Harris	0			0	0	0	0
Cynthia E. Lee	0			0	0	0	0
Gary L. Moore	0			0	0	0	0
Cari Vonderhaar	0			0	0	0	0
Total Votes Cast	0			0	0	0	0
Overvotes	0			0	0	0	0
Undervotes	0			0	0	0	0
Contest Totals	0			0	0	0	0

HARRISON EAST & NEW MADISON

For Tri-village Lsd - Bd Of Ed (3) TRI VILLAGE LSD

Vote For 3

	TOTAL	VOTE %		Polling Place	Mail Absentee	Early Voting Absentee	Provisional
Thomas Schlechty	207	27.53%		190	6	10	1
Darin S. Dubbs	188	25.00%		175	4	8	1
Tracy K. Frech	185	24.60%		172	4	9	0
Amy L. Farmer	172	22.87%		156	3	13	0
Total Votes Cast	752	100.00%		693	17	40	2
Overvotes	0			0	0	0	0
Undervotes	193			174	1	17	1
Contest Totals	945			867	18	57	3

Issue 1 - 0.6 mill Renewal - Tri-County Board of Recovery and Mental Health Services

Vote For 1

	TOTAL	VOTE %		Polling Place	Mail Absentee	Early Voting Absentee	Provisional
For the Tax Levy	208	67.10%		191	4	13	0
Against the Tax Levy	102	32.90%		93	2	6	1
Total Votes Cast	310	100.00%		284	6	19	1
Overvotes	0			0	0	0	0
Undervotes	5			5	0	0	0
Contest Totals	315			289	6	19	1

Issue 9 - NEW MADISON - (1) mill Renewal Tax

Vote For 1

	TOTAL	VOTE %		Polling Place	Mail Absentee	Early Voting Absentee	Provisional
For the Tax Levy	140	76.92%		130	0	10	0
Against the Tax Levy	42	23.08%		36	2	4	0
Total Votes Cast	182	100.00%		166	2	14	0
Overvotes	0			0	0	0	0
Undervotes	2			2	0	0	0
Contest Totals	184			168	2	14	0

Issue 23 - HARRISON TWP UNINC - (2.5) mill Additional Tax

Vote For 1

	TOTAL	VOTE %		Polling Place	Mail Absentee	Early Voting Absentee	Provisional
Against the Tax Levy	66	51.97%		60	4	2	0
For the Tax Levy	61	48.03%		57	0	3	1
Total Votes Cast	127	100.00%		117	4	5	1
Overvotes	0			0	0	0	0
Undervotes	4			4	0	0	0
Contest Totals	131			121	4	5	1

UNION CITY VILLAGE

Statistics

	TOTAL	Polling Place	Mail Absentee	Early Voting Absentee	Provisional
Registered Voters - Total	838				
Ballots Cast - Total	94	69	11	14	0
Ballots Cast - Blank	0	0	0	0	0
Voter Turnout - Total	11.22%				

For Union City Village - Mayor UNION CITY

Vote For 1

	TOTAL	VOTE %		Polling Place	Mail Absentee	Early Voting Absentee	Provisional
Duane K. Pouder	85	100.00%	<div style="width: 100%; height: 10px; background-color: #ffc107;"></div>	65	9	11	0
Total Votes Cast	85	100.00%	<div style="width: 100%; height: 10px; background-color: #ffc107;"></div>	65	9	11	0
Overvotes	0			0	0	0	0
Undervotes	9			4	2	3	0
Contest Totals	94			69	11	14	0

For Union City Village - Council UNION CITY

Vote For 4

	TOTAL	VOTE %		Polling Place	Mail Absentee	Early Voting Absentee	Provisional
Bradley Horsley	72	70.59%	<div style="width: 70.59%; height: 10px; background-color: #ffc107;"></div>	55	8	9	0
Write-In: Zachary Pruitt	15	14.71%	<div style="width: 14.71%; height: 10px; background-color: #ffc107;"></div>	14	0	1	0
Write-In: Nicole Whitesel	13	12.75%	<div style="width: 12.75%; height: 10px; background-color: #ffc107;"></div>	13	0	0	0
No Valid Petition Filed	0	0.00%		0	0	0	0
Write-In Totals	30	29.41%	<div style="width: 29.41%; height: 10px; background-color: #ffc107;"></div>	28	0	2	0
Not Assigned	2	1.96%	<div style="width: 1.96%; height: 10px; background-color: #ffc107;"></div>	1	0	1	0
Total Votes Cast	102	100.00%	<div style="width: 100%; height: 10px; background-color: #ffc107;"></div>	83	8	11	0
Overvotes	0			0	0	0	0
Undervotes	274			193	36	45	0
Contest Totals	376			276	44	56	0

For Jackson Township - Trustee JACKSON TWP





Vote For 2

	TOTAL	VOTE %		Polling Place	Mail Absentee	Early Voting Absentee	Provisional
Doug Longfellow	86	100.00%	<div style="width: 100%; height: 10px; background-color: #ffc107;"></div>	62	10	14	0
No Valid Petition Filed	0	0.00%		0	0	0	0
Total Votes Cast	86	100.00%	<div style="width: 100%; height: 10px; background-color: #ffc107;"></div>	62	10	14	0
Overvotes	0			0	0	0	0
Undervotes	102			76	12	14	0
Contest Totals	188			138	22	28	0

UNION CITY VILLAGE

For Darke County Educational Service Center Board DARKE CO BD OF EDUC

Vote For 3

	TOTAL	VOTE %		Polling Place	Mail Absentee	Early Voting Absentee	Provisional
Larry L. Besecker	64	34.22%		45	10	9	0
Caroline R. Schmidt	64	34.22%		44	10	10	0
Chad Booher	59	31.55%		40	10	9	0
Total Votes Cast	187	100.00%		129	30	28	0
Overvotes	0			0	0	0	0
Undervotes	95			78	3	14	0
Contest Totals	282			207	33	42	0





For Darke County Board of Educational Service Center Board Unexpired DARKE CO BD OF EDUC

Vote For 1

	TOTAL	VOTE %		Polling Place	Mail Absentee	Early Voting Absentee	Provisional
No Valid Petition Filed	0			0	0	0	0
Total Votes Cast	0			0	0	0	0
Overvotes	0			0	0	0	0
Undervotes	94			69	11	14	0
Contest Totals	94			69	11	14	0




For Mississinawa Valley Lsd - Bd Of Ed (2) MISSISSINAWA LSD

Vote For 2

	TOTAL	VOTE %		Polling Place	Mail Absentee	Early Voting Absentee	Provisional
Sandra Austerman-Skidmore	67	41.10%		51	9	7	0
Matthew Hiestand	56	34.36%		41	7	8	0
Keith Threewits	40	24.54%		23	6	11	0
Total Votes Cast	163	100.00%		115	22	26	0
Overvotes	0			0	0	0	0
Undervotes	25			23	0	2	0
Contest Totals	188			138	22	28	0

Issue 1 - 0.6 mill Renewal - Tri-County Board of Recovery and Mental Health Services




Vote For 1

	TOTAL	VOTE %		Polling Place	Mail Absentee	Early Voting Absentee	Provisional
For the Tax Levy	67	71.28%		47	11	9	0
Against the Tax Levy	27	28.72%		22	0	5	0
Total Votes Cast	94	100.00%		69	11	14	0
Overvotes	0			0	0	0	0
Undervotes	0			0	0	0	0
Contest Totals	94			69	11	14	0

UNION CITY VILLAGE

Issue 14 - UNION CITY - Casey's Liquor Option

Vote For 1

	TOTAL	VOTE %		Polling Place	Mail Absentee	Early Voting Absentee	Provisional
YES	56	60.22%		45	2	9	0
NO	37	39.78%		23	9	5	0
Total Votes Cast	93	100.00%		68	11	14	0
Overvotes	0			0	0	0	0
Undervotes	1			1	0	0	0
Contest Totals	94			69	11	14	0




JACKSON TOWNSHIP

Statistics

	TOTAL	Polling Place	Mail Absentee	Early Voting Absentee	Provisional
Registered Voters - Total	714				
Ballots Cast - Total	146	126	7	13	0
Ballots Cast - Blank	0	0	0	0	0
Voter Turnout - Total	20.45%				





For Jackson Township - Trustee JACKSON TWP

Vote For 2

	TOTAL	VOTE %		Polling Place	Mail Absentee	Early Voting Absentee	Provisional
Doug Longfellow	128	100.00%		110	7	11	0
No Valid Petition Filed	0	0.00%		0	0	0	0
Total Votes Cast	128	100.00%		110	7	11	0
Overvotes	0			0	0	0	0
Undervotes	164			142	7	15	0
Contest Totals	292			252	14	26	0

For Darke County Educational Service Center Board DARKE CO BD OF EDUC

Vote For 3

	TOTAL	VOTE %		Polling Place	Mail Absentee	Early Voting Absentee	Provisional
Larry L. Besecker	91	35.00%		77	7	7	0
Caroline R. Schmidt	88	33.85%		74	6	8	0
Chad Booher	81	31.15%		68	7	6	0
Total Votes Cast	260	100.00%		219	20	21	0
Overvotes	0			0	0	0	0
Undervotes	178			159	1	18	0
Contest Totals	438			378	21	39	0

For Darke County Board of Educational Service Center Board Unexpired DARKE CO BD OF EDUC





Vote For 1

	TOTAL	VOTE %		Polling Place	Mail Absentee	Early Voting Absentee	Provisional
No Valid Petition Filed	0			0	0	0	0
Total Votes Cast	0			0	0	0	0
Overvotes	0			0	0	0	0
Undervotes	146			126	7	13	0
Contest Totals	146			126	7	13	0

JACKSON TOWNSHIP




For Mississinawa Valley Lsd - Bd Of Ed (2) MISSISSINAWA LSD

Vote For 2

	TOTAL	VOTE %		Polling Place	Mail Absentee	Early Voting Absentee	Provisional
Matthew Hiestand	109	42.25%		97	5	7	0
Sandra Austerman-Skidmore	90	34.88%		77	6	7	0
Keith Threewits	59	22.87%		50	3	6	0
Total Votes Cast	258	100.00%		224	14	20	0
Overvotes	0			0	0	0	0
Undervotes	34			28	0	6	0
Contest Totals	292			252	14	26	0

Issue 1 - 0.6 mill Renewal - Tri-County Board of Recovery and Mental Health Services

Vote For 1

	TOTAL	VOTE %		Polling Place	Mail Absentee	Early Voting Absentee	Provisional
For the Tax Levy	86	59.72%		77	1	8	0
Against the Tax Levy	58	40.28%		48	5	5	0
Total Votes Cast	144	100.00%		125	6	13	0
Overvotes	0			0	0	0	0
Undervotes	2			1	1	0	0
Contest Totals	146			126	7	13	0

LIBERTY TWP. & PALESTINE

Statistics

	TOTAL	Polling Place	Mail Absentee	Early Voting Absentee	Provisional
Registered Voters - Total	616				
Ballots Cast - Total	152	136	10	6	0
Ballots Cast - Blank	0	0	0	0	0
Voter Turnout - Total	24.68%				




For Palestine Village - Council PALESTINE

Vote For 4

	TOTAL	VOTE %	Polling Place	Mail Absentee	Early Voting Absentee	Provisional
No Valid Petition Filed	0		0	0	0	0
No Valid Petition Filed	0		0	0	0	0
No Valid Petition Filed	0		0	0	0	0
No Valid Petition Filed	0		0	0	0	0
Total Votes Cast	0		0	0	0	0
Overvotes	0		0	0	0	0
Undervotes	156		148	4	4	0
Contest Totals	156		148	4	4	0





For Liberty Township - Trustee LIBERTY TWP

Vote For 2

	TOTAL	VOTE %	Polling Place	Mail Absentee	Early Voting Absentee	Provisional
Michael W. Foreman	136	100.00% 	122	9	5	0
No Valid Petition Filed	0	0.00% 	0	0	0	0
Total Votes Cast	136	100.00% 	122	9	5	0
Overvotes	0		0	0	0	0
Undervotes	168		150	11	7	0
Contest Totals	304		272	20	12	0

For Darke County Educational Service Center Board DARKE CO BD OF EDUC

Vote For 3

	TOTAL	VOTE %	Polling Place	Mail Absentee	Early Voting Absentee	Provisional
Larry L. Besecker	87	34.39% 	79	6	2	0
Chad Booher	84	33.20% 	74	6	4	0
Caroline R. Schmidt	82	32.41% 	70	9	3	0
Total Votes Cast	253	100.00% 	223	21	9	0
Overvotes	0		0	0	0	0
Undervotes	203		185	9	9	0
Contest Totals	456		408	30	18	0

LIBERTY TWP. & PALESTINE

For Darke County Board of Educational Service Center Board Unexpired DARKE CO BD OF EDUC

Vote For 1

	TOTAL	VOTE %	Polling Place	Mail Absentee	Early Voting Absentee	Provisional
No Valid Petition Filed	0		0	0	0	0
Total Votes Cast	0		0	0	0	0
Overvotes	0		0	0	0	0
Undervotes	152		136	10	6	0
Contest Totals	152		136	10	6	0






For Greenville Csd - Bd Of Ed (3) GREENVILLE CITY SD

Vote For 3

	TOTAL	VOTE %	Polling Place	Mail Absentee	Early Voting Absentee	Provisional
Brad Gettinger	0		0	0	0	0
Mark H. Libert	0		0	0	0	0
Krista Stump	0		0	0	0	0
Total Votes Cast	0		0	0	0	0
Overvotes	0		0	0	0	0
Undervotes	0		0	0	0	0
Contest Totals	0		0	0	0	0




For Tri-village Lsd - Bd Of Ed (3) TRI VILLAGE LSD

Vote For 3

	TOTAL	VOTE %	Polling Place	Mail Absentee	Early Voting Absentee	Provisional
Amy L. Farmer	110	32.84% 	97	9	4	0
Thomas Schlechty	85	25.37% 	82	1	2	0
Tracy K. Frech	77	22.99% 	67	9	1	0
Darin S. Dubbs	63	18.81% 	54	7	2	0
Total Votes Cast	335	100.00% 	300	26	9	0
Overvotes	0		0	0	0	0
Undervotes	121		108	4	9	0
Contest Totals	456		408	30	18	0

Issue 1 - 0.6 mill Renewal - Tri-County Board of Recovery and Mental Health Services




Vote For 1

	TOTAL	VOTE %	Polling Place	Mail Absentee	Early Voting Absentee	Provisional
For the Tax Levy	101	66.45% 	91	5	5	0
Against the Tax Levy	51	33.55% 	45	5	1	0
Total Votes Cast	152	100.00% 	136	10	6	0
Overvotes	0		0	0	0	0
Undervotes	0		0	0	0	0
Contest Totals	152		136	10	6	0

LIBERTY TWP. & PALESTINE

Issue 11 - PALESTINE - (2.3) mill Renewal Tax

Vote For 1

	TOTAL	VOTE %		Polling Place	Mail Absentee	Early Voting Absentee	Provisional
For the Tax Levy	31	79.49%		29	1	1	0
Against the Tax Levy	8	20.51%		8	0	0	0
Total Votes Cast	39	100.00%		37	1	1	0
Overvotes	0			0	0	0	0
Undervotes	0			0	0	0	0
Contest Totals	39			37	1	1	0

Issue 17 - GREENVILLE CITY SD - (4.15) mill Renewal Levy

Vote For 1

	TOTAL	VOTE %		Polling Place	Mail Absentee	Early Voting Absentee	Provisional
For the Tax Levy	0			0	0	0	0
Against the Tax Levy	0			0	0	0	0
Total Votes Cast	0			0	0	0	0
Overvotes	0			0	0	0	0
Undervotes	0			0	0	0	0
Contest Totals	0			0	0	0	0




MISSISSINAWA TOWNSHIP

Statistics

	TOTAL	Polling Place	Mail Absentee	Early Voting Absentee	Provisional
Registered Voters - Total	468				
Ballots Cast - Total	42	38	0	4	0
Ballots Cast - Blank	0	0	0	0	0
Voter Turnout - Total	8.97%				





For Mississinawa Township - Trustee MISSISSINAWA TWP

Vote For 2

	TOTAL	VOTE %		Polling Place	Mail Absentee	Early Voting Absentee	Provisional
Jeffrey Keller	37	50.68%		35	0	2	0
Timothy L. Stump	36	49.32%		33	0	3	0
Total Votes Cast	73	100.00%		68	0	5	0
Overvotes	0			0	0	0	0
Undervotes	11			8	0	3	0
Contest Totals	84			76	0	8	0

For Darke County Educational Service Center Board DARKE CO BD OF EDUC

Vote For 3

	TOTAL	VOTE %		Polling Place	Mail Absentee	Early Voting Absentee	Provisional
Larry L. Besecker	25	35.21%		22	0	3	0
Chad Booher	24	33.80%		22	0	2	0
Caroline R. Schmidt	22	30.99%		21	0	1	0
Total Votes Cast	71	100.00%		65	0	6	0
Overvotes	0			0	0	0	0
Undervotes	37			31	0	6	0
Contest Totals	108			96	0	12	0

For Darke County Board of Educational Service Center Board Unexpired DARKE CO BD OF EDUC

Vote For 1

	TOTAL	VOTE %		Polling Place	Mail Absentee	Early Voting Absentee	Provisional
No Valid Petition Filed	0			0	0	0	0
Total Votes Cast	0			0	0	0	0
Overvotes	0			0	0	0	0
Undervotes	36			32	0	4	0
Contest Totals	36			32	0	4	0

MISSISSINAWA TOWNSHIP

For Mercer County Educational Service Center Board MERCER CO BD OF ED

Vote For 3

	TOTAL	VOTE %		Polling Place	Mail Absentee	Early Voting Absentee	Provisional
Tess Mescher	5	55.56%	<div style="width: 55.56%;"><div style="width: 55.56%;"></div></div>	5	0	0	0
Jeff Davis	4	44.44%	<div style="width: 44.44%;"><div style="width: 44.44%;"></div></div>	4	0	0	0
Write-In Totals	0	0.00%	<div style="width: 0.00%;"><div style="width: 0.00%;"></div></div>	0	0	0	0
Not Assigned	0	0.00%	<div style="width: 0.00%;"><div style="width: 0.00%;"></div></div>	0	0	0	0
Total Votes Cast	9	100.00%	<div style="width: 100.00%;"><div style="width: 100.00%;"></div></div>	9	0	0	0
Overvotes	0			0	0	0	0
Undervotes	9			9	0	0	0
Contest Totals	18			18	0	0	0

For Mercer County Educational Service Center Board Unexpired MERCER CO BD OF ED

Vote For 1

	TOTAL	VOTE %		Polling Place	Mail Absentee	Early Voting Absentee	Provisional
Ryan F. Thompson	4	100.00%	<div style="width: 100.00%;"><div style="width: 100.00%;"></div></div>	4	0	0	0
Total Votes Cast	4	100.00%	<div style="width: 100.00%;"><div style="width: 100.00%;"></div></div>	4	0	0	0
Overvotes	0			0	0	0	0
Undervotes	2			2	0	0	0
Contest Totals	6			6	0	0	0

For Ft. Recovery Lsd - Bd Of Ed (2) FT RECOVERY LSD

Vote For 2

	TOTAL	VOTE %		Polling Place	Mail Absentee	Early Voting Absentee	Provisional
Nick Wehrkamp	5	55.56%	<div style="width: 55.56%;"><div style="width: 55.56%;"></div></div>	5	0	0	0
Sean Kahlig	4	44.44%	<div style="width: 44.44%;"><div style="width: 44.44%;"></div></div>	4	0	0	0
Total Votes Cast	9	100.00%	<div style="width: 100.00%;"><div style="width: 100.00%;"></div></div>	9	0	0	0
Overvotes	0			0	0	0	0
Undervotes	3			3	0	0	0
Contest Totals	12			12	0	0	0

For Mississinawa Valley Lsd - Bd Of Ed (2) MISSISSINAWA LSD




Vote For 2

	TOTAL	VOTE %		Polling Place	Mail Absentee	Early Voting Absentee	Provisional
Matthew Hiestand	27	40.30%	<div style="width: 40.30%;"><div style="width: 40.30%;"></div></div>	23	0	4	0
Sandra Austerman-Skidmore	24	35.82%	<div style="width: 35.82%;"><div style="width: 35.82%;"></div></div>	23	0	1	0
Keith Threewits	16	23.88%	<div style="width: 23.88%;"><div style="width: 23.88%;"></div></div>	15	0	1	0
Total Votes Cast	67	100.00%	<div style="width: 100.00%;"><div style="width: 100.00%;"></div></div>	61	0	6	0
Overvotes	0			0	0	0	0
Undervotes	5			3	0	2	0
Contest Totals	72			64	0	8	0

MISSISSINAWA TOWNSHIP

Issue 1 - 0.6 mill Renewal - Tri-County Board of Recovery and Mental Health Services

Vote For 1

	TOTAL	VOTE %		Polling Place	Mail Absentee	Early Voting Absentee	Provisional
For the Tax Levy	29	69.05%		26	0	3	0
Against the Tax Levy	13	30.95%		12	0	1	0
Total Votes Cast	42	100.00%		38	0	4	0
Overvotes	0			0	0	0	0
Undervotes	0			0	0	0	0
Contest Totals	42			38	0	4	0






MONROE TWP & PITSBURG VILLAGE

Statistics

	TOTAL	Polling Place	Mail Absentee	Early Voting Absentee	Provisional
Registered Voters - Total	1,136				
Ballots Cast - Total	236	204	9	22	1
Ballots Cast - Blank	1	1	0	0	0
Voter Turnout - Total	20.77%				




For Pittsburg Village - Council PITSBURG

Vote For 4

	TOTAL	VOTE %		Polling Place	Mail Absentee	Early Voting Absentee	Provisional
John Riegler	48	40.34%		38	3	7	0
Zachariah Diver	36	30.25%		30	2	4	0
Frank Diver	35	29.41%		29	2	4	0
No Valid Petition Filed	0	0.00%		0	0	0	0
Total Votes Cast	119	100.00%		97	7	15	0
Overvotes	0			0	0	0	0
Undervotes	133			115	5	13	0
Contest Totals	252			212	12	28	0





For Monroe Township - Trustee MONROE TWP

Vote For 2

	TOTAL	VOTE %		Polling Place	Mail Absentee	Early Voting Absentee	Provisional
Scott A Sease	172	50.59%		145	8	18	1
Ricky Lee Oswalt	168	49.41%		145	7	16	0
Total Votes Cast	340	100.00%		290	15	34	1
Overvotes	0			0	0	0	0
Undervotes	132			118	3	10	1
Contest Totals	472			408	18	44	2

For Darke County Educational Service Center Board DARKE CO BD OF EDUC

Vote For 3

	TOTAL	VOTE %		Polling Place	Mail Absentee	Early Voting Absentee	Provisional
Chad Booher	174	40.28%		148	8	17	1
Larry L. Besecker	131	30.32%		116	3	12	0
Caroline R. Schmidt	127	29.40%		106	8	13	0
Total Votes Cast	432	100.00%		370	19	42	1
Overvotes	0			0	0	0	0
Undervotes	261			227	8	24	2
Contest Totals	693			597	27	66	3

MONROE TWP & PITSBURG VILLAGE





For Darke County Board of Educational Service Center Board Unexpired DARKE CO BD OF EDUC

Vote For 1

	TOTAL	VOTE %	Polling Place	Mail Absentee	Early Voting Absentee	Provisional
No Valid Petition Filed	0		0	0	0	0
Total Votes Cast	0		0	0	0	0
Overvotes	0		0	0	0	0
Undervotes	231		199	9	22	1
Contest Totals	231		199	9	22	1

For Preble Co - Educational Service Center Board PREBLE CO BD OF ED

Vote For 3

	TOTAL	VOTE %	Polling Place	Mail Absentee	Early Voting Absentee	Provisional
Ashley Garnett	3	75.00% 	3	0	0	0
Peggy Crabtree	1	25.00% 	1	0	0	0
No Valid Petition Filed	0	0.00% 	0	0	0	0
Total Votes Cast	4	100.00% 	4	0	0	0
Overvotes	0		0	0	0	0
Undervotes	5		5	0	0	0
Contest Totals	9		9	0	0	0




For Arcanum Butler Lsd - Bd Of Ed (2) ARCANUM LSD ARCANUM BUTLER LSD

Vote For 2

	TOTAL	VOTE %	Polling Place	Mail Absentee	Early Voting Absentee	Provisional
Joe LeMaster	0		0	0	0	0
No Valid Petition Filed	0		0	0	0	0
Total Votes Cast	0		0	0	0	0
Overvotes	0		0	0	0	0
Undervotes	0		0	0	0	0
Contest Totals	0		0	0	0	0

For Franklin Monroe Lsd - Bd Of Ed (2) FRANKLIN MONROE LSD

Vote For 2

	TOTAL	VOTE %	Polling Place	Mail Absentee	Early Voting Absentee	Provisional
Scott Myers	170	100.00% 	145	8	16	1
No Valid Petition Filed	0	0.00% 	0	0	0	0
Total Votes Cast	170	100.00% 	145	8	16	1
Overvotes	0		0	0	0	0
Undervotes	292		253	10	28	1
Contest Totals	462		398	18	44	2

MONROE TWP & PITSBURG VILLAGE

For Northmont City Sd - Bd Of Ed (3) NORTHMONT CSD

Vote For 3

	TOTAL	VOTE %		Polling Place	Mail Absentee	Early Voting Absentee	Provisional
Linda Blum	1	50.00%	<div style="width: 50%;"><div style="width: 50%;"></div></div>	1	0	0	0
Jane A. Woodie	1	50.00%	<div style="width: 50%;"><div style="width: 50%;"></div></div>	1	0	0	0
Chris Pulos	0	0.00%	<div style="width: 0%;"><div style="width: 0%;"></div></div>	0	0	0	0
Total Votes Cast	2	100.00%	<div style="width: 100%;"><div style="width: 100%;"></div></div>	2	0	0	0
Overvotes	0			0	0	0	0
Undervotes	4			4	0	0	0
Contest Totals	6			6	0	0	0

For Tri-county North Lsd - Bd Of Ed (2) TRI COUNTY NORTH LSD

Vote For 2

	TOTAL	VOTE %		Polling Place	Mail Absentee	Early Voting Absentee	Provisional
Gene Moyer	3	60.00%	<div style="width: 60%;"><div style="width: 60%;"></div></div>	3	0	0	0
Clint Baughman	2	40.00%	<div style="width: 40%;"><div style="width: 40%;"></div></div>	2	0	0	0
Bryan C. Wagoner	0	0.00%	<div style="width: 0%;"><div style="width: 0%;"></div></div>	0	0	0	0
Total Votes Cast	5	100.00%	<div style="width: 100%;"><div style="width: 100%;"></div></div>	5	0	0	0
Overvotes	0			0	0	0	0
Undervotes	1			1	0	0	0
Contest Totals	6			6	0	0	0

Issue 1 - 0.6 mill Renewal - Tri-County Board of Recovery and Mental Health Services

Vote For 1

	TOTAL	VOTE %		Polling Place	Mail Absentee	Early Voting Absentee	Provisional
For the Tax Levy	155	66.81%	<div style="width: 66.81%;"><div style="width: 66.81%;"></div></div>	132	8	15	0
Against the Tax Levy	77	33.19%	<div style="width: 33.19%;"><div style="width: 33.19%;"></div></div>	68	1	7	1
Total Votes Cast	232	100.00%	<div style="width: 100%;"><div style="width: 100%;"></div></div>	200	9	22	1
Overvotes	0			0	0	0	0
Undervotes	4			4	0	0	0
Contest Totals	236			204	9	22	1

Issue 12 - PITSBURG - (1.1) mill Renewal Tax




Vote For 1

	TOTAL	VOTE %		Polling Place	Mail Absentee	Early Voting Absentee	Provisional
For the Tax Levy	35	56.45%	<div style="width: 56.45%;"><div style="width: 56.45%;"></div></div>	28	0	7	0
Against the Tax Levy	27	43.55%	<div style="width: 43.55%;"><div style="width: 43.55%;"></div></div>	25	2	0	0
Total Votes Cast	62	100.00%	<div style="width: 100%;"><div style="width: 100%;"></div></div>	53	2	7	0
Overvotes	0			0	0	0	0
Undervotes	1			0	1	0	0
Contest Totals	63			53	3	7	0

MONROE TWP & PITSBURG VILLAGE




Issue 13 - PITSBURG - (1.4) mill Renewal Tax

Vote For 1

	TOTAL	VOTE %		Polling Place	Mail Absentee	Early Voting Absentee	Provisional
For the Tax Levy	38	60.32%		30	1	7	0
Against the Tax Levy	25	39.68%		23	2	0	0
Total Votes Cast	63	100.00%		53	3	7	0
Overvotes	0			0	0	0	0
Undervotes	0			0	0	0	0
Contest Totals	63			53	3	7	0

Issue 20 - ARCANUM AMB DIST - (1.75) mill Additional Tax

Vote For 1

	TOTAL	VOTE %		Polling Place	Mail Absentee	Early Voting Absentee	Provisional
For the Tax Levy	141	61.30%		122	5	14	0
Against the Tax Levy	89	38.70%		80	1	7	1
Total Votes Cast	230	100.00%		202	6	21	1
Overvotes	0			0	0	0	0
Undervotes	6			2	3	1	0
Contest Totals	236			204	9	22	1

WAYNE LAKES VILLAGE

Statistics

	TOTAL	Polling Place	Mail Absentee	Early Voting Absentee	Provisional
Registered Voters - Total	515				
Ballots Cast - Total	88	79	1	8	0
Ballots Cast - Blank	0	0	0	0	0
Voter Turnout - Total	17.09%				

For Wayne Lakes Village - Mayor WAYNE LAKES

Vote For 1

	TOTAL	VOTE %		Polling Place	Mail Absentee	Early Voting Absentee	Provisional
Linda Clark	73	100.00%	<div style="width: 100%; height: 10px; background-color: #ffc107;"></div>	66	1	6	0
Total Votes Cast	73	100.00%	<div style="width: 100%; height: 10px; background-color: #ffc107;"></div>	66	1	6	0
Overvotes	0			0	0	0	0
Undervotes	15			13	0	2	0
Contest Totals	88			79	1	8	0

For Wayne Lakes Village - Council WAYNE LAKES

Vote For 4

	TOTAL	VOTE %		Polling Place	Mail Absentee	Early Voting Absentee	Provisional
No Valid Petition Filed	0			0	0	0	0
No Valid Petition Filed	0			0	0	0	0
No Valid Petition Filed	0			0	0	0	0
No Valid Petition Filed	0			0	0	0	0
Total Votes Cast	0			0	0	0	0
Overvotes	0			0	0	0	0
Undervotes	352			316	4	32	0
Contest Totals	352			316	4	32	0

For Neave Township - Trustee NEAVE TWP

Vote For 2

	TOTAL	VOTE %		Polling Place	Mail Absentee	Early Voting Absentee	Provisional
Ty House	70	57.38%	<div style="width: 57.38%; height: 10px; background-color: #ffc107;"></div>	64	1	5	0
Walter L. Wiant	52	42.62%	<div style="width: 42.62%; height: 10px; background-color: #6c757d;"></div>	47	0	5	0
Total Votes Cast	122	100.00%	<div style="width: 100%; height: 10px; background-color: #ffc107;"></div>	111	1	10	0
Overvotes	0			0	0	0	0
Undervotes	54			47	1	6	0
Contest Totals	176			158	2	16	0

WAYNE LAKES VILLAGE

For Greenville Csd - Bd Of Ed (3) GREENVILLE CITY SD

Vote For 3

	TOTAL	VOTE %		Polling Place	Mail Absentee	Early Voting Absentee	Provisional
Brad Gettinger	56	34.36%		53	0	3	0
Krista Stump	56	34.36%		51	0	5	0
Mark H. Libert	51	31.29%		47	0	4	0
Total Votes Cast	163	100.00%		151	0	12	0
Overvotes	0			0	0	0	0
Undervotes	101			86	3	12	0
Contest Totals	264			237	3	24	0

Issue 1 - 0.6 mill Renewal - Tri-County Board of Recovery and Mental Health Services

Vote For 1

	TOTAL	VOTE %		Polling Place	Mail Absentee	Early Voting Absentee	Provisional
For the Tax Levy	49	55.68%		42	0	7	0
Against the Tax Levy	39	44.32%		37	1	1	0
Total Votes Cast	88	100.00%		79	1	8	0
Overvotes	0			0	0	0	0
Undervotes	0			0	0	0	0
Contest Totals	88			79	1	8	0

Issue 17 - GREENVILLE CITY SD - (4.15) mill Renewal Levy

Vote For 1

	TOTAL	VOTE %		Polling Place	Mail Absentee	Early Voting Absentee	Provisional
Against the Tax Levy	47	53.41%		43	1	3	0
For the Tax Levy	41	46.59%		36	0	5	0
Total Votes Cast	88	100.00%		79	1	8	0
Overvotes	0			0	0	0	0
Undervotes	0			0	0	0	0
Contest Totals	88			79	1	8	0




NEAVE TOWNSHIP

Statistics

	TOTAL	Polling Place	Mail Absentee	Early Voting Absentee	Provisional
Registered Voters - Total	962				
Ballots Cast - Total	163	138	2	23	0
Ballots Cast - Blank	0	0	0	0	0
Voter Turnout - Total	16.94%				





For Neave Township - Trustee NEAVE TWP

Vote For 2

	TOTAL	VOTE %		Polling Place	Mail Absentee	Early Voting Absentee	Provisional
Ty House	142	53.38%		122	0	20	0
Walter L. Wiant	124	46.62%		105	0	19	0
Total Votes Cast	266	100.00%		227	0	39	0
Overvotes	0			0	0	0	0
Undervotes	60			49	4	7	0
Contest Totals	326			276	4	46	0

For Darke County Educational Service Center Board DARKE CO BD OF EDUC

Vote For 3

	TOTAL	VOTE %		Polling Place	Mail Absentee	Early Voting Absentee	Provisional
Chad Booher	42	35.00%		36	0	6	0
Larry L. Besecker	40	33.33%		33	0	7	0
Caroline R. Schmidt	38	31.67%		32	0	6	0
Total Votes Cast	120	100.00%		101	0	19	0
Overvotes	0			0	0	0	0
Undervotes	51			40	6	5	0
Contest Totals	171			141	6	24	0

For Darke County Board of Educational Service Center Board Unexpired DARKE CO BD OF EDUC

Vote For 1

	TOTAL	VOTE %		Polling Place	Mail Absentee	Early Voting Absentee	Provisional
No Valid Petition Filed	0			0	0	0	0
Total Votes Cast	0			0	0	0	0
Overvotes	0			0	0	0	0
Undervotes	57			47	2	8	0
Contest Totals	57			47	2	8	0

NEAVE TOWNSHIP

For Arcanum Butler Lsd - Bd Of Ed (2) ARCANUM LSD ARCANUM BUTLER LSD

Vote For 2

	TOTAL	VOTE %		Polling Place	Mail Absentee	Early Voting Absentee	Provisional
Joe LeMaster	9	100.00%	<div style="width: 100%; height: 10px; background-color: #ffc107;"></div>	9	0	0	0
No Valid Petition Filed	0	0.00%	<div style="width: 0%; height: 10px; background-color: #6c757d;"></div>	0	0	0	0
Total Votes Cast	9	100.00%	<div style="width: 100%; height: 10px; background-color: #ffc107;"></div>	9	0	0	0
Overvotes	0			0	0	0	0
Undervotes	19			19	0	0	0
Contest Totals	28			28	0	0	0

For Greenville Csd - Bd Of Ed (3) GREENVILLE CITY SD

Vote For 3

	TOTAL	VOTE %		Polling Place	Mail Absentee	Early Voting Absentee	Provisional
Krista Stump	89	36.18%	<div style="width: 36.18%; height: 10px; background-color: #ffc107;"></div>	77	0	12	0
Brad Gettinger	81	32.93%	<div style="width: 32.93%; height: 10px; background-color: #ffc107;"></div>	70	0	11	0
Mark H. Libert	76	30.89%	<div style="width: 30.89%; height: 10px; background-color: #ffc107;"></div>	67	0	9	0
Total Votes Cast	246	100.00%	<div style="width: 100%; height: 10px; background-color: #ffc107;"></div>	214	0	32	0
Overvotes	0			0	0	0	0
Undervotes	72			59	0	13	0
Contest Totals	318			273	0	45	0

For Tri-village Lsd - Bd Of Ed (3) TRI VILLAGE LSD

Vote For 3

	TOTAL	VOTE %		Polling Place	Mail Absentee	Early Voting Absentee	Provisional
Thomas Schlechty	31	29.52%	<div style="width: 29.52%; height: 10px; background-color: #ffc107;"></div>	26	2	3	0
Tracy K. Frech	26	24.76%	<div style="width: 24.76%; height: 10px; background-color: #ffc107;"></div>	16	2	8	0
Darin S. Dubbs	24	22.86%	<div style="width: 22.86%; height: 10px; background-color: #ffc107;"></div>	19	2	3	0
Amy L. Farmer	24	22.86%	<div style="width: 22.86%; height: 10px; background-color: #ffc107;"></div>	20	0	4	0
Total Votes Cast	105	100.00%	<div style="width: 100%; height: 10px; background-color: #ffc107;"></div>	81	6	18	0
Overvotes	0			0	0	0	0
Undervotes	24			18	0	6	0
Contest Totals	129			99	6	24	0

Issue 1 - 0.6 mill Renewal - Tri-County Board of Recovery and Mental Health Services




Vote For 1

	TOTAL	VOTE %		Polling Place	Mail Absentee	Early Voting Absentee	Provisional
For the Tax Levy	106	65.43%	<div style="width: 65.43%; height: 10px; background-color: #ffc107;"></div>	91	0	15	0
Against the Tax Levy	56	34.57%	<div style="width: 34.57%; height: 10px; background-color: #6c757d;"></div>	46	2	8	0
Total Votes Cast	162	100.00%	<div style="width: 100%; height: 10px; background-color: #ffc107;"></div>	137	2	23	0
Overvotes	0			0	0	0	0
Undervotes	1			1	0	0	0
Contest Totals	163			138	2	23	0

NEAVE TOWNSHIP




Issue 17 - GREENVILLE CITY SD - (4.15) mill Renewal Levy

Vote For 1

	TOTAL	VOTE %		Polling Place	Mail Absentee	Early Voting Absentee	Provisional
For the Tax Levy	61	59.22%		50	0	11	0
Against the Tax Levy	42	40.78%		39	0	3	0
Total Votes Cast	103	100.00%		89	0	14	0
Overvotes	0			0	0	0	0
Undervotes	3			2	0	1	0
Contest Totals	106			91	0	15	0

Issue 20 - ARCANUM AMB DIST - (1.75) mill Additional Tax

Vote For 1

	TOTAL	VOTE %		Polling Place	Mail Absentee	Early Voting Absentee	Provisional
Against the Tax Levy	26	50.98%		26	0	0	0
For the Tax Levy	25	49.02%		24	0	1	0
Total Votes Cast	51	100.00%		50	0	1	0
Overvotes	0			0	0	0	0
Undervotes	1			1	0	0	0
Contest Totals	52			51	0	1	0

PATTERSON TWP. OSGOOD & YORKSHIRE

Statistics

	TOTAL	Polling Place	Mail Absentee	Early Voting Absentee	Provisional
Registered Voters - Total	924				
Ballots Cast - Total	141	137	1	3	0
Ballots Cast - Blank	0	0	0	0	0
Voter Turnout - Total	15.26%				

For Osgood Village - Mayor OSGOOD

Vote For 1

	TOTAL	VOTE %	Polling Place	Mail Absentee	Early Voting Absentee	Provisional
No Valid Petition Filed	0		0	0	0	0
Total Votes Cast	0		0	0	0	0
Overvotes	0		0	0	0	0
Undervotes	40		39	1	0	0
Contest Totals	40		39	1	0	0

For Osgood Village - Council OSGOOD

Vote For 4

	TOTAL	VOTE %	Polling Place	Mail Absentee	Early Voting Absentee	Provisional
No Valid Petition Filed	0		0	0	0	0
No Valid Petition Filed	0		0	0	0	0
No Valid Petition Filed	0		0	0	0	0
No Valid Petition Filed	0		0	0	0	0
Total Votes Cast	0		0	0	0	0
Overvotes	0		0	0	0	0
Undervotes	160		156	4	0	0
Contest Totals	160		156	4	0	0

For Yorkshire Village - Council YORKSHIRE




Vote For 4

	TOTAL	VOTE %	Polling Place	Mail Absentee	Early Voting Absentee	Provisional
No Valid Petition Filed	0		0	0	0	0
No Valid Petition Filed	0		0	0	0	0
No Valid Petition Filed	0		0	0	0	0
No Valid Petition Filed	0		0	0	0	0
Total Votes Cast	0		0	0	0	0
Overvotes	0		0	0	0	0
Undervotes	12		12	0	0	0
Contest Totals	12		12	0	0	0

PATTERSON TWP. OSGOOD & YORKSHIRE




For Patterson Township - Trustee PATTERSON TWP

Vote For 2

	TOTAL	VOTE %		Polling Place	Mail Absentee	Early Voting Absentee	Provisional
Steve Hoelscher	117	50.87%		114	1	2	0
Steven G Puthoff	113	49.13%		109	1	3	0
Total Votes Cast	230	100.00%		223	2	5	0
Overvotes	0			0	0	0	0
Undervotes	52			51	0	1	0
Contest Totals	282			274	2	6	0



For Auglaize County Educational Service Center Board AUGLAIZE CO BD OF ED

Vote For 2

	TOTAL	VOTE %		Polling Place	Mail Absentee	Early Voting Absentee	Provisional
Matthew Dwenger	7	53.85%		7	0	0	0
Holly Turner	6	46.15%		6	0	0	0
Total Votes Cast	13	100.00%		13	0	0	0
Overvotes	0			0	0	0	0
Undervotes	5			5	0	0	0
Contest Totals	18			18	0	0	0






For Auglaize County Educational Service Center Board Unexpired AUGLAIZE CO BD OF ED

Vote For 1

	TOTAL	VOTE %		Polling Place	Mail Absentee	Early Voting Absentee	Provisional
Mark J. Francis	8	100.00%		8	0	0	0
Total Votes Cast	8	100.00%		8	0	0	0
Overvotes	0			0	0	0	0
Undervotes	1			1	0	0	0
Contest Totals	9			9	0	0	0

For Mercer County Educational Service Center Board MERCER CO BD OF ED

Vote For 3

	TOTAL	VOTE %		Polling Place	Mail Absentee	Early Voting Absentee	Provisional
Tess Mescher	46	57.50%		42	1	3	0
Jeff Davis	33	41.25%		31	1	1	0
Write-In Totals	1	1.25%		1	0	0	0
Not Assigned	1	1.25%		1	0	0	0
Total Votes Cast	80	100.00%		74	2	4	0
Overvotes	0			0	0	0	0
Undervotes	85			79	1	5	0
Contest Totals	165			153	3	9	0

PATTERSON TWP. OSGOOD & YORKSHIRE

For Mercer County Educational Service Center Board Unexpired MERCER CO BD OF ED

Vote For 1

	TOTAL	VOTE %		Polling Place	Mail Absentee	Early Voting Absentee	Provisional
Ryan F. Thompson	48	100.00%	<div style="width: 100%; height: 10px; background-color: #ffc107;"></div>	45	1	2	0
Total Votes Cast	48	100.00%	<div style="width: 100%; height: 10px; background-color: #ffc107;"></div>	45	1	2	0
Overvotes	0			0	0	0	0
Undervotes	7			6	0	1	0
Contest Totals	55			51	1	3	0

For Fort Loramie Lsd - Bd Of Ed (2) FT LORAMIE LSD

Vote For 2

	TOTAL	VOTE %		Polling Place	Mail Absentee	Early Voting Absentee	Provisional
Michael N. Siegel	2	66.67%	<div style="width: 66.67%; height: 10px; background-color: #ffc107;"></div>	2	0	0	0
Bradley J. Rethman	1	33.33%	<div style="width: 33.33%; height: 10px; background-color: #ffc107;"></div>	1	0	0	0
Total Votes Cast	3	100.00%	<div style="width: 100%; height: 10px; background-color: #ffc107;"></div>	3	0	0	0
Overvotes	0			0	0	0	0
Undervotes	1			1	0	0	0
Contest Totals	4			4	0	0	0

For Minster Lsd - Bd Of Ed (3) MINSTER LSD

Vote For 3

	TOTAL	VOTE %		Polling Place	Mail Absentee	Early Voting Absentee	Provisional
Sandra Schulze	9	47.37%	<div style="width: 47.37%; height: 10px; background-color: #ffc107;"></div>	9	0	0	0
Richard Bruns	5	26.32%	<div style="width: 26.32%; height: 10px; background-color: #ffc107;"></div>	5	0	0	0
Nick Rentz	5	26.32%	<div style="width: 26.32%; height: 10px; background-color: #ffc107;"></div>	5	0	0	0
Total Votes Cast	19	100.00%	<div style="width: 100%; height: 10px; background-color: #ffc107;"></div>	19	0	0	0
Overvotes	0			0	0	0	0
Undervotes	8			8	0	0	0
Contest Totals	27			27	0	0	0

For Marion Local Sd - Bd Of Ed (2) MARION LOCAL SD

Vote For 2

	TOTAL	VOTE %		Polling Place	Mail Absentee	Early Voting Absentee	Provisional
Jesse Rose	47	54.65%	<div style="width: 54.65%; height: 10px; background-color: #ffc107;"></div>	43	1	3	0
Phil Moeller	39	45.35%	<div style="width: 45.35%; height: 10px; background-color: #ffc107;"></div>	36	1	2	0
Total Votes Cast	86	100.00%	<div style="width: 100%; height: 10px; background-color: #ffc107;"></div>	79	2	5	0
Overvotes	0			0	0	0	0
Undervotes	24			23	0	1	0
Contest Totals	110			102	2	6	0

PATTERSON TWP. OSGOOD & YORKSHIRE

For Versailles EVSD - Bd Of Ed (3) VERSAILLES EXMPT VSD

Vote For 3

	TOTAL	VOTE %		Polling Place	Mail Absentee	Early Voting Absentee	Provisional
Jerry Shardo	71	36.60%		71	0	0	0
Matt Magoto	64	32.99%		64	0	0	0
Steven E. Ruhenkamp	59	30.41%		59	0	0	0
Total Votes Cast	194	100.00%		194	0	0	0
Overvotes	0			0	0	0	0
Undervotes	31			31	0	0	0
Contest Totals	225			225	0	0	0

Issue 1 - 0.6 mill Renewal - Tri-County Board of Recovery and Mental Health Services

Vote For 1

	TOTAL	VOTE %		Polling Place	Mail Absentee	Early Voting Absentee	Provisional
For the Tax Levy	97	69.78%		93	1	3	0
Against the Tax Levy	42	30.22%		42	0	0	0
Total Votes Cast	139	100.00%		135	1	3	0
Overvotes	0			0	0	0	0
Undervotes	2			2	0	0	0
Contest Totals	141			137	1	3	0

Issue 18 MINSTER LSD - Renewal 0.80 mill and Increase 0.25 mill Tax

Vote For 1

	TOTAL	VOTE %		Polling Place	Mail Absentee	Early Voting Absentee	Provisional
For the Tax Levy	5	55.56%		5	0	0	0
Against the Tax Levy	4	44.44%		4	0	0	0
Total Votes Cast	9	100.00%		9	0	0	0
Overvotes	0			0	0	0	0
Undervotes	0			0	0	0	0
Contest Totals	9			9	0	0	0




RICHLAND TOWNSHIP

Statistics

	TOTAL	Polling Place	Mail Absentee	Early Voting Absentee	Provisional
Registered Voters - Total	560				
Ballots Cast - Total	135	127	4	4	0
Ballots Cast - Blank	0	0	0	0	0
Voter Turnout - Total	24.11%				





For Richland Township - Trustee RICHLAND TWP

Vote For 2

	TOTAL	VOTE %		Polling Place	Mail Absentee	Early Voting Absentee	Provisional
Matt Oliver	102	50.75%		95	4	3	0
Jerry L. Marker	99	49.25%		95	1	3	0
Total Votes Cast	201	100.00%		190	5	6	0
Overvotes	0			0	0	0	0
Undervotes	69			64	3	2	0
Contest Totals	270			254	8	8	0

For Darke County Educational Service Center Board DARKE CO BD OF EDUC

Vote For 3

	TOTAL	VOTE %		Polling Place	Mail Absentee	Early Voting Absentee	Provisional
Caroline R. Schmidt	20	40.82%		19	0	1	0
Chad Booher	15	30.61%		13	0	2	0
Larry L. Besecker	14	28.57%		13	0	1	0
Total Votes Cast	49	100.00%		45	0	4	0
Overvotes	0			0	0	0	0
Undervotes	20			18	0	2	0
Contest Totals	69			63	0	6	0

For Darke County Board of Educational Service Center Board Unexpired DARKE CO BD OF EDUC

Vote For 1

	TOTAL	VOTE %		Polling Place	Mail Absentee	Early Voting Absentee	Provisional
No Valid Petition Filed	0			0	0	0	0
Total Votes Cast	0			0	0	0	0
Overvotes	0			0	0	0	0
Undervotes	23			21	0	2	0
Contest Totals	23			21	0	2	0

RICHLAND TOWNSHIP

For Ansonia Lsd - Bd Of Ed (2) ANSONIA LSD

Vote For 2

	TOTAL	VOTE %		Polling Place	Mail Absentee	Early Voting Absentee	Provisional
Tonya Wietholter	16	51.61%	<div style="width: 51.61%;"><div style="width: 51.61%;"></div></div>	14	0	2	0
Clarence A. Kammer	15	48.39%	<div style="width: 48.39%;"><div style="width: 48.39%;"></div></div>	15	0	0	0
Total Votes Cast	31	100.00%	<div style="width: 100%;"><div style="width: 100%;"></div></div>	29	0	2	0
Overvotes	0			0	0	0	0
Undervotes	15			13	0	2	0
Contest Totals	46			42	0	4	0

For Ansonia Lsd. Bd. of Ed. Unexpired ANSONIA LSD

Vote For 1

	TOTAL	VOTE %		Polling Place	Mail Absentee	Early Voting Absentee	Provisional
Daryl Riffle	17	100.00%	<div style="width: 100%;"><div style="width: 100%;"></div></div>	16	0	1	0
Total Votes Cast	17	100.00%	<div style="width: 100%;"><div style="width: 100%;"></div></div>	16	0	1	0
Overvotes	0			0	0	0	0
Undervotes	6			5	0	1	0
Contest Totals	23			21	0	2	0

For Greenville Csd - Bd Of Ed (3) GREENVILLE CITY SD

Vote For 3

	TOTAL	VOTE %		Polling Place	Mail Absentee	Early Voting Absentee	Provisional
Krista Stump	72	43.37%	<div style="width: 43.37%;"><div style="width: 43.37%;"></div></div>	69	1	2	0
Brad Gettinger	50	30.12%	<div style="width: 30.12%;"><div style="width: 30.12%;"></div></div>	47	1	2	0
Mark H. Libert	44	26.51%	<div style="width: 26.51%;"><div style="width: 26.51%;"></div></div>	41	1	2	0
Total Votes Cast	166	100.00%	<div style="width: 100%;"><div style="width: 100%;"></div></div>	157	3	6	0
Overvotes	0			0	0	0	0
Undervotes	80			80	0	0	0
Contest Totals	246			237	3	6	0

For Versailles EVSD - Bd Of Ed (3) VERSAILLES EXMPT VSD




Vote For 3

	TOTAL	VOTE %		Polling Place	Mail Absentee	Early Voting Absentee	Provisional
Steven E. Ruhenkamp	21	34.43%	<div style="width: 34.43%;"><div style="width: 34.43%;"></div></div>	20	1	0	0
Matt Magoto	20	32.79%	<div style="width: 32.79%;"><div style="width: 32.79%;"></div></div>	20	0	0	0
Jerry Shardo	20	32.79%	<div style="width: 32.79%;"><div style="width: 32.79%;"></div></div>	20	0	0	0
Total Votes Cast	61	100.00%	<div style="width: 100%;"><div style="width: 100%;"></div></div>	60	1	0	0
Overvotes	0			0	0	0	0
Undervotes	29			21	8	0	0
Contest Totals	90			81	9	0	0

RICHLAND TOWNSHIP




Issue 1 - 0.6 mill Renewal - Tri-County Board of Recovery and Mental Health Services

Vote For 1

	TOTAL	VOTE %		Polling Place	Mail Absentee	Early Voting Absentee	Provisional
For the Tax Levy	77	58.78%		71	4	2	0
Against the Tax Levy	54	41.22%		52	0	2	0
Total Votes Cast	131	100.00%		123	4	4	0
Overvotes	0			0	0	0	0
Undervotes	4			4	0	0	0
Contest Totals	135			127	4	4	0

Issue 17 - GREENVILLE CITY SD - (4.15) mill Renewal Levy

Vote For 1

	TOTAL	VOTE %		Polling Place	Mail Absentee	Early Voting Absentee	Provisional
Against the Tax Levy	44	55.00%		43	0	1	0
For the Tax Levy	36	45.00%		34	1	1	0
Total Votes Cast	80	100.00%		77	1	2	0
Overvotes	0			0	0	0	0
Undervotes	2			2	0	0	0
Contest Totals	82			79	1	2	0

ARCANUM VILLAGE - A

Statistics

	TOTAL	Polling Place	Mail Absentee	Early Voting Absentee	Provisional
Registered Voters - Total	924				
Ballots Cast - Total	202	179	3	18	2
Ballots Cast - Blank	0	0	0	0	0
Voter Turnout - Total	21.86%				

For Arcanum Village - Mayor ARCANUM

Vote For 1

	TOTAL	VOTE %		Polling Place	Mail Absentee	Early Voting Absentee	Provisional
Bonnie L. Millard	173	100.00%	<div style="width: 100%; height: 10px; background-color: #ffc107;"></div>	152	2	17	2
Total Votes Cast	173	100.00%	<div style="width: 100%; height: 10px; background-color: #ffc107;"></div>	152	2	17	2
Overvotes	0			0	0	0	0
Undervotes	29			27	1	1	0
Contest Totals	202			179	3	18	2

For Arcanum Village - Council ARCANUM

Vote For 4

	TOTAL	VOTE %		Polling Place	Mail Absentee	Early Voting Absentee	Provisional
Tim L. Philpot, Sr.	172	53.09%	<div style="width: 53.09%; height: 10px; background-color: #ffc107;"></div>	151	2	17	2
Jerry L. Boolman	152	46.91%	<div style="width: 46.91%; height: 10px; background-color: #ffc107;"></div>	134	2	14	2
No Valid Petition Filed	0	0.00%	<div style="width: 0%; height: 10px; background-color: #6c757d;"></div>	0	0	0	0
No Valid Petition Filed	0	0.00%	<div style="width: 0%; height: 10px; background-color: #6c757d;"></div>	0	0	0	0
Total Votes Cast	324	100.00%	<div style="width: 100%; height: 10px; background-color: #ffc107;"></div>	285	4	31	4
Overvotes	0			0	0	0	0
Undervotes	484			431	8	41	4
Contest Totals	808			716	12	72	8

For Twin Township - Trustee TWIN TWP





Vote For 2

	TOTAL	VOTE %		Polling Place	Mail Absentee	Early Voting Absentee	Provisional
Michael C. Schwieterman	162	50.15%	<div style="width: 50.15%; height: 10px; background-color: #ffc107;"></div>	142	2	16	2
Wayne E. Stutz	161	49.85%	<div style="width: 49.85%; height: 10px; background-color: #ffc107;"></div>	140	3	16	2
Total Votes Cast	323	100.00%	<div style="width: 100%; height: 10px; background-color: #ffc107;"></div>	282	5	32	4
Overvotes	0			0	0	0	0
Undervotes	81			76	1	4	0
Contest Totals	404			358	6	36	4

ARCANUM VILLAGE - A

For Darke County Educational Service Center Board DARKE CO BD OF EDUC

Vote For 3

	TOTAL	VOTE %		Polling Place	Mail Absentee	Early Voting Absentee	Provisional
Caroline R. Schmidt	156	34.06%		137	2	15	2
Chad Booher	154	33.62%		136	2	14	2
Larry L. Besecker	148	32.31%		128	2	16	2
Total Votes Cast	458	100.00%		401	6	45	6
Overvotes	0			0	0	0	0
Undervotes	148			136	3	9	0
Contest Totals	606			537	9	54	6




For Darke County Board of Educational Service Center Board Unexpired DARKE CO BD OF EDUC

Vote For 1

	TOTAL	VOTE %		Polling Place	Mail Absentee	Early Voting Absentee	Provisional
No Valid Petition Filed	0			0	0	0	0
Total Votes Cast	0			0	0	0	0
Overvotes	0			0	0	0	0
Undervotes	202			179	3	18	2
Contest Totals	202			179	3	18	2




For Arcanum Butler Lsd - Bd Of Ed (2) ARCANUM LSD ARCANUM BUTLER LSD

Vote For 2

	TOTAL	VOTE %		Polling Place	Mail Absentee	Early Voting Absentee	Provisional
Joe LeMaster	153	100.00%		137	2	12	2
No Valid Petition Filed	0	0.00%		0	0	0	0
Total Votes Cast	153	100.00%		137	2	12	2
Overvotes	0			0	0	0	0
Undervotes	251			221	4	24	2
Contest Totals	404			358	6	36	4

Issue 1 - 0.6 mill Renewal - Tri-County Board of Recovery and Mental Health Services




Vote For 1

	TOTAL	VOTE %		Polling Place	Mail Absentee	Early Voting Absentee	Provisional
For the Tax Levy	158	79.00%		139	2	15	2
Against the Tax Levy	42	21.00%		38	1	3	0
Total Votes Cast	200	100.00%		177	3	18	2
Overvotes	0			0	0	0	0
Undervotes	2			2	0	0	0
Contest Totals	202			179	3	18	2

ARCANUM VILLAGE - A

Issue 20 - ARCANUM AMB DIST - (1.75) mill Additional Tax

Vote For 1

	TOTAL	VOTE %		Polling Place	Mail Absentee	Early Voting Absentee	Provisional
For the Tax Levy	132	66.67%		119	1	10	2
Against the Tax Levy	66	33.33%		56	2	8	0
Total Votes Cast	198	100.00%		175	3	18	2
Overvotes	0			0	0	0	0
Undervotes	4			4	0	0	0
Contest Totals	202			179	3	18	2

ARCANUM VILLAGE - B

Statistics

	TOTAL	Polling Place	Mail Absentee	Early Voting Absentee	Provisional
Registered Voters - Total	652				
Ballots Cast - Total	97	83	4	10	0
Ballots Cast - Blank	0	0	0	0	0
Voter Turnout - Total	14.88%				

For Arcanum Village - Mayor ARCANUM

Vote For 1

	TOTAL	VOTE %		Polling Place	Mail Absentee	Early Voting Absentee	Provisional
Bonnie L. Millard	76	100.00%	<div style="width: 100%; height: 10px; background-color: #ffc107;"></div>	63	4	9	0
Total Votes Cast	76	100.00%	<div style="width: 100%; height: 10px; background-color: #ffc107;"></div>	63	4	9	0
Overvotes	0			0	0	0	0
Undervotes	21			20	0	1	0
Contest Totals	97			83	4	10	0

For Arcanum Village - Council ARCANUM

Vote For 4

	TOTAL	VOTE %		Polling Place	Mail Absentee	Early Voting Absentee	Provisional
Tim L. Philpot, Sr.	70	53.03%	<div style="width: 53.03%; height: 10px; background-color: #ffc107;"></div>	59	4	7	0
Jerry L. Boolman	62	46.97%	<div style="width: 46.97%; height: 10px; background-color: #ffc107;"></div>	53	4	5	0
No Valid Petition Filed	0	0.00%	<div style="width: 0%; height: 10px; background-color: #ffc107;"></div>	0	0	0	0
No Valid Petition Filed	0	0.00%	<div style="width: 0%; height: 10px; background-color: #ffc107;"></div>	0	0	0	0
Total Votes Cast	132	100.00%	<div style="width: 100%; height: 10px; background-color: #ffc107;"></div>	112	8	12	0
Overvotes	0			0	0	0	0
Undervotes	256			220	8	28	0
Contest Totals	388			332	16	40	0

For Twin Township - Trustee TWIN TWP

Vote For 2

	TOTAL	VOTE %		Polling Place	Mail Absentee	Early Voting Absentee	Provisional
Michael C. Schwieterman	69	51.49%	<div style="width: 51.49%; height: 10px; background-color: #ffc107;"></div>	57	4	8	0
Wayne E. Stutz	65	48.51%	<div style="width: 48.51%; height: 10px; background-color: #ffc107;"></div>	55	4	6	0
Total Votes Cast	134	100.00%	<div style="width: 100%; height: 10px; background-color: #ffc107;"></div>	112	8	14	0
Overvotes	0			0	0	0	0
Undervotes	60			54	0	6	0
Contest Totals	194			166	8	20	0

ARCANUM VILLAGE - B

For Darke County Educational Service Center Board DARKE CO BD OF EDUC

Vote For 3

	TOTAL	VOTE %		Polling Place	Mail Absentee	Early Voting Absentee	Provisional
Chad Booher	76	39.38%	<div style="width: 39.38%; background-color: #ffc107;"></div>	67	3	6	0
Larry L. Besecker	59	30.57%	<div style="width: 30.57%; background-color: #ffc107;"></div>	52	3	4	0
Caroline R. Schmidt	58	30.05%	<div style="width: 30.05%; background-color: #ffc107;"></div>	49	4	5	0
Total Votes Cast	193	100.00%	<div style="width: 100%; background-color: #ffc107;"></div>	168	10	15	0
Overvotes	0			0	0	0	0
Undervotes	98			81	2	15	0
Contest Totals	291			249	12	30	0

For Darke County Board of Educational Service Center Board Unexpired DARKE CO BD OF EDUC

Vote For 1

	TOTAL	VOTE %		Polling Place	Mail Absentee	Early Voting Absentee	Provisional
No Valid Petition Filed	0			0	0	0	0
Total Votes Cast	0			0	0	0	0
Overvotes	0			0	0	0	0
Undervotes	97			83	4	10	0
Contest Totals	97			83	4	10	0

For Arcanum Butler Lsd - Bd Of Ed (2) ARCANUM LSD ARCANUM BUTLER LSD

Vote For 2

	TOTAL	VOTE %		Polling Place	Mail Absentee	Early Voting Absentee	Provisional
Joe LeMaster	65	100.00%	<div style="width: 100%; background-color: #ffc107;"></div>	57	1	7	0
No Valid Petition Filed	0	0.00%	<div style="width: 0%; background-color: #ffc107;"></div>	0	0	0	0
Total Votes Cast	65	100.00%	<div style="width: 100%; background-color: #ffc107;"></div>	57	1	7	0
Overvotes	0			0	0	0	0
Undervotes	129			109	7	13	0
Contest Totals	194			166	8	20	0

Issue 1 - 0.6 mill Renewal - Tri-County Board of Recovery and Mental Health Services




Vote For 1

	TOTAL	VOTE %		Polling Place	Mail Absentee	Early Voting Absentee	Provisional
For the Tax Levy	69	75.00%	<div style="width: 75.00%; background-color: #ffc107;"></div>	59	2	8	0
Against the Tax Levy	23	25.00%	<div style="width: 25.00%; background-color: #ffc107;"></div>	21	0	2	0
Total Votes Cast	92	100.00%	<div style="width: 100%; background-color: #ffc107;"></div>	80	2	10	0
Overvotes	0			0	0	0	0
Undervotes	5			3	2	0	0
Contest Totals	97			83	4	10	0

ARCANUM VILLAGE - B

Issue 20 - ARCANUM AMB DIST - (1.75) mill Additional Tax

Vote For 1

	TOTAL	VOTE %		Polling Place	Mail Absentee	Early Voting Absentee	Provisional
For the Tax Levy	59	62.11%		47	4	8	0
Against the Tax Levy	36	37.89%		34	0	2	0
Total Votes Cast	95	100.00%		81	4	10	0
Overvotes	0			0	0	0	0
Undervotes	2			2	0	0	0
Contest Totals	97			83	4	10	0






TWIN TWP. GORDON & ITHACA

Statistics

	TOTAL	Polling Place	Mail Absentee	Early Voting Absentee	Provisional
Registered Voters - Total	1,324				
Ballots Cast - Total	261	225	12	24	0
Ballots Cast - Blank	0	0	0	0	0
Voter Turnout - Total	19.71%				



For Gordon Village - Council GORDON

Vote For 4

	TOTAL	VOTE %		Polling Place	Mail Absentee	Early Voting Absentee	Provisional
Jeffery A. Yantis	20	55.56%		13	1	6	0
Gerald Miller	16	44.44%		11	1	4	0
No Valid Petition Filed	0	0.00%		0	0	0	0
No Valid Petition Filed	0	0.00%		0	0	0	0
Total Votes Cast	36	100.00%		24	2	10	0
Overvotes	0			0	0	0	0
Undervotes	68			48	6	14	0
Contest Totals	104			72	8	24	0






For Ithaca Village - Mayor ITHACA

Vote For 1

	TOTAL	VOTE %		Polling Place	Mail Absentee	Early Voting Absentee	Provisional
Lyla Jane McCoy	7	100.00%		5	0	2	0
Total Votes Cast	7	100.00%		5	0	2	0
Overvotes	0			0	0	0	0
Undervotes	3			3	0	0	0
Contest Totals	10			8	0	2	0

For Ithaca Village - Council ITHACA




Vote For 4

	TOTAL	VOTE %		Polling Place	Mail Absentee	Early Voting Absentee	Provisional
Mary L. Ray	10	33.33%		8	0	2	0
Raymond L. Ray	10	33.33%		8	0	2	0
Barbara A. Rice	10	33.33%		8	0	2	0
No Valid Petition Filed	0	0.00%		0	0	0	0
Total Votes Cast	30	100.00%		24	0	6	0
Overvotes	0			0	0	0	0
Undervotes	10			8	0	2	0
Contest Totals	40			32	0	8	0

TWIN TWP. GORDON & ITHACA





For Twin Township - Trustee TWIN TWP

Vote For 2

	TOTAL	VOTE %		Polling Place	Mail Absentee	Early Voting Absentee	Provisional
Michael C. Schwieterman	184	50.97%		166	7	11	0
Wayne E. Stutz	177	49.03%		156	5	16	0
Total Votes Cast	361	100.00%		322	12	27	0
Overvotes	0			0	0	0	0
Undervotes	161			128	12	21	0
Contest Totals	522			450	24	48	0

For Darke County Educational Service Center Board DARKE CO BD OF EDUC

Vote For 3

	TOTAL	VOTE %		Polling Place	Mail Absentee	Early Voting Absentee	Provisional
Chad Booher	177	34.30%		156	5	16	0
Larry L. Besecker	175	33.91%		155	6	14	0
Caroline R. Schmidt	164	31.78%		145	5	14	0
Total Votes Cast	516	100.00%		456	16	44	0
Overvotes	0			0	0	0	0
Undervotes	261			213	20	28	0
Contest Totals	777			669	36	72	0





For Darke County Board of Educational Service Center Board Unexpired DARKE CO BD OF EDUC

Vote For 1

	TOTAL	VOTE %		Polling Place	Mail Absentee	Early Voting Absentee	Provisional
No Valid Petition Filed	0			0	0	0	0
Total Votes Cast	0			0	0	0	0
Overvotes	0			0	0	0	0
Undervotes	259			223	12	24	0
Contest Totals	259			223	12	24	0

For Preble Co - Educational Service Center Board PREBLE CO BD OF ED

Vote For 3

	TOTAL	VOTE %		Polling Place	Mail Absentee	Early Voting Absentee	Provisional
Peggy Crabtree	1	50.00%		1	0	0	0
Ashley Garnett	1	50.00%		1	0	0	0
No Valid Petition Filed	0	0.00%		0	0	0	0
Total Votes Cast	2	100.00%		2	0	0	0
Overvotes	0			0	0	0	0
Undervotes	4			4	0	0	0
Contest Totals	6			6	0	0	0

TWIN TWP. GORDON & ITHACA

For Arcanum Butler Lsd - Bd Of Ed (2) ARCANUM LSD ARCANUM BUTLER LSD

Vote For 2

	TOTAL	VOTE %		Polling Place	Mail Absentee	Early Voting Absentee	Provisional
Joe LeMaster	193	100.00%	<div style="width: 100%; height: 10px; background-color: #ffc107;"></div>	169	6	18	0
No Valid Petition Filed	0	0.00%	<div style="width: 0%; height: 10px; background-color: #6c757d;"></div>	0	0	0	0
Total Votes Cast	193	100.00%	<div style="width: 100%; height: 10px; background-color: #ffc107;"></div>	169	6	18	0
Overvotes	0			0	0	0	0
Undervotes	317			273	14	30	0
Contest Totals	510			442	20	48	0

For Franklin Monroe Lsd - Bd Of Ed (2) FRANKLIN MONROE LSD

Vote For 2

	TOTAL	VOTE %		Polling Place	Mail Absentee	Early Voting Absentee	Provisional
Scott Myers	2	100.00%	<div style="width: 100%; height: 10px; background-color: #ffc107;"></div>	2	0	0	0
No Valid Petition Filed	0	0.00%	<div style="width: 0%; height: 10px; background-color: #6c757d;"></div>	0	0	0	0
Total Votes Cast	2	100.00%	<div style="width: 100%; height: 10px; background-color: #ffc107;"></div>	2	0	0	0
Overvotes	0			0	0	0	0
Undervotes	6			2	4	0	0
Contest Totals	8			4	4	0	0

For Tri-county North Lsd - Bd Of Ed (2) TRI COUNTY NORTH LSD

Vote For 2

	TOTAL	VOTE %		Polling Place	Mail Absentee	Early Voting Absentee	Provisional
Clint Baughman	2	50.00%	<div style="width: 50%; height: 10px; background-color: #ffc107;"></div>	2	0	0	0
Bryan C. Wagoner	2	50.00%	<div style="width: 50%; height: 10px; background-color: #ffc107;"></div>	2	0	0	0
Gene Moyer	0	0.00%	<div style="width: 0%; height: 10px; background-color: #6c757d;"></div>	0	0	0	0
Total Votes Cast	4	100.00%	<div style="width: 100%; height: 10px; background-color: #ffc107;"></div>	4	0	0	0
Overvotes	0			0	0	0	0
Undervotes	0			0	0	0	0
Contest Totals	4			4	0	0	0

Issue 1 - 0.6 mill Renewal - Tri-County Board of Recovery and Mental Health Services




Vote For 1

	TOTAL	VOTE %		Polling Place	Mail Absentee	Early Voting Absentee	Provisional
For the Tax Levy	193	73.95%	<div style="width: 73.95%; height: 10px; background-color: #ffc107;"></div>	164	10	19	0
Against the Tax Levy	68	26.05%	<div style="width: 26.05%; height: 10px; background-color: #6c757d;"></div>	61	2	5	0
Total Votes Cast	261	100.00%	<div style="width: 100%; height: 10px; background-color: #ffc107;"></div>	225	12	24	0
Overvotes	0			0	0	0	0
Undervotes	0			0	0	0	0
Contest Totals	261			225	12	24	0

TWIN TWP. GORDON & ITHACA




Issue 4 - GORDON - (1.8) mill Renewal Tax

Vote For 1

	TOTAL	VOTE %		Polling Place	Mail Absentee	Early Voting Absentee	Provisional
For the Tax Levy	18	69.23%		12	0	6	0
Against the Tax Levy	8	30.77%		6	2	0	0
Total Votes Cast	26	100.00%		18	2	6	0
Overvotes	0			0	0	0	0
Undervotes	0			0	0	0	0
Contest Totals	26			18	2	6	0




Issue 5 - GORDON - (3.2) mill Renewal Tax

Vote For 1

	TOTAL	VOTE %		Polling Place	Mail Absentee	Early Voting Absentee	Provisional
For the Tax Levy	17	65.38%		11	0	6	0
Against the Tax Levy	9	34.62%		7	2	0	0
Total Votes Cast	26	100.00%		18	2	6	0
Overvotes	0			0	0	0	0
Undervotes	0			0	0	0	0
Contest Totals	26			18	2	6	0

Issue 20 - ARCANUM AMB DIST - (1.75) mill Additional Tax

Vote For 1

	TOTAL	VOTE %		Polling Place	Mail Absentee	Early Voting Absentee	Provisional
For the Tax Levy	177	68.34%		155	8	14	0
Against the Tax Levy	82	31.66%		68	4	10	0
Total Votes Cast	259	100.00%		223	12	24	0
Overvotes	0			0	0	0	0
Undervotes	2			2	0	0	0
Contest Totals	261			225	12	24	0




VAN BUREN TOWNSHIP

Statistics

	TOTAL	Polling Place	Mail Absentee	Early Voting Absentee	Provisional
Registered Voters - Total	1,015				
Ballots Cast - Total	205	169	4	29	3
Ballots Cast - Blank	0	0	0	0	0
Voter Turnout - Total	20.20%				





For Van Buren Township - Trustee VAN BUREN TWP

Vote For 2

	TOTAL	VOTE %		Polling Place	Mail Absentee	Early Voting Absentee	Provisional
Jed Smith	157	51.31%		129	3	23	2
John Williams	149	48.69%		128	2	17	2
Total Votes Cast	306	100.00%		257	5	40	4
Overvotes	0			0	0	0	0
Undervotes	104			81	3	18	2
Contest Totals	410			338	8	58	6

For Darke County Educational Service Center Board DARKE CO BD OF EDUC

Vote For 3

	TOTAL	VOTE %		Polling Place	Mail Absentee	Early Voting Absentee	Provisional
Larry L. Besecker	135	34.26%		119	1	14	1
Chad Booher	134	34.01%		117	2	14	1
Caroline R. Schmidt	125	31.73%		110	2	12	1
Total Votes Cast	394	100.00%		346	5	40	3
Overvotes	0			0	0	0	0
Undervotes	197			146	7	41	3
Contest Totals	591			492	12	81	6

For Darke County Board of Educational Service Center Board Unexpired DARKE CO BD OF EDUC

Vote For 1

	TOTAL	VOTE %		Polling Place	Mail Absentee	Early Voting Absentee	Provisional
No Valid Petition Filed	0			0	0	0	0
Total Votes Cast	0			0	0	0	0
Overvotes	0			0	0	0	0
Undervotes	197			164	4	27	2
Contest Totals	197			164	4	27	2

VAN BUREN TOWNSHIP

For Arcanum Butler Lsd - Bd Of Ed (2) ARCANUM LSD ARCANUM BUTLER LSD

Vote For 2

	TOTAL	VOTE %		Polling Place	Mail Absentee	Early Voting Absentee	Provisional
Joe LeMaster	89	100.00%	<div style="width: 100%; height: 10px; background-color: #ffc107;"></div>	83	2	4	0
No Valid Petition Filed	0	0.00%	<div style="width: 0%; height: 10px; background-color: #6c757d;"></div>	0	0	0	0
Total Votes Cast	89	100.00%	<div style="width: 100%; height: 10px; background-color: #ffc107;"></div>	83	2	4	0
Overvotes	0			0	0	0	0
Undervotes	165			145	2	16	2
Contest Totals	254			228	4	20	2

For Franklin Monroe Lsd - Bd Of Ed (2) FRANKLIN MONROE LSD

Vote For 2

	TOTAL	VOTE %		Polling Place	Mail Absentee	Early Voting Absentee	Provisional
Scott Myers	53	100.00%	<div style="width: 100%; height: 10px; background-color: #ffc107;"></div>	40	1	11	1
No Valid Petition Filed	0	0.00%	<div style="width: 0%; height: 10px; background-color: #6c757d;"></div>	0	0	0	0
Total Votes Cast	53	100.00%	<div style="width: 100%; height: 10px; background-color: #ffc107;"></div>	40	1	11	1
Overvotes	0			0	0	0	0
Undervotes	87			60	3	23	1
Contest Totals	140			100	4	34	2

For Greenville Csd - Bd Of Ed (3) GREENVILLE CITY SD

Vote For 3

	TOTAL	VOTE %		Polling Place	Mail Absentee	Early Voting Absentee	Provisional
Krista Stump	6	40.00%	<div style="width: 40%; height: 10px; background-color: #ffc107;"></div>	4	0	2	0
Brad Gettinger	5	33.33%	<div style="width: 33.33%; height: 10px; background-color: #ffc107;"></div>	4	0	0	1
Mark H. Libert	4	26.67%	<div style="width: 26.67%; height: 10px; background-color: #ffc107;"></div>	3	0	1	0
Total Votes Cast	15	100.00%	<div style="width: 100%; height: 10px; background-color: #ffc107;"></div>	11	0	3	1
Overvotes	0			0	0	0	0
Undervotes	9			4	0	3	2
Contest Totals	24			15	0	6	3

Issue 1 - 0.6 mill Renewal - Tri-County Board of Recovery and Mental Health Services




Vote For 1

	TOTAL	VOTE %		Polling Place	Mail Absentee	Early Voting Absentee	Provisional
For the Tax Levy	116	56.59%	<div style="width: 56.59%; height: 10px; background-color: #ffc107;"></div>	98	2	14	2
Against the Tax Levy	89	43.41%	<div style="width: 43.41%; height: 10px; background-color: #6c757d;"></div>	71	2	15	1
Total Votes Cast	205	100.00%	<div style="width: 100%; height: 10px; background-color: #ffc107;"></div>	169	4	29	3
Overvotes	0			0	0	0	0
Undervotes	0			0	0	0	0
Contest Totals	205			169	4	29	3

VAN BUREN TOWNSHIP




Issue 17 - GREENVILLE CITY SD - (4.15) mill Renewal Levy

Vote For 1

	TOTAL	VOTE %		Polling Place	Mail Absentee	Early Voting Absentee	Provisional
For the Tax Levy	4	50.00%		3	0	0	1
Against the Tax Levy	4	50.00%		2	0	2	0
Total Votes Cast	8	100.00%		5	0	2	1
Overvotes	0			0	0	0	0
Undervotes	0			0	0	0	0
Contest Totals	8			5	0	2	1

Issue 20 - ARCANUM AMB DIST - (1.75) mill Additional Tax

Vote For 1

	TOTAL	VOTE %		Polling Place	Mail Absentee	Early Voting Absentee	Provisional
For the Tax Levy	107	52.97%		94	2	11	0
Against the Tax Levy	95	47.03%		73	2	18	2
Total Votes Cast	202	100.00%		167	4	29	2
Overvotes	0			0	0	0	0
Undervotes	3			2	0	0	1
Contest Totals	205			169	4	29	3

WABASH AND NORTH STAR VILLAGE

Statistics

	TOTAL	Polling Place	Mail Absentee	Early Voting Absentee	Provisional
Registered Voters - Total	640				
Ballots Cast - Total	131	127	2	2	0
Ballots Cast - Blank	0	0	0	0	0
Voter Turnout - Total	20.47%				




For North Star Village - Council NORTH STAR

Vote For 4

	TOTAL	VOTE %	Polling Place	Mail Absentee	Early Voting Absentee	Provisional
No Valid Petition Filed	0		0	0	0	0
No Valid Petition Filed	0		0	0	0	0
No Valid Petition Filed	0		0	0	0	0
No Valid Petition Filed	0		0	0	0	0
Total Votes Cast	0		0	0	0	0
Overvotes	0		0	0	0	0
Undervotes	164		164	0	0	0
Contest Totals	164		164	0	0	0





For Wabash Township - Trustee WABASH TWP

Vote For 2

	TOTAL	VOTE %	Polling Place	Mail Absentee	Early Voting Absentee	Provisional
Michael Stephan	112	52.83% 	108	2	2	0
Edward P. Brand	100	47.17% 	97	2	1	0
Total Votes Cast	212	100.00% 	205	4	3	0
Overvotes	0		0	0	0	0
Undervotes	50		49	0	1	0
Contest Totals	262		254	4	4	0

For Darke County Educational Service Center Board DARKE CO BD OF EDUC

Vote For 3

	TOTAL	VOTE %	Polling Place	Mail Absentee	Early Voting Absentee	Provisional
Larry L. Besecker	6	33.33% 	6	0	0	0
Chad Booher	6	33.33% 	5	0	1	0
Caroline R. Schmidt	6	33.33% 	5	0	1	0
Total Votes Cast	18	100.00% 	16	0	2	0
Overvotes	0		0	0	0	0
Undervotes	9		8	0	1	0
Contest Totals	27		24	0	3	0

WABASH AND NORTH STAR VILLAGE






For Darke County Board of Educational Service Center Board Unexpired DARKE CO BD OF EDUC

Vote For 1

	TOTAL	VOTE %	Polling Place	Mail Absentee	Early Voting Absentee	Provisional
No Valid Petition Filed	0		0	0	0	0
Total Votes Cast	0		0	0	0	0
Overvotes	0		0	0	0	0
Undervotes	9		8	0	1	0
Contest Totals	9		8	0	1	0



For Mercer County Educational Service Center Board MERCER CO BD OF ED

Vote For 3

	TOTAL	VOTE %	Polling Place	Mail Absentee	Early Voting Absentee	Provisional
Tess Mescher	14	48.28% 	14	0	0	0
Jeff Davis	12	41.38% 	12	0	0	0
Write-In Totals	3	10.34% 	3	0	0	0
Not Assigned	3	10.34% 	3	0	0	0
Total Votes Cast	29	100.00% 	29	0	0	0
Overvotes	0		0	0	0	0
Undervotes	22		22	0	0	0
Contest Totals	51		51	0	0	0




For Mercer County Educational Service Center Board Unexpired MERCER CO BD OF ED

Vote For 1

	TOTAL	VOTE %	Polling Place	Mail Absentee	Early Voting Absentee	Provisional
Ryan F. Thompson	14	100.00% 	14	0	0	0
Total Votes Cast	14	100.00% 	14	0	0	0
Overvotes	0		0	0	0	0
Undervotes	3		3	0	0	0
Contest Totals	17		17	0	0	0

For Ansonia Lsd - Bd Of Ed (2) ANSONIA LSD

Vote For 2

	TOTAL	VOTE %	Polling Place	Mail Absentee	Early Voting Absentee	Provisional
Clarence A. Kammer	8	66.67% 	7	0	1	0
Tonya Wietholter	4	33.33% 	4	0	0	0
Total Votes Cast	12	100.00% 	11	0	1	0
Overvotes	0		0	0	0	0
Undervotes	6		5	0	1	0
Contest Totals	18		16	0	2	0

WABASH AND NORTH STAR VILLAGE

For Ansonia Lsd. Bd. of Ed. Unexpired ANSONIA LSD

Vote For 1

	TOTAL	VOTE %		Polling Place	Mail Absentee	Early Voting Absentee	Provisional
Daryl Riffle	8	100.00%	<div style="width: 100%; height: 10px; background-color: #ffc107;"></div>	7	0	1	0
Total Votes Cast	8	100.00%	<div style="width: 100%; height: 10px; background-color: #ffc107;"></div>	7	0	1	0
Overvotes	0			0	0	0	0
Undervotes	1			1	0	0	0
Contest Totals	9			8	0	1	0

For Marion Local Sd - Bd Of Ed (2) MARION LOCAL SD

Vote For 2

	TOTAL	VOTE %		Polling Place	Mail Absentee	Early Voting Absentee	Provisional
Jesse Rose	10	52.63%	<div style="width: 52.63%; height: 10px; background-color: #ffc107;"></div>	10	0	0	0
Phil Moeller	9	47.37%	<div style="width: 47.37%; height: 10px; background-color: #ffc107;"></div>	9	0	0	0
Total Votes Cast	19	100.00%	<div style="width: 100%; height: 10px; background-color: #ffc107;"></div>	19	0	0	0
Overvotes	0			0	0	0	0
Undervotes	9			9	0	0	0
Contest Totals	28			28	0	0	0

For St. Henry Consolidated Lsd - Bd Of Ed (3) ST HENRY CLSD

Vote For 3

	TOTAL	VOTE %		Polling Place	Mail Absentee	Early Voting Absentee	Provisional
Andy Fullenkamp	2	33.33%	<div style="width: 33.33%; height: 10px; background-color: #ffc107;"></div>	2	0	0	0
Gail Hess	2	33.33%	<div style="width: 33.33%; height: 10px; background-color: #ffc107;"></div>	2	0	0	0
Ben Miller	2	33.33%	<div style="width: 33.33%; height: 10px; background-color: #ffc107;"></div>	2	0	0	0
Total Votes Cast	6	100.00%	<div style="width: 100%; height: 10px; background-color: #ffc107;"></div>	6	0	0	0
Overvotes	0			0	0	0	0
Undervotes	3			3	0	0	0
Contest Totals	9			9	0	0	0

For Versailles EVSD - Bd Of Ed (3) VERSAILLES EXMPT VSD




Vote For 3

	TOTAL	VOTE %		Polling Place	Mail Absentee	Early Voting Absentee	Provisional
Steven E. Ruhenkamp	99	38.67%	<div style="width: 38.67%; height: 10px; background-color: #ffc107;"></div>	97	2	0	0
Jerry Shardo	80	31.25%	<div style="width: 31.25%; height: 10px; background-color: #ffc107;"></div>	77	2	1	0
Matt Magoto	77	30.08%	<div style="width: 30.08%; height: 10px; background-color: #ffc107;"></div>	75	2	0	0
Total Votes Cast	256	100.00%	<div style="width: 100%; height: 10px; background-color: #ffc107;"></div>	249	6	1	0
Overvotes	0			0	0	0	0
Undervotes	59			57	0	2	0
Contest Totals	315			306	6	3	0

WABASH AND NORTH STAR VILLAGE

Issue 1 - 0.6 mill Renewal - Tri-County Board of Recovery and Mental Health Services

Vote For 1

	TOTAL	VOTE %		Polling Place	Mail Absentee	Early Voting Absentee	Provisional
For the Tax Levy	86	66.15%		83	2	1	0
Against the Tax Levy	44	33.85%		43	0	1	0
Total Votes Cast	130	100.00%		126	2	2	0
Overvotes	0			0	0	0	0
Undervotes	1			1	0	0	0
Contest Totals	131			127	2	2	0




WASHINGTON TOWNSHIP

Statistics

	TOTAL	Polling Place	Mail Absentee	Early Voting Absentee	Provisional
Registered Voters - Total	806				
Ballots Cast - Total	163	154	1	8	0
Ballots Cast - Blank	0	0	0	0	0
Voter Turnout - Total	20.22%				





For Washington Township - Trustee WASHINGTON TWP

Vote For 2

	TOTAL	VOTE %		Polling Place	Mail Absentee	Early Voting Absentee	Provisional
Donald D. Weiss	139	58.40%		131	1	7	0
Luke Leber	99	41.60%		94	1	4	0
Total Votes Cast	238	100.00%		225	2	11	0
Overvotes	0			0	0	0	0
Undervotes	88			83	0	5	0
Contest Totals	326			308	2	16	0

For Darke County Educational Service Center Board DARKE CO BD OF EDUC

Vote For 3

	TOTAL	VOTE %		Polling Place	Mail Absentee	Early Voting Absentee	Provisional
Larry L. Besecker	34	35.79%		33	0	1	0
Caroline R. Schmidt	34	35.79%		34	0	0	0
Chad Booher	27	28.42%		27	0	0	0
Total Votes Cast	95	100.00%		94	0	1	0
Overvotes	0			0	0	0	0
Undervotes	55			53	0	2	0
Contest Totals	150			147	0	3	0

For Darke County Board of Educational Service Center Board Unexpired DARKE CO BD OF EDUC

Vote For 1

	TOTAL	VOTE %		Polling Place	Mail Absentee	Early Voting Absentee	Provisional
No Valid Petition Filed	0			0	0	0	0
Total Votes Cast	0			0	0	0	0
Overvotes	0			0	0	0	0
Undervotes	50			49	0	1	0
Contest Totals	50			49	0	1	0

WASHINGTON TOWNSHIP

For Greenville Csd - Bd Of Ed (3) GREENVILLE CITY SD

Vote For 3

	TOTAL	VOTE %		Polling Place	Mail Absentee	Early Voting Absentee	Provisional
Krista Stump	86	39.63%	<div style="width: 39.63%;"></div>	78	1	7	0
Brad Gettinger	70	32.26%	<div style="width: 32.26%;"></div>	63	1	6	0
Mark H. Libert	61	28.11%	<div style="width: 28.11%;"></div>	55	1	5	0
Total Votes Cast	217	100.00%	<div style="width: 100%;"></div>	196	3	18	0
Overvotes	0			0	0	0	0
Undervotes	122			119	0	3	0
Contest Totals	339			315	3	21	0

For Mississinawa Valley Lsd - Bd Of Ed (2) MISSISSINAWA LSD

Vote For 2

	TOTAL	VOTE %		Polling Place	Mail Absentee	Early Voting Absentee	Provisional
Sandra Austerman-Skidmore	32	38.10%	<div style="width: 38.10%;"></div>	31	0	1	0
Matthew Hiestand	30	35.71%	<div style="width: 35.71%;"></div>	29	0	1	0
Keith Threewits	22	26.19%	<div style="width: 26.19%;"></div>	22	0	0	0
Total Votes Cast	84	100.00%	<div style="width: 100%;"></div>	82	0	2	0
Overvotes	0			0	0	0	0
Undervotes	14			14	0	0	0
Contest Totals	98			96	0	2	0

For Tri-village Lsd - Bd Of Ed (3) TRI VILLAGE LSD

Vote For 3

	TOTAL	VOTE %		Polling Place	Mail Absentee	Early Voting Absentee	Provisional
Darin S. Dubbs	1	33.33%	<div style="width: 33.33%;"></div>	1	0	0	0
Tracy K. Frech	1	33.33%	<div style="width: 33.33%;"></div>	1	0	0	0
Thomas Schlechty	1	33.33%	<div style="width: 33.33%;"></div>	1	0	0	0
Amy L. Farmer	0	0.00%	<div style="width: 0%;"></div>	0	0	0	0
Total Votes Cast	3	100.00%	<div style="width: 100%;"></div>	3	0	0	0
Overvotes	0			0	0	0	0
Undervotes	0			0	0	0	0
Contest Totals	3			3	0	0	0

Issue 1 - 0.6 mill Renewal - Tri-County Board of Recovery and Mental Health Services




Vote For 1

	TOTAL	VOTE %		Polling Place	Mail Absentee	Early Voting Absentee	Provisional
For the Tax Levy	82	51.25%	<div style="width: 51.25%;"></div>	75	1	6	0
Against the Tax Levy	78	48.75%	<div style="width: 48.75%;"></div>	76	0	2	0
Total Votes Cast	160	100.00%	<div style="width: 100%;"></div>	151	1	8	0
Overvotes	0			0	0	0	0
Undervotes	3			3	0	0	0
Contest Totals	163			154	1	8	0

WASHINGTON TOWNSHIP




Issue 15 - WASHINGTON TWP - (1.5) mill Additional Tax

Vote For 1

	TOTAL	VOTE %		Polling Place	Mail Absentee	Early Voting Absentee	Provisional
For the Tax Levy	92	56.79%		85	1	6	0
Against the Tax Levy	70	43.21%		68	0	2	0
Total Votes Cast	162	100.00%		153	1	8	0
Overvotes	0			0	0	0	0
Undervotes	1			1	0	0	0
Contest Totals	163			154	1	8	0

Issue 17 - GREENVILLE CITY SD - (4.15) mill Renewal Levy

Vote For 1

	TOTAL	VOTE %		Polling Place	Mail Absentee	Early Voting Absentee	Provisional
Against the Tax Levy	69	61.06%		67	0	2	0
For the Tax Levy	44	38.94%		38	1	5	0
Total Votes Cast	113	100.00%		105	1	7	0
Overvotes	0			0	0	0	0
Undervotes	0			0	0	0	0
Contest Totals	113			105	1	7	0







VERSAILLES VILLAGE - A

Statistics

	TOTAL	Polling Place	Mail Absentee	Early Voting Absentee	Provisional
Registered Voters - Total	901				
Ballots Cast - Total	153	128	8	17	0
Ballots Cast - Blank	0	0	0	0	0
Voter Turnout - Total	16.98%				




For Versailles Village - Council VERSAILLES

Vote For 4

	TOTAL	VOTE %		Polling Place	Mail Absentee	Early Voting Absentee	Provisional
Ralph Gigandet, Jr.	128	26.34%		106	7	15	0
Cory J. Griesdorn	102	20.99%		85	4	13	0
Kent J. Paulus	100	20.58%		89	3	8	0
Randy A. Gump	78	16.05%		63	6	9	0
Lance Steinbrunner	78	16.05%		67	3	8	0
Total Votes Cast	486	100.00%		410	23	53	0
Overvotes	0			0	0	0	0
Undervotes	126			102	9	15	0
Contest Totals	612			512	32	68	0





For Wayne Township - Trustee WAYNE TWP

Vote For 2

	TOTAL	VOTE %		Polling Place	Mail Absentee	Early Voting Absentee	Provisional
Ken Moorman	120	50.42%		99	7	14	0
Dennis Mestemaker	118	49.58%		100	4	14	0
Total Votes Cast	238	100.00%		199	11	28	0
Overvotes	0			0	0	0	0
Undervotes	68			57	5	6	0
Contest Totals	306			256	16	34	0

For Versailles EVSD - Bd Of Ed (3) VERSAILLES EXMPT VSD




Vote For 3

	TOTAL	VOTE %		Polling Place	Mail Absentee	Early Voting Absentee	Provisional
Steven E. Ruhenkamp	119	33.90%		101	4	14	0
Matt Magoto	116	33.05%		97	5	14	0
Jerry Shardo	116	33.05%		94	7	15	0
Total Votes Cast	351	100.00%		292	16	43	0
Overvotes	0			0	0	0	0
Undervotes	108			92	8	8	0
Contest Totals	459			384	24	51	0

VERSAILLES VILLAGE - A

Issue 1 - 0.6 mill Renewal - Tri-County Board of Recovery and Mental Health Services

Vote For 1

	TOTAL	VOTE %		Polling Place	Mail Absentee	Early Voting Absentee	Provisional
For the Tax Levy	117	77.48%		98	6	13	0
Against the Tax Levy	34	22.52%		29	1	4	0
Total Votes Cast	151	100.00%		127	7	17	0
Overvotes	0			0	0	0	0
Undervotes	2			1	1	0	0
Contest Totals	153			128	8	17	0

VERSAILLES VILLAGE - B

Statistics

	TOTAL	Polling Place	Mail Absentee	Early Voting Absentee	Provisional
Registered Voters - Total	963				
Ballots Cast - Total	187	169	7	11	0
Ballots Cast - Blank	0	0	0	0	0
Voter Turnout - Total	19.42%				

For Versailles Village - Council VERSAILLES

Vote For 4

	TOTAL	VOTE %		Polling Place	Mail Absentee	Early Voting Absentee	Provisional
Ralph Gigandet, Jr.	162	25.71%	<div style="width: 25.71%;"></div>	147	5	10	0
Kent J. Paulus	126	20.00%	<div style="width: 20.00%;"></div>	115	4	7	0
Lance Steinbrunner	124	19.68%	<div style="width: 19.68%;"></div>	113	3	8	0
Cory J. Griesdorn	120	19.05%	<div style="width: 19.05%;"></div>	108	3	9	0
Randy A. Gump	98	15.56%	<div style="width: 15.56%;"></div>	92	4	2	0
Total Votes Cast	630	100.00%	<div style="width: 100%;"></div>	575	19	36	0
Overvotes	0			0	0	0	0
Undervotes	118			101	9	8	0
Contest Totals	748			676	28	44	0

For Wayne Township - Trustee WAYNE TWP

Vote For 2

	TOTAL	VOTE %		Polling Place	Mail Absentee	Early Voting Absentee	Provisional
Ken Moorman	163	52.08%	<div style="width: 52.08%;"></div>	147	7	9	0
Dennis Mestemaker	150	47.92%	<div style="width: 47.92%;"></div>	135	4	11	0
Total Votes Cast	313	100.00%	<div style="width: 100%;"></div>	282	11	20	0
Overvotes	0			0	0	0	0
Undervotes	61			56	3	2	0
Contest Totals	374			338	14	22	0

For Versailles EVSD - Bd Of Ed (3) VERSAILLES EXMPT VSD




Vote For 3

	TOTAL	VOTE %		Polling Place	Mail Absentee	Early Voting Absentee	Provisional
Matt Magoto	161	33.89%	<div style="width: 33.89%;"></div>	143	7	11	0
Steven E. Ruhenkamp	161	33.89%	<div style="width: 33.89%;"></div>	144	6	11	0
Jerry Shardo	153	32.21%	<div style="width: 32.21%;"></div>	138	5	10	0
Total Votes Cast	475	100.00%	<div style="width: 100%;"></div>	425	18	32	0
Overvotes	0			0	0	0	0
Undervotes	86			82	3	1	0
Contest Totals	561			507	21	33	0

VERSAILLES VILLAGE - B

Issue 1 - 0.6 mill Renewal - Tri-County Board of Recovery and Mental Health Services

Vote For 1

	TOTAL	VOTE %		Polling Place	Mail Absentee	Early Voting Absentee	Provisional
For the Tax Levy	142	77.17%		130	5	7	0
Against the Tax Levy	42	22.83%		36	2	4	0
Total Votes Cast	184	100.00%		166	7	11	0
Overvotes	0			0	0	0	0
Undervotes	3			3	0	0	0
Contest Totals	187			169	7	11	0




WAYNE TOWNSHIP

Statistics

	TOTAL	Polling Place	Mail Absentee	Early Voting Absentee	Provisional
Registered Voters - Total	1,262				
Ballots Cast - Total	127	106	5	16	0
Ballots Cast - Blank	0	0	0	0	0
Voter Turnout - Total	10.06%				





For Wayne Township - Trustee WAYNE TWP

Vote For 2

	TOTAL	VOTE %		Polling Place	Mail Absentee	Early Voting Absentee	Provisional
Ken Moorman	118	51.75%		97	5	16	0
Dennis Mestemaker	110	48.25%		93	3	14	0
Total Votes Cast	228	100.00%		190	8	30	0
Overvotes	0			0	0	0	0
Undervotes	26			22	2	2	0
Contest Totals	254			212	10	32	0





For Bradford Evsd - Bd Of Ed (3 BRADFORD EXEMPTED SD

Vote For 3

	TOTAL	VOTE %		Polling Place	Mail Absentee	Early Voting Absentee	Provisional
Scott J. Besecker	2	50.00%		2	0	0	0
Trey Manuel	2	50.00%		2	0	0	0
No Valid Petition Filed	0	0.00%		0	0	0	0
Total Votes Cast	4	100.00%		4	0	0	0
Overvotes	0			0	0	0	0
Undervotes	2			2	0	0	0
Contest Totals	6			6	0	0	0

For Greenville Csd - Bd Of Ed (3 GREENVILLE CITY SD

Vote For 3

	TOTAL	VOTE %		Polling Place	Mail Absentee	Early Voting Absentee	Provisional
Brad Gettinger	1	33.33%		0	1	0	0
Mark H. Libert	1	33.33%		0	1	0	0
Krista Stump	1	33.33%		0	1	0	0
Total Votes Cast	3	100.00%		0	3	0	0
Overvotes	0			0	0	0	0
Undervotes	0			0	0	0	0
Contest Totals	3			0	3	0	0

WAYNE TOWNSHIP

For Russia Lsd - Bd Of Ed (3) RUSSIA LSD

Vote For 3

	TOTAL	VOTE %		Polling Place	Mail Absentee	Early Voting Absentee	Provisional
Joshua D. Francis	4	36.36%		4	0	0	0
Maria Hoehne	4	36.36%		4	0	0	0
Chelsea Hoying	3	27.27%		3	0	0	0
Total Votes Cast	11	100.00%		11	0	0	0
Overvotes	0			0	0	0	0
Undervotes	1			1	0	0	0
Contest Totals	12			12	0	0	0

For Versailles EVSD - Bd Of Ed (3) VERSAILLES EXMPT VSD

Vote For 3

	TOTAL	VOTE %		Polling Place	Mail Absentee	Early Voting Absentee	Provisional
Matt Magoto	107	33.65%		89	4	14	0
Jerry Shardo	106	33.33%		88	4	14	0
Steven E. Ruhenkamp	105	33.02%		91	1	13	0
Total Votes Cast	318	100.00%		268	9	41	0
Overvotes	0			0	0	0	0
Undervotes	42			32	3	7	0
Contest Totals	360			300	12	48	0

Issue 1 - 0.6 mill Renewal - Tri-County Board of Recovery and Mental Health Services

Vote For 1

	TOTAL	VOTE %		Polling Place	Mail Absentee	Early Voting Absentee	Provisional
For the Tax Levy	101	80.16%		86	4	11	0
Against the Tax Levy	25	19.84%		19	1	5	0
Total Votes Cast	126	100.00%		105	5	16	0
Overvotes	0			0	0	0	0
Undervotes	1			1	0	0	0
Contest Totals	127			106	5	16	0

Issue 16 - BRADFORD EXEMPTED SD - Bonds and (1.84) mill Levy




Vote For 1

	TOTAL	VOTE %		Polling Place	Mail Absentee	Early Voting Absentee	Provisional
For the Bond Issue	2	100.00%		2	0	0	0
Against the Bond Issue	0	0.00%		0	0	0	0
Total Votes Cast	2	100.00%		2	0	0	0
Overvotes	0			0	0	0	0
Undervotes	0			0	0	0	0
Contest Totals	2			2	0	0	0

WAYNE TOWNSHIP

Issue 17 - GREENVILLE CITY SD - (4.15) mill Renewal Levy

Vote For 1

	TOTAL	VOTE %		Polling Place	Mail Absentee	Early Voting Absentee	Provisional
Against the Tax Levy	1	100.00%		0	1	0	0
For the Tax Levy	0	0.00%		0	0	0	0
Total Votes Cast	1	100.00%		0	1	0	0
Overvotes	0			0	0	0	0
Undervotes	0			0	0	0	0
Contest Totals	1			0	1	0	0




YORK TOWNSHIP

Statistics

	TOTAL	Polling Place	Mail Absentee	Early Voting Absentee	Provisional
Registered Voters - Total	328				
Ballots Cast - Total	47	32	3	12	0
Ballots Cast - Blank	0	0	0	0	0
Voter Turnout - Total	14.33%				





For York Township - Trustee YORK TWP

Vote For 2

	TOTAL	VOTE %		Polling Place	Mail Absentee	Early Voting Absentee	Provisional
William L. Barga	38	56.72%		28	2	8	0
Roger Heckman	29	43.28%		16	2	11	0
Total Votes Cast	67	100.00%		44	4	19	0
Overvotes	0			0	0	0	0
Undervotes	27			20	2	5	0
Contest Totals	94			64	6	24	0

For Darke County Educational Service Center Board DARKE CO BD OF EDUC

Vote For 3

	TOTAL	VOTE %		Polling Place	Mail Absentee	Early Voting Absentee	Provisional
Caroline R. Schmidt	17	34.69%		9	2	6	0
Larry L. Besecker	16	32.65%		8	2	6	0
Chad Booher	16	32.65%		9	2	5	0
Total Votes Cast	49	100.00%		26	6	17	0
Overvotes	0			0	0	0	0
Undervotes	50			40	3	7	0
Contest Totals	99			66	9	24	0

For Darke County Board of Educational Service Center Board Unexpired DARKE CO BD OF EDUC

Vote For 1

	TOTAL	VOTE %		Polling Place	Mail Absentee	Early Voting Absentee	Provisional
No Valid Petition Filed	0			0	0	0	0
Total Votes Cast	0			0	0	0	0
Overvotes	0			0	0	0	0
Undervotes	33			22	3	8	0
Contest Totals	33			22	3	8	0

YORK TOWNSHIP

For Ansonia Lsd - Bd Of Ed (2) ANSONIA LSD

Vote For 2

	TOTAL	VOTE %		Polling Place	Mail Absentee	Early Voting Absentee	Provisional
Tonya Wietholter	19	55.88%	<div style="width: 55.88%;"><div style="width: 55.88%;"></div></div>	12	2	5	0
Clarence A. Kammer	15	44.12%	<div style="width: 44.12%;"><div style="width: 44.12%;"></div></div>	9	2	4	0
Total Votes Cast	34	100.00%	<div style="width: 100%;"><div style="width: 100%;"></div></div>	21	4	9	0
Overvotes	0			0	0	0	0
Undervotes	32			23	2	7	0
Contest Totals	66			44	6	16	0

For Ansonia Lsd. Bd. of Ed. Unexpired ANSONIA LSD

Vote For 1

	TOTAL	VOTE %		Polling Place	Mail Absentee	Early Voting Absentee	Provisional
Daryl Riffle	26	100.00%	<div style="width: 100%;"><div style="width: 100%;"></div></div>	18	2	6	0
Total Votes Cast	26	100.00%	<div style="width: 100%;"><div style="width: 100%;"></div></div>	18	2	6	0
Overvotes	0			0	0	0	0
Undervotes	7			4	1	2	0
Contest Totals	33			22	3	8	0

For Versailles EVSD - Bd Of Ed (3) VERSAILLES EXMPT VSD

Vote For 3

	TOTAL	VOTE %		Polling Place	Mail Absentee	Early Voting Absentee	Provisional
Steven E. Ruhenkamp	13	40.62%	<div style="width: 40.62%;"><div style="width: 40.62%;"></div></div>	9	0	4	0
Matt Magoto	10	31.25%	<div style="width: 31.25%;"><div style="width: 31.25%;"></div></div>	8	0	2	0
Jerry Shardo	9	28.12%	<div style="width: 28.12%;"><div style="width: 28.12%;"></div></div>	7	0	2	0
Total Votes Cast	32	100.00%	<div style="width: 100%;"><div style="width: 100%;"></div></div>	24	0	8	0
Overvotes	0			0	0	0	0
Undervotes	10			6	0	4	0
Contest Totals	42			30	0	12	0

Issue 1 - 0.6 mill Renewal - Tri-County Board of Recovery and Mental Health Services

Vote For 1

	TOTAL	VOTE %		Polling Place	Mail Absentee	Early Voting Absentee	Provisional
For the Tax Levy	27	58.70%	<div style="width: 58.70%;"><div style="width: 58.70%;"></div></div>	16	3	8	0
Against the Tax Levy	19	41.30%	<div style="width: 41.30%;"><div style="width: 41.30%;"></div></div>	16	0	3	0
Total Votes Cast	46	100.00%	<div style="width: 100%;"><div style="width: 100%;"></div></div>	32	3	11	0
Overvotes	0			0	0	0	0
Undervotes	1			0	0	1	0
Contest Totals	47			32	3	12	0