

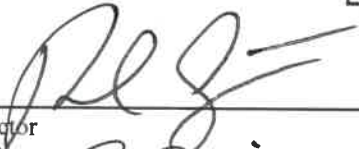

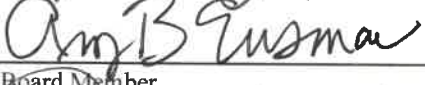


**August 8, 2023 Special Election
Official Certification of Results
Signature Form**

We, the undersigned Members of the Board of Elections of County indicated below, do hereby certify that the Official Results of the Election (county specific and most-populous, if applicable) submitted to the Secretary of State's Office are valid and accurate, and the number of absentee voters reconciles with the number of absentee ballots cast and counted.

Darke
County Name

IN WITNESS WHEREOF, we have subscribed our names officially on the date indicated below:

Aug 22, 2023
Today's Date

 _____ Director	 _____ Deputy Director
 _____ Board Member	Absent _____ Board Member
 _____ Board Member	 _____ Board Member

The Board must complete and sign, scan, and email the signed form to Results@OhioSoS.gov along with the Official Vote Total Summary Report with Group Detail.

Darke County's Official Canvass
Election Summary
August 8, 2023

Special Election

Results

Statistics

	TOTAL	Polling Place	Mail Absentee	Early Voting Absentee	Provisional
Election Day Precincts Reporting	43 of 43	43	0	0	0
Precincts Complete	0 of 43	0	0	0	0
Precincts Partially Reported	43 of 43	43	0	0	0
Absentee/ Early Precincts Reporting	43 of 43	0	43	43	36
Registered Voters - Total	34,141				
Ballots Cast - Total	15,224	11,653	529	2,937	105
Ballots Cast - Blank	2	2	0	0	0
Voter Turnout - Total	44.59%				

Darke County's Official Canvass
 Election Summary
 August 8, 2023

Special Election

Results

Issue 1
 Vote For 1

	TOTAL	VOTE %	Polling Place	Mail Absentee	Early Voting Absentee	Provisional
Yes	11,427	75.07%	9,262	321	1,771	73
No	3,795	24.93%	2,389	208	1,166	32
Total Votes Cast	15,222	100.00%	11,651	529	2,937	105
Overvotes	0		0	0	0	0
Undervotes	2		2	0	0	0
Contest Totals	15,224		11,653	529	2,937	105