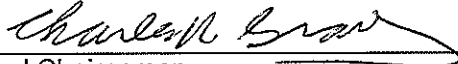



# Official Certification of Results of the May 8, 2018 Election Signature Form

We, the undersigned Members of the Board of Elections of Defiance County, do hereby certify the validity and accuracy of the Official Election Results (county specific and most-populous; if applicable) and the Supplemental Reports for Absentee Ballots and Provisional Ballots (in lieu of signing individual reports) that have been electronically submitted to the Secretary of State's Office.

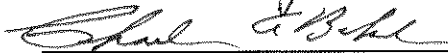
IN WITNESS WHEREOF, we have subscribed our names officially at Defiance, Ohio this 23 day of May, 2018.




Board Chairperson




Board Member




Board Member



Board Member



Director (Attest)



Deputy Director (Attest)

This signature form for the purpose of certifying the validity and accuracy of the Official Election Results (county specific and most-populous; if applicable) must be submitted via e-mail to Allison Scott at [Ascott@ohiosecretaryofstate.gov](mailto:Ascott@ohiosecretaryofstate.gov) by May 29, 2018. The signature form must be signed by the Director, Deputy Director, and each Board Member present for the official canvass.

**Election Summary Report**  
**DEFIANCE COUNTY PRIMARY ELECTION May 8, 2018**  
**Summary For Jurisdiction Wide, All Counters, All Races**  
**Defiance County Official Canvass**

Date: 05/23/18  
 Time: 09:58:59  
 Page: 1 of 5

Registered Voters 26086 - Cards Cast 4150 15.91%

Num. Report Precinct 33 - Num. Reporting 33 100.00%

DEMOCRAT GOVERNOR		Dem	Total
Number of Precincts			33
Precincts Reporting			33 100.0 %
Times Counted	1288/3264		39.5 %
Total Votes			1209
<b>CORDRAY/SUTTON GOV</b>			755 62.45%
<b>EALY/LYNN GOV/LT GOV</b>			23 1.90%
<b>KUCINICH/SAMPLES GOV</b>			273 22.58%
<b>ONEILL/LEWIS GOV/LT</b>			65 5.38%
<b>RAY/SCHROEDER GOV/L</b>			35 2.89%
<b>SCHIAVONI/DODD GOV/L</b>			58 4.80%

REPUBLICAN AUDITOR OF STATE		Rep	Total
Number of Precincts			33
Precincts Reporting			33 100.0 %
Times Counted	2790/8775		31.8 %
Total Votes			2160
<b>Keith Faber</b>			2160 100.00%

GREEN GOVERNOR		Gre	Total
Number of Precincts			33
Precincts Reporting			33 100.0 %
Times Counted	2/11		18.2 %
Total Votes			1
<b>GADELL-NEWTON/JOSE</b>			1 100.00%

DEMOCRAT SECRETARY OF STATE		Dem	Total
Number of Precincts			33
Precincts Reporting			33 100.0 %
Times Counted	1288/3264		39.5 %
Total Votes			947
<b>Kathleen Clyde</b>			947 100.00%

REPUBLICAN GOVERNOR		Rep	Total
Number of Precincts			33
Precincts Reporting			33 100.0 %
Times Counted	2790/8775		31.8 %
Total Votes			2718
<b>DeWINE/HUSTED GOV/L</b>			1829 67.29%
<b>TAYLOR/ESTRUTH GOV/L</b>			889 32.71%

REPUBLICAN SECRETARY OF STATE		Rep	Total
Number of Precincts			33
Precincts Reporting			33 100.0 %
Times Counted	2790/8775		31.8 %
Total Votes			2144
<b>Frank LaRose</b>			2144 100.00%

DEMOCRAT ATTORNEY GENERAL		Dem	Total
Number of Precincts			33
Precincts Reporting			33 100.0 %
Times Counted	1288/3264		39.5 %
Total Votes			869
<b>Steve Dettelbach</b>			869 100.00%

DEMOCRAT TREASURER OF STATE		Dem	Total
Number of Precincts			33
Precincts Reporting			33 100.0 %
Times Counted	1288/3264		39.5 %
Total Votes			939
<b>Rob Richardson</b>			939 100.00%

REPUBLICAN ATTORNEY GENERAL		Rep	Total
Number of Precincts			33
Precincts Reporting			33 100.0 %
Times Counted	2790/8775		31.8 %
Total Votes			2212
<b>Dave Yost</b>			2212 100.00%

GREEN TREASURER OF STATE		Gre	Total
Number of Precincts			33
Precincts Reporting			33 100.0 %
Times Counted	2/11		18.2 %
Total Votes			0
Write-in Votes			0 N/A

DEMOCRAT AUDITOR OF STATE		Dem	Total
Number of Precincts			33
Precincts Reporting			33 100.0 %
Times Counted	1288/3264		39.5 %
Total Votes			914
<b>Zack Space</b>			914 100.00%

REPUBLICAN TREASURER OF STATE		Rep	Total
Number of Precincts			33
Precincts Reporting			33 100.0 %
Times Counted	2790/8775		31.8 %
Total Votes			2434
<b>Sandra O'Brien</b>			941 38.66%
<b>Robert Sprague</b>			1493 61.34%

*RPB*  
*SBY*  
*2018*  
*APJ*

Election Summary Report  
 DEFIANCE COUNTY PRIMARY ELECTION May 8, 2018  
 Summary For Jurisdiction Wide, All Counters, All Races  
 Defiance County Official Canvass

Date:05/23/18  
 Time:09:58:59  
 Page:2 of 5

Registered Voters 26086 - Cards Cast 4150 15.91%

Num. Report Precinct 33 - Num. Reporting 33 100.00%

DEMOCRAT U S SENATOR		Dem	
	Total		
Number of Precincts	33		
Precincts Reporting	33	100.0 %	
Times Counted	1288/3264	39.5 %	
Total Votes	1081		
<b>Sherrod Brown</b>	1081	100.00%	

DEMOCRAT JUSTICE SUPREME COURT		Dem	
	Total		
Number of Precincts	33		
Precincts Reporting	33	100.0 %	
Times Counted	1288/3264	39.5 %	
Total Votes	957		
<b>Michael P. Donnelly</b>	957	100.00%	

GREEN U S SENATOR		Gre	
	Total		
Number of Precincts	33		
Precincts Reporting	33	100.0 %	
Times Counted	2/11	18.2 %	
Total Votes	0		
Write-in Votes	0	N/A	

REPUBLICAN JUSTICE SUPREME COURT		Rep	
	Total		
Number of Precincts	33		
Precincts Reporting	33	100.0 %	
Times Counted	2790/8775	31.8 %	
Total Votes	2172		
<b>Craig Baldwin</b>	2172	100.00%	

REPUBLICAN U S SENATOR		Rep	
	Total		
Number of Precincts	33		
Precincts Reporting	33	100.0 %	
Times Counted	2790/8775	31.8 %	
Total Votes	2394		
Melissa Ackison	388	16.21%	
Don Elijah Eckhart	130	5.43%	
<b>Mike Gibbons</b>	985	41.14%	
Dan Kiley	127	5.30%	
Jim Renacci	760	31.75%	
Write-in Votes	4	0.17%	

DEMOCRAT JUSTICE SUPREME COURT		Dem	
	Total		
Number of Precincts	33		
Precincts Reporting	33	100.0 %	
Times Counted	1288/3264	39.5 %	
Total Votes	964		
<b>Melody J. Stewart</b>	964	100.00%	

REPUBLICAN JUSTICE SUPREME COURT		Rep	
	Total		
Number of Precincts	33		
Precincts Reporting	33	100.0 %	
Times Counted	2790/8775	31.8 %	
Total Votes	2117		
<b>Mary DeGenaro</b>	2117	100.00%	

DEMOCRAT REPRESENTATIVE TO CONGRESS (5TH DISTRICT)		Dem	
	Total		
Number of Precincts	33		
Precincts Reporting	33	100.0 %	
Times Counted	1288/3264	39.5 %	
Total Votes	1117		
<b>J. Michael Galbraith</b>	821	73.50%	
James Neu, Jr.	296	26.50%	

REPUBLICAN JUDGE OF THE COURT OF APPEALS 3RD		Rep	
	Total		
Number of Precincts	33		
Precincts Reporting	33	100.0 %	
Times Counted	2790/8775	31.8 %	
Total Votes	2062		
<b>John R. Willamowski</b>	2062	100.00%	

REPUBLICAN REPRESENTATIVE TO CONGRESS (5TH DISTRICT)		Rep	
	Total		
Number of Precincts	33		
Precincts Reporting	33	100.0 %	
Times Counted	2790/8775	31.8 %	
Total Votes	2727		
Robert Kreienkamp	221	8.10%	
<b>Bob Latta</b>	1931	70.81%	
Todd Wolfrum	575	21.09%	

1ST DIST STATE CEN COMM - MAN - REP		Rep	
	Total		
Number of Precincts	33		
Precincts Reporting	33	100.0 %	
Times Counted	2790/8775	31.8 %	
Total Votes	2163		
<b>Robert E. Campbell</b>	1245	57.56%	
Rob Radway	918	42.44%	

Election Summary Report  
 DEFIANCE COUNTY PRIMARY ELECTION May 8, 2018  
 Summary For Jurisdiction Wide, All Counters, All Races  
 Defiance County Official Canvass

Date:05/23/18  
 Time:09:58:59  
 Page:3 of 5

Registered Voters 26086 - Cards Cast 4150 15.91%

Num. Report Precinct 33 - Num. Reporting 33 100.00%

1ST DIST STATE CEN COMM - Rep		WOMAN - REP	
	Total		
Number of Precincts	33		
Precincts Reporting	33	100.0 %	
Times Counted	2790/8775	31.8 %	
Total Votes	2141		
Gina R. Campbell	1044	48.76%	
Christina Muryn	1097	51.24%	

REPUBLICAN STATE REPRESENTATIVE (82ND)		Rep	
	Total		
Number of Precincts	33		
Precincts Reporting	33	100.0 %	
Times Counted	2790/8775	31.8 %	
Total Votes	2257		
Craig S. Riedel	2257	100.00%	

1ST DIST STATE CEN COMM - Dem		MAN - DEM	
	Total		
Number of Precincts	33		
Precincts Reporting	33	100.0 %	
Times Counted	1288/3264	39.5 %	
Total Votes	1005		
Timothy J. Davis	364	36.22%	
Charles R. Gray	388	38.61%	
Thomas R. Hershey	253	25.17%	

REPUBLICAN COUNTY COMMISSIONER		Rep	
	Total		
Number of Precincts	33		
Precincts Reporting	33	100.0 %	
Times Counted	2790/8775	31.8 %	
Total Votes	2297		
Ryan Mack	2297	100.00%	

1ST DIST STATE CEN COMM - Dem		WOMAN - DEM	
	Total		
Number of Precincts	33		
Precincts Reporting	33	100.0 %	
Times Counted	1288/3264	39.5 %	
Total Votes	965		
Marjorie Castanien	965	100.00%	

REPUBLICAN AUDITOR		Rep	
	Total		
Number of Precincts	33		
Precincts Reporting	33	100.0 %	
Times Counted	2790/8775	31.8 %	
Total Votes	2292		
Jill R. Little	2292	100.00%	

DEMOCRAT STATE SENATOR (1ST DISTRICT)		Dem	
	Total		
Number of Precincts	33		
Precincts Reporting	33	100.0 %	
Times Counted	1288/3264	39.5 %	
Total Votes	908		
Adam Papin	908	100.00%	

REP CENTRAL COMM 1C		Rep	
	Total		
Number of Precincts	1		
Precincts Reporting	1	100.0 %	
Times Counted	131/392	33.4 %	
Total Votes	116		
Laura L. Howell	116	100.00%	

REPUBLICAN STATE SENATOR (1ST DISTRICT)		Rep	
	Total		
Number of Precincts	33		
Precincts Reporting	33	100.0 %	
Times Counted	2790/8775	31.8 %	
Total Votes	2408		
Bob Barker, Jr.	440	18.27%	
Craig S. Kupferberg	250	10.38%	
Robert McColley	1718	71.35%	

REP CENTRAL COMM 1E		Rep	
	Total		
Number of Precincts	1		
Precincts Reporting	1	100.0 %	
Times Counted	148/388	38.1 %	
Total Votes	121		
Peter M. Lundberg	121	100.00%	

DEMOCRAT STATE REPRESENTATIVE (82ND)		Dem	
	Total		
Number of Precincts	33		
Precincts Reporting	33	100.0 %	
Times Counted	1288/3264	39.5 %	
Total Votes	908		
Aden Wyatt Baker	908	100.00%	

REP CENTRAL COMM 1H		Rep	
	Total		
Number of Precincts	1		
Precincts Reporting	1	100.0 %	
Times Counted	101/226	44.7 %	
Total Votes	76		
Douglas A. McDonald	76	100.00%	

Election Summary Report  
 DEFIANCE COUNTY PRIMARY ELECTION May 8, 2018  
 Summary For Jurisdiction Wide, All Counters, All Races  
 Defiance County Official Canvass

Date:05/23/18  
 Time:09:58:59  
 Page:4 of 5

Registered Voters 26086 - Cards Cast 4150 15.91%

Num. Report Precinct 33 - Num. Reporting 33 100.00%

REP CENTRAL COMM 2A	Rep	Total
Number of Precincts		1
Precincts Reporting	1	100.0 %
Times Counted	51/192	26.6 %
Total Votes		44
Ryan Burger	20	45.45%
<b>Christopher J. Mack</b>	24	54.55%

REP CENTRAL COMM ADAMS	Rep	Total
Number of Precincts		1
Precincts Reporting	1	100.0 %
Times Counted	91/314	29.0 %
Total Votes		76
<b>Eric Weber</b>	76	100.00%

REP CENTRAL COMM 3B	Rep	Total
Number of Precincts		1
Precincts Reporting	1	100.0 %
Times Counted	88/271	32.5 %
Total Votes		70
<b>Michael McCann</b>	70	100.00%

REP CENTRAL COMM DEFA	Rep	Total
Number of Precincts		1
Precincts Reporting	1	100.0 %
Times Counted	58/181	32.0 %
Total Votes		50
<b>Amy M. Galbraith</b>	50	100.00%

REP CENTRAL COMM 3C	Rep	Total
Number of Precincts		1
Precincts Reporting	1	100.0 %
Times Counted	55/143	38.5 %
Total Votes		50
<b>Steven J Sondergaard</b>	50	100.00%

REP CENTRAL COMM DEL	Rep	Total
Number of Precincts		1
Precincts Reporting	1	100.0 %
Times Counted	127/418	30.4 %
Total Votes		97
<b>Kenneth E. Boroff</b>	97	100.00%

REP CENTRAL COMM 3D	Rep	Total
Number of Precincts		1
Precincts Reporting	1	100.0 %
Times Counted	169/460	36.7 %
Total Votes		140
<b>Tom Weaner</b>	140	100.00%

REP CENTRAL COMM HIXT	Rep	Total
Number of Precincts		1
Precincts Reporting	1	100.0 %
Times Counted	139/372	37.4 %
Total Votes		112
<b>Michael E. Coplin</b>	112	100.00%

REP CENTRAL COMM 4A	Rep	Total
Number of Precincts		1
Precincts Reporting	1	100.0 %
Times Counted	48/196	24.5 %
Total Votes		43
<b>Jerry L. Latta</b>	43	100.00%

REP CENTRAL COMM HIXB	Rep	Total
Number of Precincts		1
Precincts Reporting	1	100.0 %
Times Counted	63/164	38.4 %
Total Votes		53
<b>Mick Pocratsky</b>	53	100.00%

REP CENTRAL COMM 4C	Rep	Total
Number of Precincts		1
Precincts Reporting	1	100.0 %
Times Counted	83/248	33.5 %
Total Votes		75
<b>Douglas J. Engel</b>	75	100.00%

REP CENTRAL COMM HIGHA	Rep	Total
Number of Precincts		1
Precincts Reporting	1	100.0 %
Times Counted	91/321	28.3 %
Total Votes		71
<b>Matt Hanenkrath</b>	71	100.00%

Election Summary Report  
 DEFIANCE COUNTY PRIMARY ELECTION May 8, 2018  
 Summary For Jurisdiction Wide, All Counters, All Races  
 Defiance County Official Canvass

Date:05/23/18  
 Time:09:58:59  
 Page:5 of 5

Registered Voters 26086 - Cards Cast 4150 15.91%

Num. Report Precinct 33 - Num. Reporting 33 100.00%

REP CENTRAL COMM HIGHB		Rep	Total
Number of Precincts			1
Precincts Reporting			1 100.0 %
Times Counted		114/378	30.2 %
Total Votes			88
<b>Larry L. Brown</b>			88 100.00%

State Issue 1		Total
Number of Precincts		33
Precincts Reporting		33 100.0 %
Times Counted		4150/26086 15.9 %
Total Votes		3978
<b>YES</b>		2856 71.79%
<b>NO</b>		1122 28.21%

REP CENTRAL COMM NOBA		Rep	Total
Number of Precincts			1
Precincts Reporting			1 100.0 %
Times Counted		59/223	26.5 %
Total Votes			45
<b>Jill R. Little</b>			45 100.00%

1E Liquor Option		Total
Number of Precincts		1
Precincts Reporting		1 100.0 %
Times Counted		245/894 27.4 %
Total Votes		240
<b>YES</b>		152 63.33%
<b>NO</b>		88 36.67%

REP CENTRAL COMM NOBB		Rep	Total
Number of Precincts			1
Precincts Reporting			1 100.0 %
Times Counted		115/358	32.1 %
Total Votes			97
<b>Ted Penner</b>			97 100.00%

REP CENTRAL COMM RICH		Rep	Total
Number of Precincts			1
Precincts Reporting			1 100.0 %
Times Counted		125/365	34.2 %
Total Votes			104
<b>Ryan Mack</b>			104 100.00%

REP CENTRAL COMM TIFFA		Rep	Total
Number of Precincts			1
Precincts Reporting			1 100.0 %
Times Counted		41/167	24.6 %
Total Votes			31
<b>Ian A. Weber</b>			31 100.00%

REP CENTRAL COMM TIFFB		Rep	Total
Number of Precincts			1
Precincts Reporting			1 100.0 %
Times Counted		42/179	23.5 %
Total Votes			34
<b>Larry J. Yoder</b>			34 100.00%