

**Election Summary Report** Date: 11/20/18  
**DEFIANCE COUNTY GENERAL ELECTION November 6, 2018** Time: 12:23:13  
**Summary For Jurisdiction Wide, All Counters, All Races** Page: 1 of 3  
**Defiance County Official Canvass**

Registered Voters 26171 - Cards Cast 14169 54.14%

Num. Report Precinct 33 - Num. Reporting 33 100.00%

GOV/LT GOV			
	Total		
Number of Precincts	33		
Precincts Reporting	33	100.0 %	
Times Counted	14169/26171	54.1 %	
Total Votes	13960		
Cordray/Sutton	4649	33.30%	
DeWine/Husted	8834	63.28%	
Gadell-Newton/Joseph	175	1.25%	
Irvine/Grayson	295	2.11%	
Write-in Votes	7	0.05%	

U S SENATOR			
	Total		
Number of Precincts	33		
Precincts Reporting	33	100.0 %	
Times Counted	14169/26171	54.1 %	
Total Votes	13829		
Sherrrod Brown	Dem	5812	42.03%
Jim Renacci	Rep	8003	57.87%
Write-in Votes		14	0.10%

ATTORNEY GENERAL			
	Total		
Number of Precincts	33		
Precincts Reporting	33	100.0 %	
Times Counted	14169/26171	54.1 %	
Total Votes	13688		
Steve Dettelbach	Dem	4729	34.55%
Dave Yost	Rep	8959	65.45%

REPRESENTATIVE TO CONGRESS (5TH DISTRICT)			
	Total		
Number of Precincts	33		
Precincts Reporting	33	100.0 %	
Times Counted	14169/26171	54.1 %	
Total Votes	13965		
J. Michael Galbraith	Dem	4420	31.65%
Don Kissick	Lib	349	2.50%
Bob Latta	Rep	9196	65.85%

AUDITOR OF STATE			
	Total		
Number of Precincts	33		
Precincts Reporting	33	100.0 %	
Times Counted	14169/26171	54.1 %	
Total Votes	13488		
Robert C. Coogan	Lib	573	4.25%
Keith Faber	Rep	8582	63.63%
Zack Space	Dem	4333	32.12%

STATE SENATOR			
	Total		
Number of Precincts	33		
Precincts Reporting	33	100.0 %	
Times Counted	14169/26171	54.1 %	
Total Votes	13574		
Robert McColley	Rep	9136	67.31%
Adam Papin	Dem	4438	32.69%

SECRETARY OF STATE			
	Total		
Number of Precincts	33		
Precincts Reporting	33	100.0 %	
Times Counted	14169/26171	54.1 %	
Total Votes	13633		
Kathleen Clyde	Dem	4555	33.41%
Frank LaRose	Rep	8687	63.72%
Dustin R. Nanna	Lib	389	2.85%
Write-in Votes		2	0.01%

STATE REPRESENTATIVE (82ND DISTRICT)			
	Total		
Number of Precincts	33		
Precincts Reporting	33	100.0 %	
Times Counted	14169/26171	54.1 %	
Total Votes	13745		
Aden Wyatt Baker	Dem	4302	31.30%
Craig S Riedel	Rep	9443	68.70%

TREASURER OF STATE			
	Total		
Number of Precincts	33		
Precincts Reporting	33	100.0 %	
Times Counted	14169/26171	54.1 %	
Total Votes	13582		
Rob Richardson	Dem	4504	33.16%
Robert Sprague	Rep	9078	66.84%

COUNTY COMMISSIONER			
	Total		
Number of Precincts	33		
Precincts Reporting	33	100.0 %	
Times Counted	14169/26171	54.1 %	
Total Votes	11003		
Ryan Mack	Rep	11003	100.00%

AUDITOR			
	Total		
Number of Precincts	33		
Precincts Reporting	33	100.0 %	
Times Counted	14169/26171	54.1 %	
Total Votes	11104		
Jill R Little	Rep	11104	100.00%

*chance ll bus*

*[Signature]*

*[Signature]*

*[Signature]*

**Election Summary Report** Date: 11/20/18  
**DEFIANCE COUNTY GENERAL ELECTION November 6, 2018** Time: 12:23:13  
**Summary For Jurisdiction Wide, All Counters, All Races** Page: 2 of 3  
**Defiance County Official Canvass**

Registered Voters 26171 - Cards Cast 14169 54.14%

Num. Report Precinct 33 - Num. Reporting 33 100.00%

JUSTICE SUPREME COURT			
	Total		
Number of Precincts	33		
Precincts Reporting	33	100.0 %	
Times Counted	14169/26171	54.1 %	
Total Votes	11164		
Craig Baldwin	5220	46.76%	
Michael P. Donnelly	5944	53.24%	

Delaware Roads Bridges			
	Total		
Number of Precincts	2		
Precincts Reporting	2	100.0 %	
Times Counted	783/1405	55.7 %	
Total Votes	770		
FOR THE TAX LEVY	527	68.44%	
AGAINST THE TAX LEVY	243	31.56%	

JUSTICE SUPREME COURT			
	Total		
Number of Precincts	33		
Precincts Reporting	33	100.0 %	
Times Counted	14169/26171	54.1 %	
Total Votes	10891		
Mary DeGenaro	5586	51.29%	
Melody J. Stewart	5305	48.71%	

Milford Roads Bridges			
	Total		
Number of Precincts	1		
Precincts Reporting	1	100.0 %	
Times Counted	397/687	57.8 %	
Total Votes	387		
FOR THE TAX LEVY	264	68.22%	
AGAINST THE TAX LEVY	123	31.78%	

JUDGE OF THE COURT OF APPEALS 3RD APPELLATE			
	Total		
Number of Precincts	33		
Precincts Reporting	33	100.0 %	
Times Counted	14169/26171	54.1 %	
Total Votes	9107		
John R. Willamowski	9107	100.00%	

Ney Fire			
	Total		
Number of Precincts	1		
Precincts Reporting	1	100.0 %	
Times Counted	121/223	54.3 %	
Total Votes	119		
FOR THE TAX LEVY	84	70.59%	
AGAINST THE LEVY	35	29.41%	

State Issue 1			
	Total		
Number of Precincts	33		
Precincts Reporting	33	100.0 %	
Times Counted	14169/26171	54.1 %	
Total Votes	13986		
YES	3468	24.80%	
NO	10518	75.20%	

Washington Roads Bridges			
	Total		
Number of Precincts	2		
Precincts Reporting	2	100.0 %	
Times Counted	636/1075	59.2 %	
Total Votes	612		
FOR THE TAX LEVY	439	71.73%	
AGAINST THE TAX LEVY	173	28.27%	

Defiance County MRDD			
	Total		
Number of Precincts	33		
Precincts Reporting	33	100.0 %	
Times Counted	14169/26171	54.1 %	
Total Votes	13929		
FOR THE TAX LEVY	10687	76.72%	
AGAINST THE TAX LEVY	3242	23.28%	

Sherwood Advisory			
	Total		
Number of Precincts	1		
Precincts Reporting	1	100.0 %	
Times Counted	253/522	48.5 %	
Total Votes	251		
YES	135	53.78%	
NO	116	46.22%	

Defiance County 911			
	Total		
Number of Precincts	33		
Precincts Reporting	33	100.0 %	
Times Counted	14169/26171	54.1 %	
Total Votes	13830		
FOR THE TAX LEVY	9166	66.28%	
AGAINST THE TAX LEVY	4664	33.72%	

Ayersville Local Schools			
	Total		
Number of Precincts	5		
Precincts Reporting	5	100.0 %	
Times Counted	1685/2837	59.4 %	
Total Votes	1670		
FOR THE TAX LEVY	906	54.25%	
AGAINST THE TAX LEVY	764	45.75%	

*e KGS*  
*JW*  
*BCB*  
*AM*

**Election Summary Report**  
**DEFIANCE COUNTY GENERAL ELECTION November 6, 2018**  
**Summary For Jurisdiction Wide, All Counters, All Races**  
**Defiance County Official Canvass**

Date: 11/20/18  
 Time: 12:23:13  
 Page: 3 of 3

Registered Voters 26171 - Cards Cast 14169 54.14%

Num. Report Precinct 33 - Num. Reporting 33 100.00%

Central Local Schools		
	Total	
Number of Precincts	7	
Precincts Reporting	7	100.0 %
Times Counted	2256/3909	57.7 %
Total Votes	2228	
FOR THE TAX	1021	45.83%
AGAINST THE TAX	1207	54.17%

Northeastern Local Schools		
	Total	
Number of Precincts	8	
Precincts Reporting	8	100.0 %
Times Counted	2788/4562	61.1 %
Total Votes	2744	
FOR THE TAX LEVY	1817	66.22%
AGAINST THE TAX LEVY	927	33.78%


ADAMhs Board		
	Total	
Number of Precincts	33	
Precincts Reporting	33	100.0 %
Times Counted	14169/26171	54.1 %
Total Votes	13862	
FOR THE TAX LEVY	9653	69.64%
AGAINST THE TAX LEVY	4209	30.36%


*DPAs*  
*Jw*  
*CCB*  
*AM*

# Official Certification of Results of the November 6, 2018 General Election Signature Form

We, the undersigned Members of the Board of Elections of Defiance County, do hereby certify the validity and accuracy of the Official Election Results (county specific and most-populous; if applicable) and the Supplemental Reports for Absentee Ballots and Provisional Ballots (in lieu of signing individual reports) that have been electronically submitted to the Secretary of State's Office.


IN WITNESS WHEREOF, we have subscribed our names officially at Defiance, Ohio this 20th day of November, 2018.


  
Board Chairperson

  
Board Member

  
Board Member

  
Board Member

  
Director (Attest)

  
Deputy Director (Attest)

This signature form for the purpose of certifying the validity and accuracy of the Official Election Results (county specific and most-populous; if applicable) must be submitted via email to Allison Scott at [Ascott@ohiosecretaryofstate.gov](mailto:Ascott@ohiosecretaryofstate.gov) by November 28, 2018. The signature form must be signed by the Director, Deputy Director, and each Board Member present for the official canvass.