

**November 2, 2021 General Election
Official Certification of Results
Signature Form**

We, the undersigned Members of the Board of Elections of County indicated below, do hereby certify that the Official Results of the Election (county specific and most-populous, if applicable) submitted to the Secretary of State's Office are valid and accurate, and the number of absentee voters reconciles with the number of absentee ballots cast and counted.

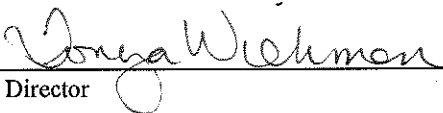
Defiance 

County Name

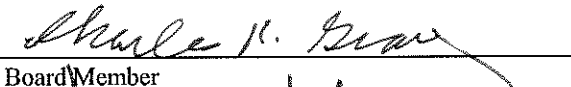
IN WITNESS WHEREOF, we have subscribed our names officially on the date indicated below:

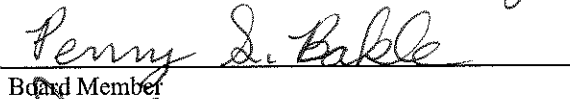
November 16, 2021


Today's Date



Director


Deputy Director


Board Member


Board Member


Board Member


Board Member

The Board must complete and sign, scan, and email the signed form to Results@OhioSoS.gov along with the *Official Vote Total Summary Report with Group Detail*.

Registered Voters 26,195 - Total Ballots 6,006 : 22.93%

33 of 33 Precincts Reporting 100.00%

President of Council		
Number of Precincts	12	
Precincts Reporting	12	100.00%
Vote For 1		
Total Votes	2,152	
David M. McMaster	1,282	59.57%
Pete Lundberg	870	40.43%

Council Village of Ney		
Number of Precincts	1	
Precincts Reporting	1	100.00%
Vote For 4		
Total Votes	187	
Adam Coy	53	28.34%
Rocky Brodbeck	48	25.67%
Barbara Rosebrock	43	22.99%
Lance Rosebrook	43	22.99%

Council at Large		
Number of Precincts	12	
Precincts Reporting	12	100.00%
Vote For 3		
Total Votes	5,889	
Jill A. Krutsch	1,286	21.84%
Steven A. Waxler	1,176	19.97%
Joe L. Eureste	987	16.76%
Christopher J. Mack	936	15.89%
Angie Miller	888	15.08%
Jeremiah Roehrig	616	10.46%

Council Village of Sherwood		
Number of Precincts	1	
Precincts Reporting	1	100.00%
Vote For 4		
Total Votes	217	
Kyle Vance	86	39.63%
James A. Hohenberger	69	31.80%
Michael C. Sudholtz	62	28.57%

Council Village of Hicksville		
Number of Precincts	3	
Precincts Reporting	3	100.00%
Vote For 4		
Total Votes	1,296	
Toni Egly (REP)	341	26.31%
Michael G. Barth (REP)	316	24.38%
Charles R. Martin (REP)	300	23.15%
Ron Beverly Sr.	190	14.66%
John Hart (W)	149	11.50%

Trustee Adams Township		
Number of Precincts	1	
Precincts Reporting	1	100.00%
Vote For 2		
Total Votes	335	
Jack Schliesser	181	54.03%
William Burkhart	154	45.97%

Trustee Defiance Township		
Number of Precincts	14	
Precincts Reporting	14	100.00%
Vote For 2		
Total Votes	2,062	
Diane Mayer	1,063	51.55%
Dan Peck	999	48.45%

Registered Voters 26,195 - Total Ballots 6,006 : 22.93%

33 of 33 Precincts Reporting 100.00%

Trustee Delaware Township		
Number of Precincts	2	
Precincts Reporting	2	100.00%
Vote For 2		
Total Votes	784	
Jacob E. Timbrook	223	28.44%
Trent Smith	183	23.34%
Michael Moats	148	18.88%
Steven B. Rohrs	146	18.62%
Jason Etchison	84	10.71%

Trustee Mark Township		
Number of Precincts	1	
Precincts Reporting	1	100.00%
Vote For 2		
Total Votes	324	
John Panico	96	29.63%
Alex Renollet	89	27.47%
David W. Miller	77	23.77%
Chuck Wonderly	62	19.14%

Trustee Farmer Township		
Number of Precincts	1	
Precincts Reporting	1	100.00%
Vote For 2		
Total Votes	228	
Jon Timbrook	116	50.88%
Jeff Panico	112	49.12%

Trustee Milford Township		
Number of Precincts	1	
Precincts Reporting	1	100.00%
Vote For 2		
Total Votes	30	
Thomas Dietsch (W)	16	53.33%
Edward Perry (W)	14	46.67%

Trustee Highland Township		
Number of Precincts	2	
Precincts Reporting	2	100.00%
Vote For 2		
Total Votes	1,042	
Steven D. Flory	351	33.69%
Ken Zachrich	269	25.82%
Richard Hoshock	265	25.43%
Stephen Baldwin	157	15.07%

Trustee Noble Township		
Number of Precincts	5	
Precincts Reporting	5	100.00%
Vote For 2		
Total Votes	1,155	
Kyle Weber	364	31.52%
Mark Shiningier	309	26.75%
Scott Clemens	289	25.02%
Otto L. Nicely	193	16.71%

Trustee Hicksville Township		
Number of Precincts	4	
Precincts Reporting	4	100.00%
Vote For 2		
Total Votes	1,004	
Zane Zeedyk	507	50.50%
Joshua A. Metz	497	49.50%

Trustee Richland Township		
Number of Precincts	6	
Precincts Reporting	5	83.33%
Vote For 2		
Total Votes	784	
Julie A. Rittenhouse	429	54.72%
Joel Martin	355	45.28%

Registered Voters 26,195 - Total Ballots 6,006 : 22.93%

33 of 33 Precincts Reporting 100.00%

Trustee Tiffin Township		
Number of Precincts	1	
Precincts Reporting	1	100.00%
Vote For 2		
Total Votes	387	
Brady Woolace	206	53.23%
Dillon R. Cereghin	123	31.78%
Jeremy Backhaus (W)	58	14.99%

Ayersville Local School District Unexpired Term		
Number of Precincts	5	
Precincts Reporting	5	100.00%
Vote For 1		
Total Votes	774	
H. Matthew Hanenkrath	774	100.00%

Trustee Washington Township		
Number of Precincts	2	
Precincts Reporting	2	100.00%
Vote For 2		
Total Votes	542	
Gary D. Crites	295	54.43%
John R. Grine	247	45.57%

Board of Education Central Local School District		
Number of Precincts	7	
Precincts Reporting	7	100.00%
Vote For 3		
Total Votes	2,678	
Jeff Timbrook	709	26.47%
Austin Imm	677	25.28%
Kristi Kimpel	652	24.35%
Dave Karlstadt	640	23.90%

Member of Governing Board NWOESC District #6		
Number of Precincts	10	
Precincts Reporting	9	90.00%
Vote For 2		
Total Votes	0	
No Valid Petition Filed		

Board of Education Defiance City School District		
Number of Precincts	15	
Precincts Reporting	14	93.33%
Vote For 2		
Total Votes	2,599	
Michael Wahl	1,344	51.71%
Cathy L. Davis	1,255	48.29%

Board of Education Ayersville Local School District		
Number of Precincts	5	
Precincts Reporting	5	100.00%
Vote For 2		
Total Votes	1,103	
Kyle S. Brown	665	60.29%
Erica McGuire	438	39.71%

Board of Education Edgerton Local School District		
Number of Precincts	1	
Precincts Reporting	1	100.00%
Vote For 3		
Total Votes	124	
Amanda J. Giesige	37	29.84%
Christina K. Herman	35	28.23%
Nick Hug	26	20.97%
Colette Schroeder	26	20.97%

Registered Voters 26,195 - Total Ballots 6,006 : 22.93%

33 of 33 Precincts Reporting 100.00%

Board of Education Hicksville Exempted School District

Number of Precincts	5	
Precincts Reporting	5	100.00%
Vote For 3		
Total Votes	1,313	
Stephanie Karacson-Mazur	513	39.07%
Galen R. Methvin	442	33.66%
Eric Vetter (W)	252	19.19%
Gabriel Oberlin (W)	106	8.07%

Board of Education Northeastern Local School District

Number of Precincts	8	
Precincts Reporting	8	100.00%
Vote For 3		
Total Votes	2,687	
John H. Higbea	755	28.10%
Mike Boff	738	27.47%
Eric J. Wiemken	684	25.46%
Brian McDowell	510	18.98%

ADAMhs Tax Levy

Number of Precincts	33	
Precincts Reporting	33	100.00%
Total Votes		
	5,940	
FOR THE TAX LEVY	4,334	72.96%
AGAINST THE TAX LEVY	1,606	27.04%

NEY FIRE LEVY

Number of Precincts	1	
Precincts Reporting	1	100.00%
Total Votes		
	67	
FOR THE TAX LEVY	49	73.13%
AGAINST THE TAX LEVY	18	26.87%

WASHINGTON FIRE LEVY

Number of Precincts	1	
Precincts Reporting	1	100.00%
Total Votes		
	288	
FOR THE TAX LEVY	232	80.56%
AGAINST THE TAX LEVY	56	19.44%

HIGHLAND RENEWAL LEVY 0.4

Number of Precincts	2	
Precincts Reporting	2	100.00%
Total Votes		
	593	
FOR THE TAX LEVY	401	67.62%
AGAINST THE TAX LEVY	192	32.38%

HIGHLAND RENEWAL LEVY 0.5

Number of Precincts	2	
Precincts Reporting	2	100.00%
Total Votes		
	588	
FOR THE TAX LEVY	376	63.95%
AGAINST THE TAX LEVY	212	36.05%

HIGHLAND RENEWAL LEVY 0.6

Number of Precincts	2	
Precincts Reporting	2	100.00%
Total Votes		
	580	
FOR THE TAX LEVY	361	62.24%
AGAINST THE TAX LEVY	219	37.76%

Registered Voters 26,195 - Total Ballots 6,006 : 22.93%

33 of 33 Precincts Reporting 100.00%

MARK RENEWAL LEVY

Number of Precincts	1	
Precincts Reporting	1	100.00%
Total Votes	186	
FOR THE TAX LEVY	133	71.51%
AGAINST THE TAX LEVY	53	28.49%

LOCAL LIQUOR OPTION ALDI INC

Number of Precincts	1	
Precincts Reporting	1	100.00%
Total Votes	98	
YES	72	73.47%
NO	26	26.53%

AYERSVILLE RENEWAL TAX LEVY

Number of Precincts	5	
Precincts Reporting	5	100.00%
Total Votes	978	
AGAINST THE TAX LEVY	490	50.10%
FOR THE TAX LEVY	488	49.90%

AYERSVILLE 1% INCOME TAX

Number of Precincts	5	
Precincts Reporting	5	100.00%
Total Votes	979	
AGAINST THE TAX	534	54.55%
FOR THE TAX	445	45.45%

HICKSVILLE ELECTRICAL AGGREGATION

Number of Precincts	4	
Precincts Reporting	4	100.00%
Total Votes	616	
YES	311	50.49%
NO	305	49.51%

