

**May 3, 2022 Primary Election  
Official Certification of Results  
Signature Form**

We, the undersigned Members of the Board of Elections of County indicated below, do hereby certify that the Official Results of the Election (county specific and most-populous, if applicable) submitted to the Secretary of State's Office are valid and accurate, and the number of absentee voters reconciles with the number of absentee ballots cast and counted.


Defiance  
County Name

---

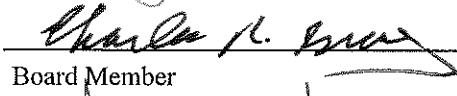
IN WITNESS WHEREOF, we have subscribed our names officially on the date indicated below:

May 24, 2022

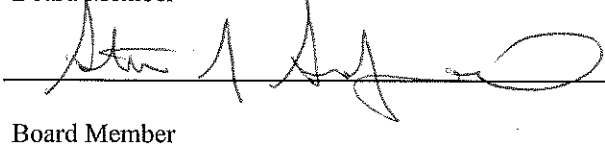
Today's Date


  
\_\_\_\_\_  
Director

  
\_\_\_\_\_  
Deputy Director

  
\_\_\_\_\_  
Board Member

  
\_\_\_\_\_  
Board Member

  
\_\_\_\_\_  
Board Member

  
\_\_\_\_\_  
Board Member

---

The Board must complete and sign, scan, and email the signed form to [Results@OhioSoS.gov](mailto:Results@OhioSoS.gov) along with the *Official Vote Total Summary Report with Group Detail*.

Registered Voters 26,227 - Total Ballots 6,625 : 25.26% - Write-in Ballots

33 of 33 Precincts Reporting 100.00%

4

Party Distribution		
Number of Precincts	33	
Precincts Reporting	33	100.00%
Total Ballots	6,625	
QUESTIONS AND ISSUES	148	2.23%
DEMOCRATIC	1,260	19.02%
<b>REPUBLICAN</b>	<b>5,217</b>	<b>78.75%</b>

Governor and Lieutenant Governor (DEMOCRATIC)		
Number of Precincts	33	
Precincts Reporting	33	100.00%
Vote For 1		
Total Votes	1,137	
John Cranley and Teresa Fedor	500	43.98%
<b>Nan Whaley and Cheryl L. Stephens</b>	<b>637</b>	<b>56.02%</b>

Attorney General (DEMOCRATIC)		
Number of Precincts	33	
Precincts Reporting	33	100.00%
Vote For 1		
Total Votes	979	
<b>Jeffrey A. Crossman</b>	<b>979</b>	<b>100.00%</b>

Auditor of State (DEMOCRATIC)		
Number of Precincts	33	
Precincts Reporting	33	100.00%
Vote For 1		
Total Votes	913	
<b>Taylor Sappington</b>	<b>913</b>	<b>100.00%</b>

Secretary of State (DEMOCRATIC)		
Number of Precincts	33	
Precincts Reporting	33	100.00%
Vote For 1		
Total Votes	1,007	
<b>Chelsea Clark</b>	<b>1,007</b>	<b>100.00%</b>

Treasurer of State (DEMOCRATIC)		
Number of Precincts	33	
Precincts Reporting	33	100.00%
Vote For 1		
Total Votes	914	
<b>Scott Schertzer</b>	<b>914</b>	<b>100.00%</b>

Chief Justice of the Supreme Court (DEMOCRATIC)		
Number of Precincts	33	
Precincts Reporting	33	100.00%
Vote For 1		
Total Votes	1,110	
<b>Jennifer Brunner</b>	<b>1,110</b>	<b>100.00%</b>

Supreme Court Justice (FTC 1-1-2023) (DEMOCRATIC)		
Number of Precincts	33	
Precincts Reporting	33	100.00%
Vote For 1		
Total Votes	933	
<b>Terri Jamison</b>	<b>933</b>	<b>100.00%</b>

Supreme Court Justice (FTC 1-2-2023) (DEMOCRATIC)		
Number of Precincts	33	
Precincts Reporting	33	100.00%
Vote For 1		
Total Votes	906	
<b>Marilyn Zayas</b>	<b>906</b>	<b>100.00%</b>

Registered Voters 26,227 - Total Ballots 6,625 : 25.26% - Write-in Ballots

33 of 33 Precincts Reporting 100.00%

4

<b>U.S. Senator (DEMOCRATIC)</b>		
Number of Precincts	33	
Precincts Reporting	33	100.00%
Vote For 1		
Total Votes	1,167	
Morgan Harper	163	13.97%
Traci TJ Johnson	116	9.94%
<b>Tim Ryan</b>	<b>888</b>	<b>76.09%</b>

<b>County Commissioner (DEMOCRATIC)</b>		
Number of Precincts	33	
Precincts Reporting	33	100.00%
Total Votes		
	0	
No Valid Petition Filed		

<b>Representative to Congress - 9th District (DEMOCRATIC)</b>		
Number of Precincts	33	
Precincts Reporting	33	100.00%
Vote For 1		
Total Votes	1,133	
<b>Marcy Kaptur</b>	<b>1,133</b>	<b>100.00%</b>

<b>County Auditor (DEMOCRATIC)</b>		
Number of Precincts	33	
Precincts Reporting	33	100.00%
Total Votes		
	0	
No Valid Petition Filed		

<b>Court of Appeals Judge - 3rd District (FTC 2-9-2023) (DEMOCRATIC)</b>		
Number of Precincts	33	
Precincts Reporting	33	100.00%
Total Votes		
	0	
No Valid Petition Filed		

<b>Coroner Unexpired term 1-2-2025 (DEMOCRATIC)</b>		
Number of Precincts	33	
Precincts Reporting	33	100.00%
Total Votes		
	0	
No Valid Petition Filed		

<b>Court of Appeals Judge - 3rd District (FTC 2-11-2023) (DEMOCRATIC)</b>		
Number of Precincts	33	
Precincts Reporting	33	100.00%
Total Votes		
	0	
No Valid Petition Filed		

<b>For Governor and Lieutenant Governor (REPUBLICAN)</b>		
Number of Precincts	33	
Precincts Reporting	33	100.00%
Vote For 1		
Total Votes	5,122	
Joe Blystone and Jeremiah W. Workman	1,691	33.01%
<b>Mike DeWine and Jon Husted</b>	<b>2,265</b>	<b>44.22%</b>
Ron Hood and Candice Keller	120	2.34%
Jim Renacci and Joe Knopp	1,046	20.42%

Registered Voters 26,227 - Total Ballots 6,625 : 25.26% - Write-in Ballots

33 of 33 Precincts Reporting 100.00%

4

<b>Attorney General (REPUBLICAN)</b>		
Number of Precincts	33	
Precincts Reporting	33	100.00%
Vote For 1		
Total Votes	4,121	
<b>Dave Yost</b>	<b>4,121</b>	<b>100.00%</b>

<b>Chief Justice of the Supreme Court (REPUBLICAN)</b>		
Number of Precincts	33	
Precincts Reporting	33	100.00%
Vote For 1		
Total Votes	4,166	
<b>Sharon L. Kennedy</b>	<b>4,166</b>	<b>100.00%</b>

<b>Auditor of State (REPUBLICAN)</b>		
Number of Precincts	33	
Precincts Reporting	33	100.00%
Vote For 1		
Total Votes	3,504	
<b>Keith Faber</b>	<b>3,504</b>	<b>100.00%</b>

<b>Supreme Court Justice (FTC 1-1-2023) (REPUBLICAN)</b>		
Number of Precincts	33	
Precincts Reporting	33	100.00%
Vote For 1		
Total Votes	3,853	
<b>Pat Fischer</b>	<b>3,853</b>	<b>100.00%</b>

<b>Secretary of State (REPUBLICAN)</b>		
Number of Precincts	33	
Precincts Reporting	33	100.00%
Vote For 1		
Total Votes	4,451	
John Adams	2,170	48.75%
<b>Frank LaRose</b>	<b>2,281</b>	<b>51.25%</b>

<b>Supreme Court Justice (FTC 1-2-2023) (REPUBLICAN)</b>		
Number of Precincts	33	
Precincts Reporting	33	100.00%
Vote For 1		
Total Votes	3,308	
<b>Pat DeWine</b>	<b>3,308</b>	<b>100.00%</b>

<b>Treasurer of State (REPUBLICAN)</b>		
Number of Precincts	33	
Precincts Reporting	33	100.00%
Vote For 1		
Total Votes	3,775	
<b>Robert Sprague</b>	<b>3,775</b>	<b>100.00%</b>

<b>U.S. Senator (REPUBLICAN)</b>		
Number of Precincts	33	
Precincts Reporting	33	100.00%
Vote For 1		
Total Votes	4,969	
Matt Dolan	633	12.74%
Mike Gibbons	723	14.55%
Josh Mandel	1,151	23.16%
Neil Patel	69	1.39%
Mark Pukita	446	8.98%
Jane Timken	179	3.60%
<b>JD Vance</b>	<b>1,768</b>	<b>35.58%</b>

Registered Voters 26,227 - Total Ballots 6,625 : 25.26% - Write-in Ballots

33 of 33 Precincts Reporting 100.00%

4

Representative to Congress - 9th District (REPUBLICAN)		
Number of Precincts	33	
Precincts Reporting	33	100.00%
Vote For 1		
Total Votes	4,854	
Beth Deck	226	4.66%
Theresa Gavarone	548	11.29%
J.R. Majewski	1,315	27.09%
<b>Craig S. Riedel</b>	<b>2,765</b>	<b>56.96%</b>

County Auditor (REPUBLICAN)		
Number of Precincts	33	
Precincts Reporting	33	100.00%
Vote For 1		
Total Votes	4,091	
<b>Jill R. Little</b>	<b>4,091</b>	<b>100.00%</b>

Court of Appeals Judge - 3rd District (FTC 2-9-2023) (REPUBLICAN)		
Number of Precincts	33	
Precincts Reporting	33	100.00%
Vote For 1		
Total Votes	3,930	
<b>William R. Zimmerman</b>	<b>3,930</b>	<b>100.00%</b>

Coroner Unexpired term ending 1-5-2025 (REPUBLICAN)		
Number of Precincts	33	
Precincts Reporting	33	100.00%
Total Votes	0	
No Valid Petition Filed		

Court of Appeals Judge - 3rd District (FTC 2-11-2023) (REPUBLICAN)		
Number of Precincts	33	
Precincts Reporting	33	100.00%
Vote For 1		
Total Votes	3,575	
<b>Juergen A. Waldick</b>	<b>3,575</b>	<b>100.00%</b>

County Central Committee DEFIANCE CITY 1-C (REPUBLICAN)		
Number of Precincts	1	
Precincts Reporting	1	100.00%
Total Votes	0	
No Valid Petition Filed		

County Commissioner (REPUBLICAN)		
Number of Precincts	33	
Precincts Reporting	33	100.00%
Vote For 1		
Total Votes	4,118	
<b>Dana Phipps</b>	<b>4,118</b>	<b>100.00%</b>

County Central Committee DEFIANCE CITY 1-E (REPUBLICAN)		
Number of Precincts	1	
Precincts Reporting	1	100.00%
Vote For 1		
Total Votes	186	
<b>Peter M. Lundberg</b>	<b>186</b>	<b>100.00%</b>

County Central Committee DEFIANCE CITY 1-H (REPUBLICAN)		
Number of Precincts	1	
Precincts Reporting	1	100.00%
Vote For 1		
Total Votes	133	
<b>Douglas A. McDonald</b>	<b>133</b>	<b>100.00%</b>

Registered Voters 26,227 - Total Ballots 6,625 : 25.26% - Write-in Ballots

33 of 33 Precincts Reporting 100.00%

4

County Central Committee DEFIANCE CITY 2-A (REPUBLICAN)		
Number of Precincts	1	
Precincts Reporting	1	100.00%
Vote For 1		
Total Votes	77	
<b>Christopher J. Mack</b>	<b>77</b>	<b>100.00%</b>

County Central Committee DEFIANCE CITY 3-D (REPUBLICAN)		
Number of Precincts	1	
Precincts Reporting	1	100.00%
Vote For 1		
Total Votes	230	
<b>Tom Weaner</b>	<b>230</b>	<b>100.00%</b>

County Central Committee DEFIANCE CITY 2-C (REPUBLICAN)		
Number of Precincts	1	
Precincts Reporting	1	100.00%
Total Votes		
	0	
No Valid Petition Filed		

County Central Committee DEFIANCE CITY 4-A (REPUBLICAN)		
Number of Precincts	1	
Precincts Reporting	1	100.00%
Vote For 1		
Total Votes	89	
<b>Jerry L. Latta</b>	<b>89</b>	<b>100.00%</b>

County Central Committee DEFIANCE CITY 2-D (REPUBLICAN)		
Number of Precincts	1	
Precincts Reporting	1	100.00%
Total Votes		
	0	
No Valid Petition Filed		

County Central Committee DEFIANCE CITY 4-C (REPUBLICAN)		
Number of Precincts	1	
Precincts Reporting	1	100.00%
Vote For 1		
Total Votes	149	
<b>Douglas J. Engel</b>	<b>149</b>	<b>100.00%</b>

County Central Committee DEFIANCE CITY 3-B (REPUBLICAN)		
Number of Precincts	1	
Precincts Reporting	1	100.00%
Vote For 1		
Total Votes	113	
<b>Mike McCann</b>	<b>113</b>	<b>100.00%</b>

County Central Committee DEFIANCE CITY 4-D (REPUBLICAN)		
Number of Precincts	1	
Precincts Reporting	1	100.00%
Total Votes		
	0	
No Valid Petition Filed		

County Central Committee DEFIANCE CITY 3-C (REPUBLICAN)		
Number of Precincts	1	
Precincts Reporting	1	100.00%
Vote For 1		
Total Votes	83	
<b>Steven J. Sondergaard</b>	<b>83</b>	<b>100.00%</b>

County Central Committee ADAMS TWP (REPUBLICAN)		
Number of Precincts	1	
Precincts Reporting	1	100.00%
Total Votes		
	0	
No Valid Petition Filed		

Registered Voters 26,227 - Total Ballots 6,625 : 25.26% - Write-in Ballots

33 of 33 Precincts Reporting 100.00%

4

<b>County Central Committee DEFIANCE TWP A (REPUBLICAN)</b>		
Number of Precincts	1	
Precincts Reporting	1	100.00%
Vote For 1		
Total Votes	89	
<b>Stanley J. Strausbaugh</b>	<b>89</b>	<b>100.00%</b>

<b>County Central Committee HICKSVILLE VILLAGE A (REPUBLICAN)</b>		
Number of Precincts	1	
Precincts Reporting	1	100.00%
Total Votes	0	
No Valid Petition Filed		

<b>County Central Committee DEFIANCE TWP B (REPUBLICAN)</b>		
Number of Precincts	1	
Precincts Reporting	1	100.00%
Vote For 1		
Total Votes	151	
<b>Diane R. Zeigler</b>	<b>151</b>	<b>100.00%</b>

<b>County Central Committee HICKSVILLE VILLAGE B (REPUBLICAN)</b>		
Number of Precincts	1	
Precincts Reporting	1	100.00%
Vote For 1		
Total Votes	74	
<b>Mick Pocratsky</b>	<b>74</b>	<b>100.00%</b>

<b>County Central Committee DELAWARE TWP (REPUBLICAN)</b>		
Number of Precincts	1	
Precincts Reporting	1	100.00%
Total Votes	0	
No Valid Petition Filed		

<b>County Central Committee HICKSVILLE VILLAGE C (REPUBLICAN)</b>		
Number of Precincts	1	
Precincts Reporting	1	100.00%
Vote For 1		
Total Votes	99	
<b>Michael G. Barth</b>	<b>99</b>	<b>100.00%</b>

<b>County Central Committee FARMER TWP (REPUBLICAN)</b>		
Number of Precincts	1	
Precincts Reporting	1	100.00%
Total Votes	0	
No Valid Petition Filed		

<b>County Central Committee HIGHLAND TWP A (REPUBLICAN)</b>		
Number of Precincts	1	
Precincts Reporting	1	100.00%
Vote For 1		
Total Votes	1	
<b>H. Matthew Hanenkrath (WI)</b>	<b>1</b>	<b>100.00%</b>

<b>County Central Committee HICKSVILLE TWP (REPUBLICAN)</b>		
Number of Precincts	1	
Precincts Reporting	1	100.00%
Vote For 1		
Total Votes	194	
<b>Michael E. Coplin</b>	<b>194</b>	<b>100.00%</b>

<b>County Central Committee HIGHLAND TWP B (REPUBLICAN)</b>		
Number of Precincts	1	
Precincts Reporting	1	100.00%
Vote For 1		
Total Votes	249	
<b>Larry L. Brown</b>	<b>249</b>	<b>100.00%</b>

Registered Voters 26,227 - Total Ballots 6,625 : 25.26% - Write-in Ballots

33 of 33 Precincts Reporting 100.00%

4

County Central Committee MARK TWP (REPUBLICAN)		
Number of Precincts	1	
Precincts Reporting	1	100.00%
Total Votes	0	
No Valid Petition Filed		

County Central Committee NORTH RICHLAND TWP (REPUBLICAN)		
Number of Precincts	1	
Precincts Reporting	1	100.00%
Total Votes	0	
No Valid Petition Filed		

County Central Committee MILFORD TWP (REPUBLICAN)		
Number of Precincts	1	
Precincts Reporting	1	100.00%
Vote For 1		
Total Votes	111	
<b>Robert D. Pelton</b>	<b>111</b>	<b>100.00%</b>

County Central Committee SHERWOOD VILLAGE (REPUBLICAN)		
Number of Precincts	1	
Precincts Reporting	1	100.00%
Total Votes	0	
No Valid Petition Filed		

County Central Committee NEY VILLAGE (REPUBLICAN)		
Number of Precincts	1	
Precincts Reporting	1	100.00%
Total Votes	0	
No Valid Petition Filed		

County Central Committee SOUTH RICHLAND TWP (REPUBLICAN)		
Number of Precincts	1	
Precincts Reporting	1	100.00%
Vote For 1		
Total Votes	124	
<b>David S. Kern</b>	<b>124</b>	<b>100.00%</b>

County Central Committee NOBLE TWP A (REPUBLICAN)		
Number of Precincts	1	
Precincts Reporting	1	100.00%
Vote For 1		
Total Votes	92	
<b>Jill R. Little</b>	<b>92</b>	<b>100.00%</b>

County Central Committee TIFFIN TWP (REPUBLICAN)		
Number of Precincts	1	
Precincts Reporting	1	100.00%
Vote For 1		
Total Votes	158	
<b>Ian A. Weber</b>	<b>158</b>	<b>100.00%</b>

County Central Committee NOBLE TWP B (REPUBLICAN)		
Number of Precincts	1	
Precincts Reporting	1	100.00%
Vote For 1		
Total Votes	149	
<b>Ted W. Penner</b>	<b>149</b>	<b>100.00%</b>

County Central Committee WASHINGTON TWP (REPUBLICAN)		
Number of Precincts	1	
Precincts Reporting	1	100.00%
Vote For 1		
Total Votes	186	
<b>Dan Crites</b>	<b>186</b>	<b>100.00%</b>



Registered Voters 26,227 - Total Ballots 6,625 : 25.26% - Write-in Ballots

33 of 33 Precincts Reporting 100.00%

4

Ayersville LSD, Add'l Levy - Current Expenses 1.3mills/5yrs.		
Number of Precincts	5	
Precincts Reporting	5	100.00%
Total Votes	1,341	
<b>For the Tax Levy</b>	<b>704</b>	<b>52.50%</b>
Against the Tax Levy	637	47.50%

Ayersville LSD, Income Tax Levy Renewal - Current Expenses		
Number of Precincts	5	
Precincts Reporting	5	100.00%
Total Votes	1,334	
<b>For the Tax</b>	<b>745</b>	<b>55.85%</b>
Against the Tax	589	44.15%

Central LSD, Emergency Levy Renewal - 3.6mills/5yrs.		
Number of Precincts	7	
Precincts Reporting	7	100.00%
Total Votes	1,160	
<b>For the Tax Levy</b>	<b>626</b>	<b>53.97%</b>
Against the Tax Levy	534	46.03%

Hicksville Village, Tax Levy Renewal - EMS/FIRE 2mills/5yrs.		
Number of Precincts	3	
Precincts Reporting	3	100.00%
Total Votes	330	
<b>For the Tax Levy</b>	<b>222</b>	<b>67.27%</b>
Against the Tax Levy	108	32.73%

*CRB  
 JAW  
 JAJ  
 PSB*