

Summary Results Report
2020 Primary Election
March 17, 2020

OFFICIAL RESULTS

Fayette County

Statistics	TOTAL
Election Day Precincts Reporting	0 of 25
Registered Voters - Total	16,242
Registered Voters - DEMOCRATIC	673
Registered Voters - REPUBLICAN	3,919
Registered Voters - LIBERTARIAN	0
Registered Voters - NONPARTISAN	11,650
Ballots Cast - Total	3,655
Ballots Cast - DEMOCRATIC	964
Ballots Cast - REPUBLICAN	2,690
Ballots Cast - LIBERTARIAN	0
Ballots Cast - NONPARTISAN	1
Voter Turnout - Total	22.50%
Voter Turnout - DEMOCRATIC	143.24%
Voter Turnout - REPUBLICAN	68.64%
Voter Turnout - LIBERTARIAN	0.00%
Voter Turnout - NONPARTISAN	0.01%

Dem For Delegates-at-Large and Alternates-at-Large to the National Convention (10th District)

Vote For 1

	TOTAL	VOTE %	
Michael Bennet	1	0.12%	<div style="width: 0.12%;"></div>
Joseph R. Biden, Jr.	582	70.80%	<div style="width: 70.80%;"></div>
Michael R. Bloomberg	40	4.87%	<div style="width: 4.87%;"></div>
Withdrawn Candidate	4	0.49%	<div style="width: 0.49%;"></div>
Pete Buttigieg	9	1.09%	<div style="width: 1.09%;"></div>
Tulsi Gabbard	2	0.24%	<div style="width: 0.24%;"></div>
Amy Klobuchar	5	0.61%	<div style="width: 0.61%;"></div>
Deval Patrick	0	0.00%	<div style="width: 0.00%;"></div>
Bernie Sanders	159	19.34%	<div style="width: 19.34%;"></div>
Tom Steyer	5	0.61%	<div style="width: 0.61%;"></div>
Elizabeth Warren	15	1.82%	<div style="width: 1.82%;"></div>
Write-In Totals	0	0.00%	<div style="width: 0.00%;"></div>
Not Assigned	0	0.00%	<div style="width: 0.00%;"></div>
Precincts Reporting	0 of 22		

Dem For Delegates-at-Large and Alternates-at-Large to the National Convention (15th District)

Vote For 1

	TOTAL	VOTE %	
Michael Bennet	0	0.00%	<div style="width: 0.00%;"></div>
Joseph R. Biden, Jr.	94	73.44%	<div style="width: 73.44%;"></div>
Michael R. Bloomberg	4	3.12%	<div style="width: 3.12%;"></div>
Withdrawn Candidate	0	0.00%	<div style="width: 0.00%;"></div>
Pete Buttigieg	3	2.34%	<div style="width: 2.34%;"></div>
Tulsi Gabbard	1	0.78%	<div style="width: 0.78%;"></div>
Amy Klobuchar	0	0.00%	<div style="width: 0.00%;"></div>
Deval Patrick	1	0.78%	<div style="width: 0.78%;"></div>
Bernie Sanders	21	16.41%	<div style="width: 16.41%;"></div>
Tom Steyer	0	0.00%	<div style="width: 0.00%;"></div>
Elizabeth Warren	4	3.12%	<div style="width: 3.12%;"></div>
Write-In Totals	0	0.00%	<div style="width: 0.00%;"></div>
Not Assigned	0	0.00%	<div style="width: 0.00%;"></div>
Precincts Reporting	0 of 5		

Dem For Representative to Congress (10th District)

Vote For 1

	TOTAL	VOTE %	
Eric Moyer	333	46.38%	<div style="width: 46.38%;"></div>
Desiree Tims	385	53.62%	<div style="width: 53.62%;"></div>
Precincts Reporting	0 of 22		

Dem For Representative to Congress (15th District)

Vote For 1

	TOTAL	VOTE %	
Daniel McArthur Kilgore	52	49.06%	<div style="width: 49.06%;"></div>
Joel Newby	54	50.94%	<div style="width: 50.94%;"></div>
Precincts Reporting	0 of 5		

Summary Results Report
2020 Primary Election
March 17, 2020

OFFICIAL RESULTS

Fayette County

Dem For Justice of the Supreme Court (1-1)

Vote For 1

	TOTAL	VOTE %	
John P. O'Donnell	732	100.00%	
Precincts Reporting	0 of 25		

Dem For Justice of the Supreme Court (1-2)

Vote For 1

	TOTAL	VOTE %	
Jennifer Brunner	775	100.00%	
Precincts Reporting	0 of 25		

Dem For Judge of the Court of Appeals (1-1) (12th District)

Vote For 1

	TOTAL	VOTE %	
No Valid Petition Filed	0		
Precincts Reporting	0 of 25		

Dem For Judge of the Court of Appeals (2-9) (12th District)

Vote For 1

	TOTAL	VOTE %	
No Valid Petition Filed	0		
Precincts Reporting	0 of 25		

Dem For State Representative (92nd District)

Vote For 1

	TOTAL	VOTE %	
Beth Workman	770	100.00%	
Precincts Reporting	0 of 25		

Dem For Judge of Court of Common Pleas (Probate/Juvenile Division)

Vote For 1

	TOTAL	VOTE %	
No Valid Petition Filed	0		
Precincts Reporting	0 of 25		

Dem For County Commissioner (1-2)

Vote For 1

	TOTAL	VOTE %	
No Valid Petition Filed	0		
Precincts Reporting	0 of 25		

Dem For County Commissioner (1-3)

Vote For 1

	TOTAL	VOTE %	
No Valid Petition Filed	0		
Precincts Reporting	0 of 25		

Dem For Prosecuting Attorney

Vote For 1

	TOTAL	VOTE %	
No Valid Petition Filed	0		
Precincts Reporting	0 of 25		

Dem For Clerk of the Court of Common Pleas

Vote For 1

	TOTAL	VOTE %
No Valid Petition Filed	0	
Precincts Reporting	0 of 25	

Dem For Sheriff

Vote For 1

	TOTAL	VOTE %
No Valid Petition Filed	0	
Precincts Reporting	0 of 25	

Dem For County Recorder

Vote For 1

	TOTAL	VOTE %
No Valid Petition Filed	0	
Precincts Reporting	0 of 25	

Dem For County Treasurer

Vote For 1

	TOTAL	VOTE %
No Valid Petition Filed	0	
Precincts Reporting	0 of 25	

Dem For County Engineer

Vote For 1

	TOTAL	VOTE %
No Valid Petition Filed	0	
Precincts Reporting	0 of 25	

Dem For Coroner

Vote For 1

	TOTAL	VOTE %
No Valid Petition Filed	0	
Precincts Reporting	0 of 25	

Dem For Member of County Central Committee 0001 Washington 1B

Vote For 1

	TOTAL	VOTE %
Donald J. Moore	49	100.00% 
Precincts Reporting	0 of 1	

Dem For Member of County Central Committee 0002 Washington 1C

Vote For 1

	TOTAL	VOTE %
Carrie Ann Ferguson	39	100.00% 
Precincts Reporting	0 of 1	

Dem For Member of County Central Committee 0003 Washington 2A

Vote For 1

	TOTAL	VOTE %
John H. Wead	21	100.00% 
Precincts Reporting	0 of 1	

Dem For Member of County Central Committee 0004 Washington 2D

Vote For 1

	TOTAL	VOTE %	
Larry Dale Bishop	28	100.00%	
Precincts Reporting	0 of 1		


Dem For Member of County Central Committee 0005 Washington 3A

Vote For 1

	TOTAL	VOTE %	
No Valid Petition Filed	0		
Precincts Reporting	0 of 1		

Dem For Member of County Central Committee 0007 Washington 3F

Vote For 1

	TOTAL	VOTE %	
Vivian C. Hidy	65	100.00%	
Precincts Reporting	0 of 1		

Dem For Member of County Central Committee 0008 Washington 4A

Vote For 1

	TOTAL	VOTE %	
Eric Butterbaugh	36	100.00%	
Precincts Reporting	0 of 1		

Dem For Member of County Central Committee 0009 Washington 4B

Vote For 1

	TOTAL	VOTE %	
Charolette L. Meeks	38	100.00%	
Precincts Reporting	0 of 1		

Dem For Member of County Central Committee 0010 Washington 4C

Vote For 1

	TOTAL	VOTE %	
Sharon Kay Grooms	26	100.00%	
Precincts Reporting	0 of 1		

Dem For Member of County Central Committee 0011 Washington 4D

Vote For 1

	TOTAL	VOTE %	
No Valid Petition Filed	0		
Precincts Reporting	0 of 1		

Dem For Member of County Central Committee 0015 Jefferson North

Vote For 1

	TOTAL	VOTE %	
Thurman H. Warnock, Jr.	13	100.00%	
Precincts Reporting	0 of 1		

Dem For Member of County Central Committee 0016 Jefferson South

Vote For 1

	TOTAL	VOTE %	
Judith A. Craig	32	100.00%	
Precincts Reporting	0 of 1		

Dem For Member of County Central Committee 0017 Madison

Vote For 1

	TOTAL	VOTE %
No Valid Petition Filed	0	
Precincts Reporting	0 of 1	


Dem For Member of County Central Committee 0018 Marion

Vote For 1

	TOTAL	VOTE %
No Valid Petition Filed	0	
Precincts Reporting	0 of 1	

Dem For Member of County Central Committee 0019 Bloomingburg

Vote For 1

	TOTAL	VOTE %
Gayle Brown	21	100.00% 
Precincts Reporting	0 of 1	

Dem For Member of County Central Committee 0020 Paint

Vote For 1

	TOTAL	VOTE %
Karen Ann Cook	19	100.00% 
Precincts Reporting	0 of 1	

Dem For Member of County Central Committee 0021 Perry

Vote For 1

	TOTAL	VOTE %
No Valid Petition Filed	0	
Precincts Reporting	0 of 1	

Dem For Member of County Central Committee 0023 Union North

Vote For 1

	TOTAL	VOTE %
Robert J. Steele	34	100.00% 
Precincts Reporting	0 of 1	

Dem For Member of County Central Committee 0024 Union South/West

Vote For 1

	TOTAL	VOTE %
No Valid Petition Filed	0	
Precincts Reporting	0 of 1	

Dem For Member of County Central Committee 0025 Wayne

Vote For 1

	TOTAL	VOTE %
No Valid Petition Filed	0	
Precincts Reporting	0 of 1	

Dem For Member of County Central Committee 0006 Washington 3D

Vote For 1

	TOTAL	VOTE %
Sue S. Raypole	51	100.00% 
Precincts Reporting	0 of 1	

Dem For Member of County Central Committee 0012 Concord/Green

Vote For 1

	TOTAL	VOTE %	
Trina R. Walters	32	100.00%	<div style="width: 100%;"><div style="width: 100%;"></div></div>
Precincts Reporting	0 of 1		

Dem For Member of County Central Committee 0013 Jasper

Vote For 1

	TOTAL	VOTE %	
Ronald C. Anderson	15	100.00%	<div style="width: 100%;"><div style="width: 100%;"></div></div>
Precincts Reporting	0 of 1		

Dem For Member of County Central Committee 0014 Jeffersonville

Vote For 1

	TOTAL	VOTE %	
Marilyn Long	28	100.00%	<div style="width: 100%;"><div style="width: 100%;"></div></div>
Precincts Reporting	0 of 1		

Dem For Member of County Central Committee 0022 Union East

Vote For 1

	TOTAL	VOTE %	
Jacqueline Sue Ellison	25	100.00%	<div style="width: 100%;"><div style="width: 100%;"></div></div>
Precincts Reporting	0 of 1		

Rep For Delegates-at-Large and Alternates-at-Large to the National Convention

Vote For 1

	TOTAL	VOTE %	
Donald J. Trump	2,447	100.00%	<div style="width: 100%;"><div style="width: 100%;"></div></div>
Precincts Reporting	0 of 25		

Rep For District Delegates and District Alternates to the National Convention (10th District)

Vote For 1

	TOTAL	VOTE %	
Donald J. Trump	1,914	100.00%	<div style="width: 100%;"><div style="width: 100%;"></div></div>
Precincts Reporting	0 of 22		

Rep For District Delegates and District Alternates to the National Convention (15th District)

Vote For 1

	TOTAL	VOTE %	
Donald J. Trump	509	100.00%	<div style="width: 100%;"><div style="width: 100%;"></div></div>
Precincts Reporting	0 of 5		

Rep For Representative to Congress (10th District)

Vote For 1

	TOTAL	VOTE %	
John Anderson	228	11.88%	<div style="width: 11.88%;"><div style="width: 11.88%;"></div></div>
Kathi Flanders	232	12.08%	<div style="width: 12.08%;"><div style="width: 12.08%;"></div></div>
Mike Turner	1,460	76.04%	<div style="width: 76.04%;"><div style="width: 76.04%;"></div></div>
Precincts Reporting	0 of 22		

Summary Results Report
 2020 Primary Election
 March 17, 2020

OFFICIAL RESULTS

Fayette County

Rep For Representative to Congress (15th District)

Vote For 1

	TOTAL	VOTE %	
Shelby Xavier Hunt	48	9.01%	
Steve Stivers	485	90.99%	
Precincts Reporting	0 of 5		

Rep For Justice of the Supreme Court (1-1)

Vote For 1

	TOTAL	VOTE %	
Sharon L. Kennedy	2,218	100.00%	
Precincts Reporting	0 of 25		

Rep For Justice of the Supreme Court (1-2)

Vote For 1

	TOTAL	VOTE %	
Judi French	2,147	100.00%	
Precincts Reporting	0 of 25		

Rep For Judge of the Court of Appeals (1-1) (12th District)

Vote For 1

	TOTAL	VOTE %	
Mary Lynne Birck	781	34.65%	
Matthew Byrne	802	35.58%	
Bill Coley	440	19.52%	
Noah E. Powers, II	231	10.25%	
Precincts Reporting	0 of 25		

Rep For Judge of the Court of Appeals (2-9) (12th District)

Vote For 1

	TOTAL	VOTE %	
Robert A. Hendrickson	2,119	100.00%	
Precincts Reporting	0 of 25		

Rep For Member of State Central Committee, Man (17th District)

Vote For 1

	TOTAL	VOTE %	
Phil A. Bowman	2,113	100.00%	
Precincts Reporting	0 of 25		

Rep For Member of State Central Committee, Woman (17th District)

Vote For 1

	TOTAL	VOTE %	
Bonnie Ward	2,130	100.00%	
Precincts Reporting	0 of 25		

Rep For State Representative (92nd District)

Vote For 1

	TOTAL	VOTE %	
Withdrawn Candidate	204	9.03%	
Mark Johnson	2,054	90.97%	
Precincts Reporting	0 of 25		

Summary Results Report
2020 Primary Election
March 17, 2020

OFFICIAL RESULTS

Fayette County

Rep For Judge of Court of Common Pleas (Probate/Juvenile Division)

Vote For 1

	TOTAL	VOTE %	
David B. Bender	2,266	100.00%	
Precincts Reporting	0 of 25		

Rep For County Commissioner (1-2)

Vote For 1

	TOTAL	VOTE %	
Anthony R. Anderson	1,385	53.11%	
Donald L. Fleak	1,223	46.89%	
Precincts Reporting	0 of 25		


Rep For County Commissioner (1-3)

Vote For 1

	TOTAL	VOTE %	
Dan Dean	2,180	100.00%	
Precincts Reporting	0 of 25		


Rep For Prosecuting Attorney

Vote For 1

	TOTAL	VOTE %	
Jess C. Weade	2,331	100.00%	
Precincts Reporting	0 of 25		

Rep For Clerk of the Court of Common Pleas

Vote For 1

	TOTAL	VOTE %	
Sandra I. Wilson	2,282	100.00%	
Precincts Reporting	0 of 25		

Rep For Sheriff

Vote For 1

	TOTAL	VOTE %	
Vernon P. Stanforth	2,298	100.00%	
Precincts Reporting	0 of 25		

Rep For County Recorder

Vote For 1

	TOTAL	VOTE %	
Kim Coil Butler	2,291	100.00%	
Precincts Reporting	0 of 25		

Rep For County Treasurer

Vote For 1

	TOTAL	VOTE %	
Penny J. Patton	2,316	100.00%	
Precincts Reporting	0 of 25		

Rep For County Engineer

Vote For 1

	TOTAL	VOTE %	
Steven Luebbe	2,345	100.00%	
Precincts Reporting	0 of 25		

Summary Results Report
2020 Primary Election
March 17, 2020

OFFICIAL RESULTS

Fayette County

Rep For Coroner

Vote For 1

	TOTAL	VOTE %
No Valid Petition Filed	0	
Precincts Reporting	0 of 25	

Rep For Member of County Central Committee 0001 Washington 1B

Vote For 1

	TOTAL	VOTE %
Jimmy D. Chrisman	81	100.00% 
Precincts Reporting	0 of 1	


Rep For Member of County Central Committee 0002 Washington 1C

Vote For 1

	TOTAL	VOTE %
Steven D. Begin	36	100.00% 
Precincts Reporting	0 of 1	

Rep For Member of County Central Committee 0003 Washington 2A

Vote For 1

	TOTAL	VOTE %
Susan G. Meriweather	24	48.98% 
Mark Pitstick	25	51.02% 
Precincts Reporting	0 of 1	

Rep For Member of County Central Committee 0004 Washington 2D

Vote For 1

	TOTAL	VOTE %
Bradley Bennett	58	100.00% 
Precincts Reporting	0 of 1	

Rep For Member of County Central Committee 0005 Washington 3A

Vote For 1

	TOTAL	VOTE %
Jeffrey Noble	67	100.00% 
Precincts Reporting	0 of 1	

Rep For Member of County Central Committee 0007 Washington 3F

Vote For 1

	TOTAL	VOTE %
Greg Phipps	195	100.00% 
Precincts Reporting	0 of 1	

Rep For Member of County Central Committee 0008 Washington 4A

Vote For 1

	TOTAL	VOTE %
Michael Meadows	144	100.00% 
Precincts Reporting	0 of 1	

Rep For Member of County Central Committee 0009 Washington 4B

Vote For 1

	TOTAL	VOTE %
Valerie McKinney	66	100.00% 
Precincts Reporting	0 of 1	

Summary Results Report
2020 Primary Election
March 17, 2020

OFFICIAL RESULTS

Fayette County

Rep For Member of County Central Committee 0010 Washington 4C

Vote For 1

	TOTAL	VOTE %	
Sidney Terhune	37	100.00%	
Precincts Reporting	0 of 1		

Rep For Member of County Central Committee 0011 Washington 4D

Vote For 1

	TOTAL	VOTE %	
Ted Hawk	34	100.00%	
Precincts Reporting	0 of 1		

Rep For Member of County Central Committee 0015 Jefferson North

Vote For 1

	TOTAL	VOTE %	
Larry Schriver	70	100.00%	
Precincts Reporting	0 of 1		

Rep For Member of County Central Committee 0016 Jefferson South

Vote For 1

	TOTAL	VOTE %	
Roger E. Thompson	99	100.00%	
Precincts Reporting	0 of 1		

Rep For Member of County Central Committee 0017 Madison

Vote For 1

	TOTAL	VOTE %	
Tabitha Melvin	95	100.00%	
Precincts Reporting	0 of 1		

Rep For Member of County Central Committee 0018 Marion

Vote For 1

	TOTAL	VOTE %	
Susan Jordan	81	100.00%	
Precincts Reporting	0 of 1		

Rep For Member of County Central Committee 0019 Bloomingburg

Vote For 1

	TOTAL	VOTE %	
Carol B. Cramer	44	100.00%	
Precincts Reporting	0 of 1		

Rep For Member of County Central Committee 0020 Paint

Vote For 1

	TOTAL	VOTE %	
Robin R. Beekman	106	100.00%	
Precincts Reporting	0 of 1		

Rep For Member of County Central Committee 0021 Perry

Vote For 1

	TOTAL	VOTE %	
Janet Anderson	73	100.00%	
Precincts Reporting	0 of 1		

Summary Results Report
 2020 Primary Election
 March 17, 2020

OFFICIAL RESULTS

Fayette County

Rep For Member of County Central Committee 0023 Union North

Vote For 1

	TOTAL	VOTE %	
Bryana N. Gibbs	77	100.00%	<div style="width: 100%;"></div>
Precincts Reporting	0 of 1		

Rep For Member of County Central Committee 0024 Union South/West

Vote For 1

	TOTAL	VOTE %	
Martha Cooper	165	100.00%	<div style="width: 100%;"></div>
Precincts Reporting	0 of 1		

Rep For Member of County Central Committee 0025 Wayne

Vote For 1

	TOTAL	VOTE %	
Ruth Ann Ruth	134	100.00%	<div style="width: 100%;"></div>
Precincts Reporting	0 of 1		

Rep For Member of County Central Committee (W/I) 0006 Washington 3D

Vote For 1

	TOTAL	VOTE %	
Write-In Totals	3	100.00%	<div style="width: 100%;"></div>
Write-In: Invalid	3	100.00%	<div style="width: 100%;"></div>
Not Assigned	0	0.00%	<div style="width: 0%;"></div>
Precincts Reporting	0 of 1		

Rep For Member of County Central Committee (W/I) 0012 Concord/Green

Vote For 1

	TOTAL	VOTE %	
Write-In Totals	7	100.00%	<div style="width: 100%;"></div>
Write-In: Invalid	4	57.14%	<div style="width: 57.14%;"></div>
Write-In: Gene Ivers	3	42.86%	<div style="width: 42.86%;"></div>
Not Assigned	0	0.00%	<div style="width: 0%;"></div>
Precincts Reporting	0 of 1		

Rep For Member of County Central Committee (W/I) 0013 Jasper

Vote For 1

	TOTAL	VOTE %	
Write-In Totals	7	100.00%	<div style="width: 100%;"></div>
Write-In: Glenn Ervin Rankin	7	100.00%	<div style="width: 100%;"></div>
Not Assigned	0	0.00%	<div style="width: 0%;"></div>
Precincts Reporting	0 of 1		

Rep For Member of County Central Committee (W/I) 0014 Jeffersonville

Vote For 1

	TOTAL	VOTE %	
Write-In Totals	5	100.00%	<div style="width: 100%;"></div>
Write-In: Jacob Dawson	4	80.00%	<div style="width: 80%;"></div>
Write-In: Invalid	1	20.00%	<div style="width: 20%;"></div>
Not Assigned	0	0.00%	<div style="width: 0%;"></div>
Precincts Reporting	0 of 1		





Summary Results Report
 2020 Primary Election
 March 17, 2020

OFFICIAL RESULTS

Fayette County

Rep For Member of County Central Committee (W/I) 0022 Union East

Vote For 1

	TOTAL	VOTE %	
Write-In Totals	4	100.00%	
Write-In: William Joshua Denney	2	50.00%	
Write-In: Invalid	2	50.00%	
Not Assigned	0	0.00%	
Precincts Reporting	0 of 1		

Lib For Member of State Central Committee (15th District)

Vote For 2

	TOTAL	VOTE %	
Jennifer Flower	0		
Christopher Gill	0		
Precincts Reporting	0 of 5		

Village of New Holland - Renewal, Cemetery, 5 years, 1 mill

Vote For 1

	TOTAL	VOTE %	
For the Tax Levy	10	71.43%	
Against the Tax Levy	4	28.57%	
Precincts Reporting	0 of 1		