

Summary Results Report
2020 General Election
November 3, 2020

OFFICIAL RESULTS

Fayette County

Statistics	TOTAL
Election Day Precincts Reporting	25 of 25
Registered Voters - Total	17,180
Ballots Cast - Total	12,704
Voter Turnout - Total	73.95%

Summary Results Report
 2020 General Election
 November 3, 2020

OFFICIAL RESULTS

Fayette County

For President and Vice President

Vote For 1

	TOTAL	VOTE %	
Dem Joseph R. Biden	2,975	23.56%	
Howie Hawkins	32	0.25%	
Lib Jo Jorgensen	132	1.05%	
Rep Donald J. Trump	9,473	75.03%	
Write-In Totals	14	0.11%	
Write-In: _Invalid	14	0.11%	
Not Assigned	0	0.00%	
Precincts Reporting	25 of 25		

For Representative to Congress (10th District)

Vote For 1

	TOTAL	VOTE %	
Dem Desiree Tims	2,292	23.15%	
Rep Mike Turner	7,610	76.85%	
Precincts Reporting	22 of 22		

For Representative to Congress (15th District)

Vote For 1

	TOTAL	VOTE %	
Dem Joel Newby	309	13.68%	
Rep Steve Stivers	1,949	86.28%	
Write-In Totals	1	0.04%	
Write-In: _Invalid	1	0.04%	
Not Assigned	0	0.00%	
Precincts Reporting	5 of 5		

For State Representative (92nd District)

Vote For 1

	TOTAL	VOTE %	
Rep Mark Johnson	9,059	74.91%	
Dem Beth Workman	3,034	25.09%	
Precincts Reporting	25 of 25		

For County Commissioner (1-2)

Vote For 1

	TOTAL	VOTE %	
Rep Anthony R. Anderson	9,656	100.00%	
Precincts Reporting	25 of 25		

For County Commissioner (1-3)

Vote For 1

	TOTAL	VOTE %	
Rep Dan Dean	9,499	100.00%	
Precincts Reporting	25 of 25		

For Prosecuting Attorney

Vote For 1

	TOTAL	VOTE %	
Rep Jess C. Weade	10,272	100.00%	
Precincts Reporting	25 of 25		

Summary Results Report
 2020 General Election
 November 3, 2020

OFFICIAL RESULTS

Fayette County



For Clerk of the Court of Common Pleas

Vote For 1

	TOTAL	VOTE %	
Rep Sandra I. Wilson	10,070	100.00%	
Precincts Reporting	25 of 25		

For Sheriff

Vote For 1

	TOTAL	VOTE %	
Leonard E. Sines	3,394	28.24%	
Rep Vernon P. Stanforth	8,624	71.76%	
Precincts Reporting	25 of 25		

For County Recorder

Vote For 1

	TOTAL	VOTE %	
Rep Kim Coil Butler	10,166	100.00%	
Precincts Reporting	25 of 25		

For County Treasurer

Vote For 1

	TOTAL	VOTE %	
Rep Penny J. Patton	10,234	100.00%	
Precincts Reporting	25 of 25		

For County Engineer

Vote For 1

	TOTAL	VOTE %	
Rep Steven Luebbe	10,260	100.00%	
Precincts Reporting	25 of 25		



For Coroner

Vote For 1

	TOTAL	VOTE %	
Lenora Fitton	9,425	100.00%	
Precincts Reporting	25 of 25		


For Member of the State Board of Education (10th District)

Vote For 1

	TOTAL	VOTE %	
Mary E. Binegar	5,530	54.16%	
Brendan P. Shea	4,681	45.84%	
Precincts Reporting	25 of 25		

For Justice of the Supreme Court (1-1)

Vote For 1

	TOTAL	VOTE %	
Sharon L. Kennedy	7,642	69.78%	
John P. O'Donnell	3,309	30.22%	
Precincts Reporting	25 of 25		

Summary Results Report
 2020 General Election
 November 3, 2020

OFFICIAL RESULTS

Fayette County

For Justice of the Supreme Court (1-2)

Vote For 1

	TOTAL	VOTE %	
Jennifer Brunner	4,269	39.57%	
Judi French	6,519	60.43%	
Precincts Reporting	25 of 25		

For Judge of the Court of Appeals (1-1) (12th District)

Vote For 1

	TOTAL	VOTE %	
Matthew Byrne	8,945	100.00%	
Precincts Reporting	25 of 25		

For Judge of the Court of Appeals (2-9) (12th District)

Vote For 1

	TOTAL	VOTE %	
Robert A. Hendrickson	8,836	100.00%	
Precincts Reporting	25 of 25		

For Judge of the Court of Common Pleas (Probate/Juvenile Division)

Vote For 1

	TOTAL	VOTE %	
David B. Bender	9,966	100.00%	
Precincts Reporting	25 of 25		

Village of New Holland (Additional) - Police, 2 mills, Continuing

Vote For 1

	TOTAL	VOTE %	
For the Tax Levy	13	23.64%	
Against the Tax Levy	42	76.36%	
Precincts Reporting	1 of 1		

Village of Milledgeville (Renewal) - Current Expenses, 8 mills, 5 years

Vote For 1

	TOTAL	VOTE %	
For the Tax Levy	28	75.68%	
Against the Tax Levy	9	24.32%	
Precincts Reporting	1 of 1		

Green Township (Renewal) Fire, 2 mills, 5 years Township of Green

Vote For 1

	TOTAL	VOTE %	
For the Tax Levy	148	71.84%	
Against the Tax Levy	58	28.16%	
Precincts Reporting	1 of 1		

Jefferson Township (Unincorporated Areas) - Zoning Plan

Vote For 1

	TOTAL	VOTE %	
Yes	359	51.07%	
No	344	48.93%	
Precincts Reporting	2 of 2		

Summary Results Report
2020 General Election
November 3, 2020

OFFICIAL RESULTS

Fayette County

Madison Township (Renewal) - Fire, .9 mill, 5 years Township of Madison

Vote For 1

	TOTAL	VOTE %	
For the Tax Levy	362	70.70%	
Against the Tax Levy	150	29.30%	
Precincts Reporting	1 of 1		



Greeneview Local School District (Renewal) - Income Tax 0.5%, Continuing

Vote For 1

	TOTAL	VOTE %	
FOR THE TAX	5	45.45%	
AGAINST THE TAX	6	54.55%	
Precincts Reporting	2 of 2		

Fayette County (Renewal) - Ambulance & EMS, 1.3 mills, 3 years

Vote For 1

	TOTAL	VOTE %	
For the Tax Levy	7,364	61.56%	
Against the Tax Levy	4,599	38.44%	
Precincts Reporting	25 of 25		