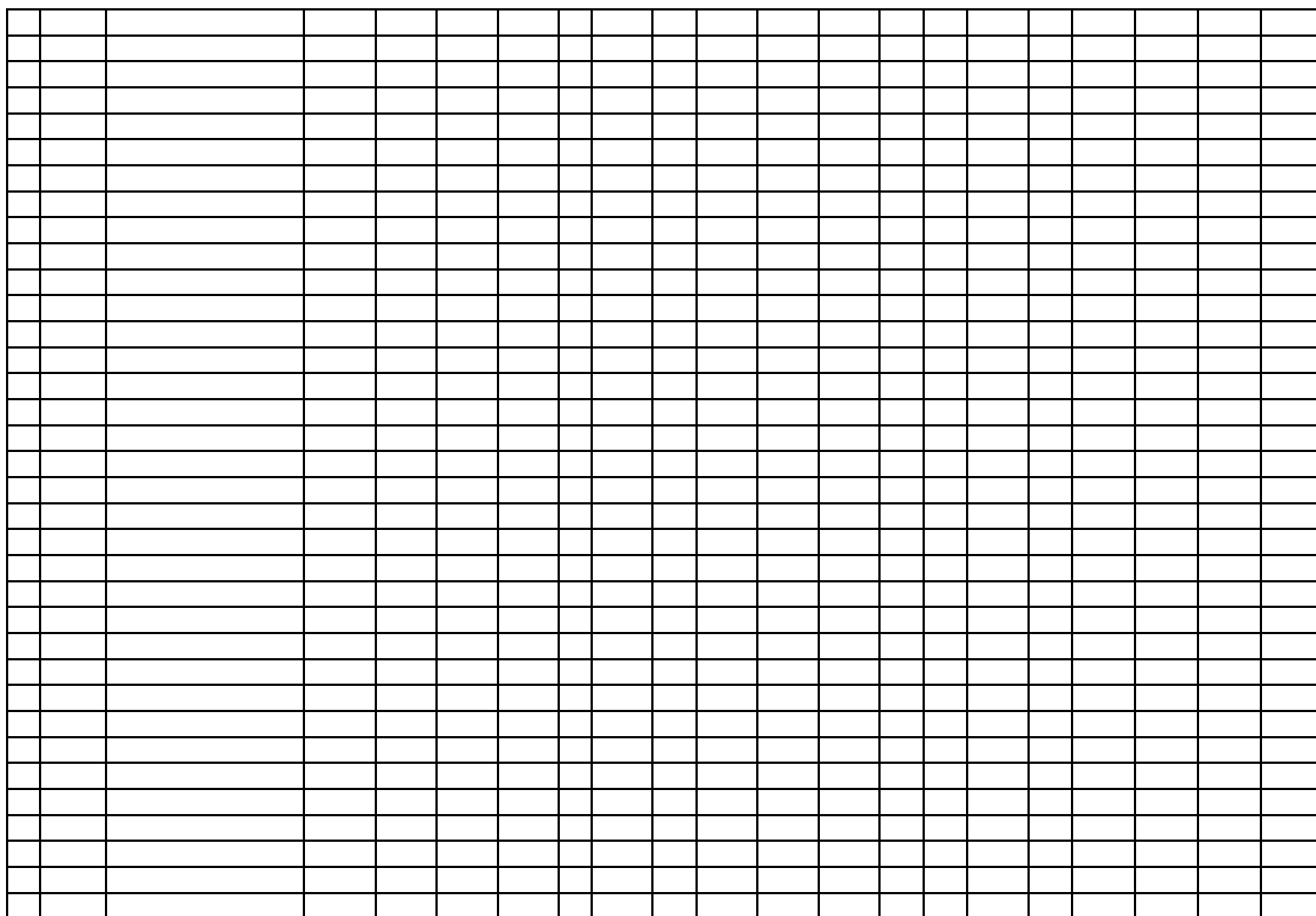
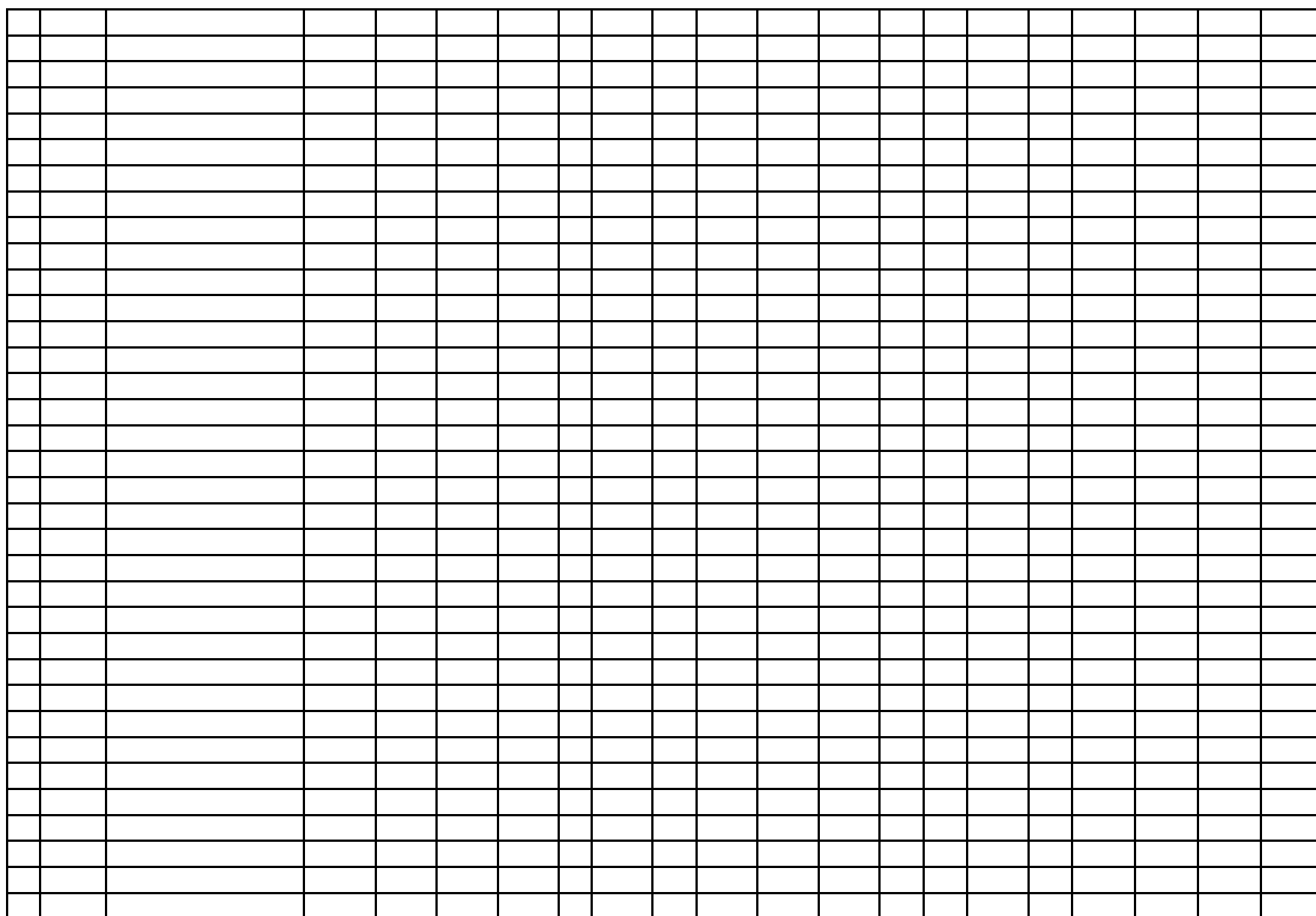
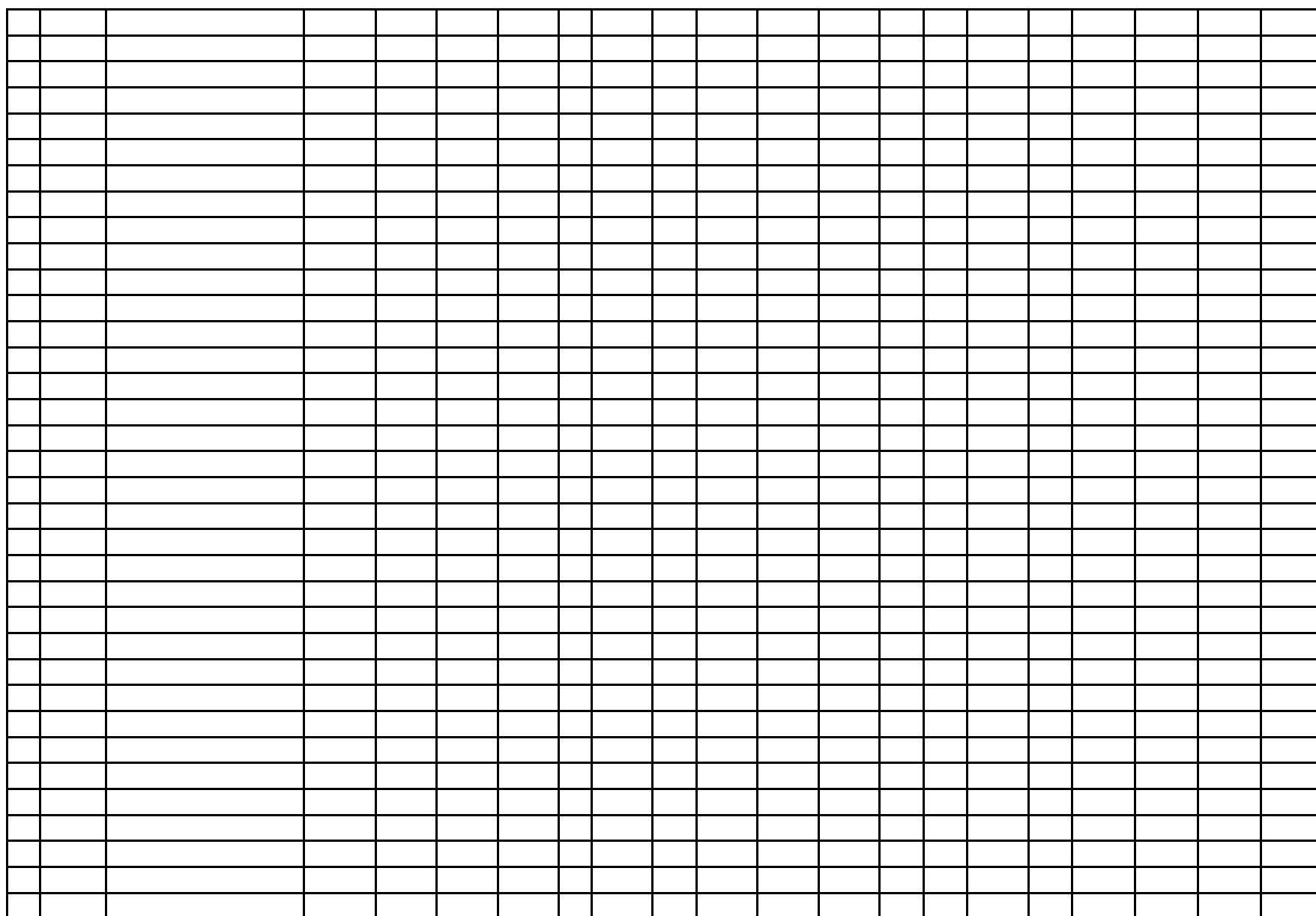


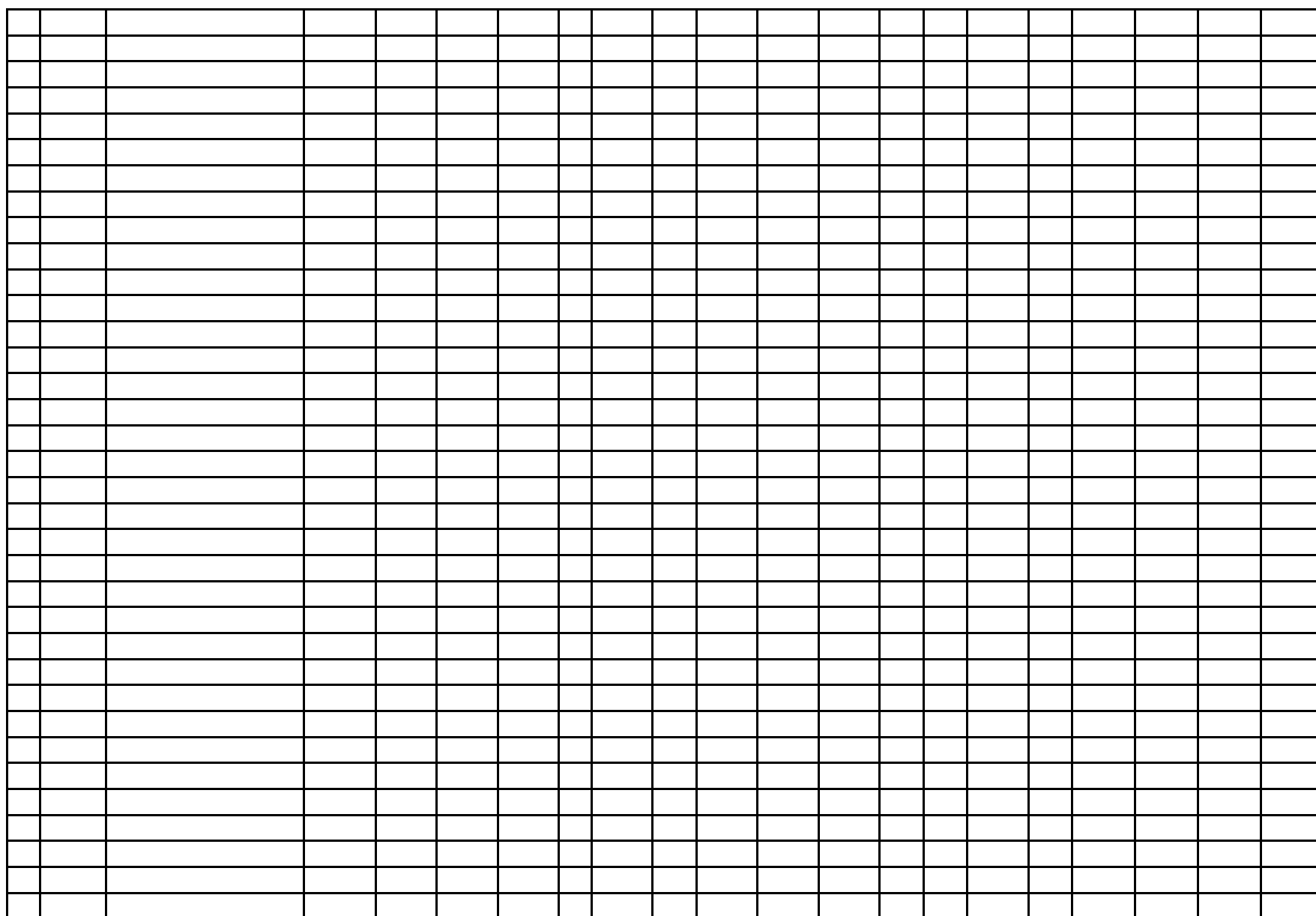
COUNTY NUMBER	PRECINCT CODE	PRECINCT NAME	REGISTERED VOTERS	TOTAL VOTERS	Democratic	Republican	Dem. Governor / Lt. Governor	Dem. Governor / Lt. Governor	Dem. Attorney General	Dem. Attorney General	Dem. Auditor of State	Dem. Secretary of State	Dem. Treasurer of State	Dem. Treasurer of State	Dem. U.S. Senator	Dem. U.S. Senator	Dem. Rep. to Congress Dist. 18	Dem. Rep. to Congress Dist. 18	Dem. Rep. to Congress Dist. 18	Dem. Rep. to Congress Dist. 18
0	0	0	0	0			FLANNERY/STAMS	STRICKLAND/FISHER	SUBODH CHANDRA	MARC DANN	BARBARA SYKES	JENNIFER L. BRUNNER	RICHARD CORDRAY	HUGH QUILL	SHERROD BROWN	MERRILL KEISER JR.	RALPH A. APPELGATE	ZACHARY T. SPACE	JENNIFER STEWART	JOE SULZER
40	AAA	01 JACKSON 1-A	286	79	17	61	3	14	1	13	12	13	11	2	11	4	2	1	1	11
40	AAB	02 JACKSON 1-B	770	209	53	153	0	51	2	38	38	37	32	3	38	4	1	0	9	32
40	AAC	03 JACKSON 2-A	402	89	43	46	3	40	4	28	29	30	23	8	26	10	7	1	5	27
40	AAD	04 JACKSON 2-B	523	101	29	71	2	26	4	14	18	18	16	2	19	4	0	0	6	18
40	AAE	05 JACKSON 3-A	576	109	42	65	2	38	4	22	21	21	22	2	26	4	5	3	7	18
40	AAG	06 JACKSON 4-A	347	86	23	61	2	20	2	14	14	13	11	4	13	4	2	2	2	14
40	AAH	07 JACKSON 4-B	620	168	50	117	2	48	6	32	31	31	31	7	35	8	5	1	14	26
40	AAI	08 JACKSON 4-C	531	151	45	105	0	45	4	27	30	28	21	4	35	2	1	1	4	32
40	AAJ	09 WELLSTON 1-A	344	111	28	83	2	24	2	19	18	17	16	2	19	2	2	3	4	14
40	AAK	10 WELLSTON 1-B	348	105	35	70	0	35	1	27	21	23	22	2	21	8	1	5	4	21
40	AAL	11 WELLSTON 2-A	454	79	30	49	1	28	7	13	17	17	18	3	19	8	4	2	5	15
40	AAM	12 WELLSTON 2-B	450	87	28	59	0	28	6	18	19	20	21	2	19	4	2	2	5	18
40	AAN	13 WELLSTON 2-C	590	152	50	102	4	44	6	30	32	34	20	13	25	14	3	6	9	24
40	AAO	14 WELLSTON 3-A	534	116	35	81	2	32	5	23	20	23	24	4	22	8	6	3	5	17
40	AAQ	15 WELLSTON 4-A	372	71	26	44	0	25	3	17	14	17	17	1	18	2	1	1	4	13
40	AAR	16 WELLSTON 4-B	512	122	62	59	5	52	8	46	44	42	37	12	42	13	1	2	12	43
40	AAS	17 BLOOMFIELD	614	133	45	88	3	42	8	30	31	31	22	11	29	9	4	4	13	19
40	AAV	18 COAL I	445	165	68	82	5	57	10	36	38	41	38	9	27	22	14	8	10	18









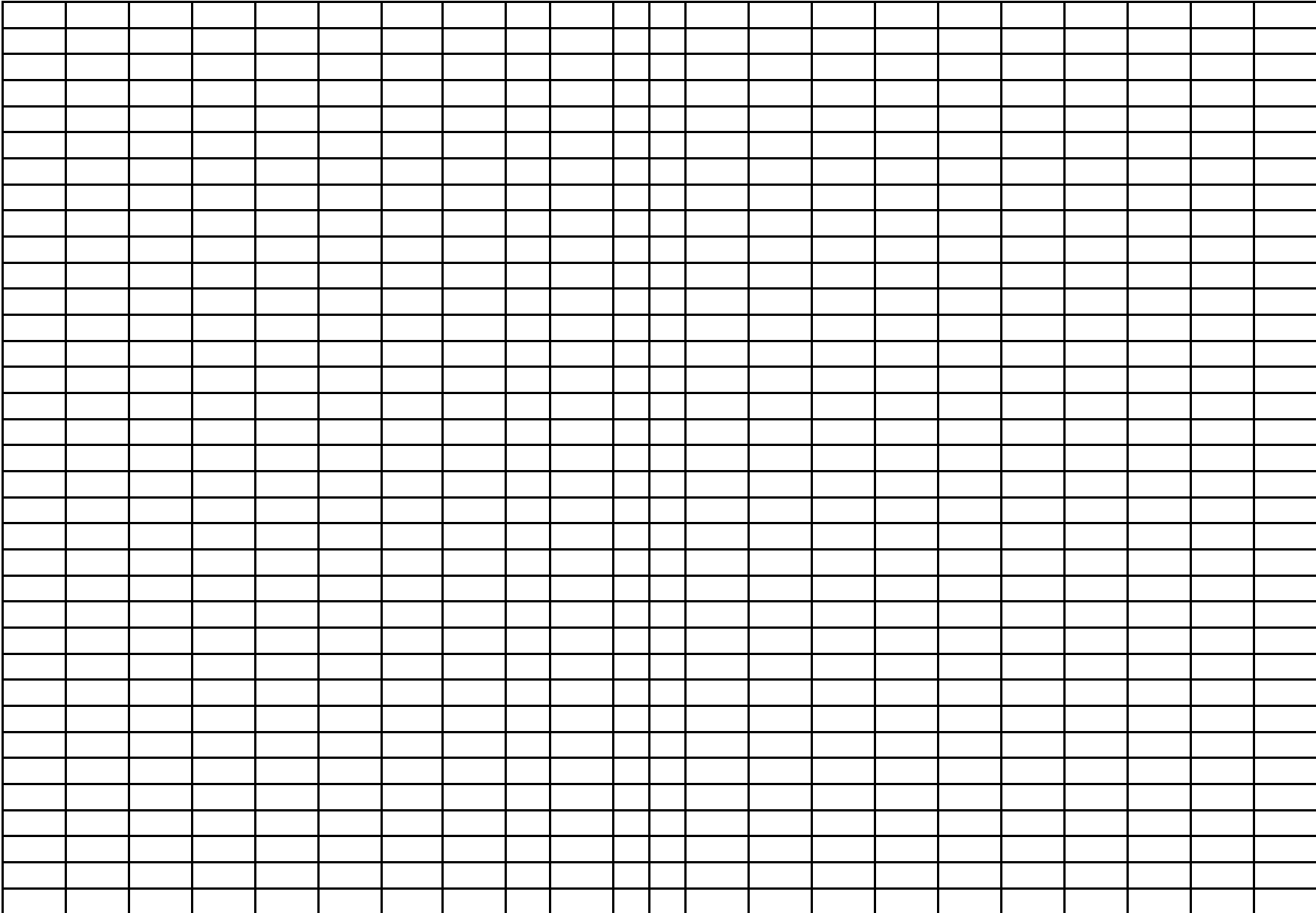


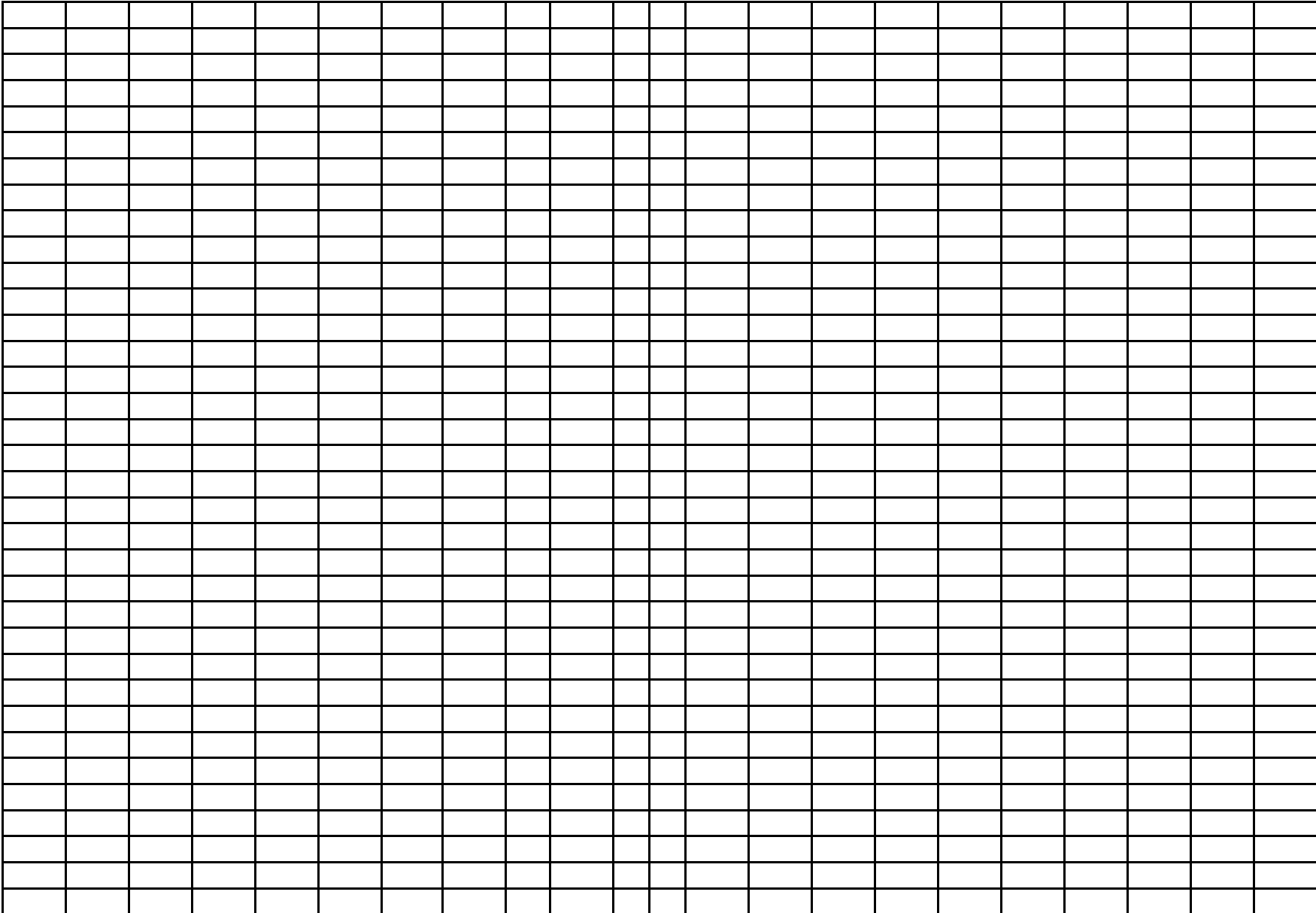


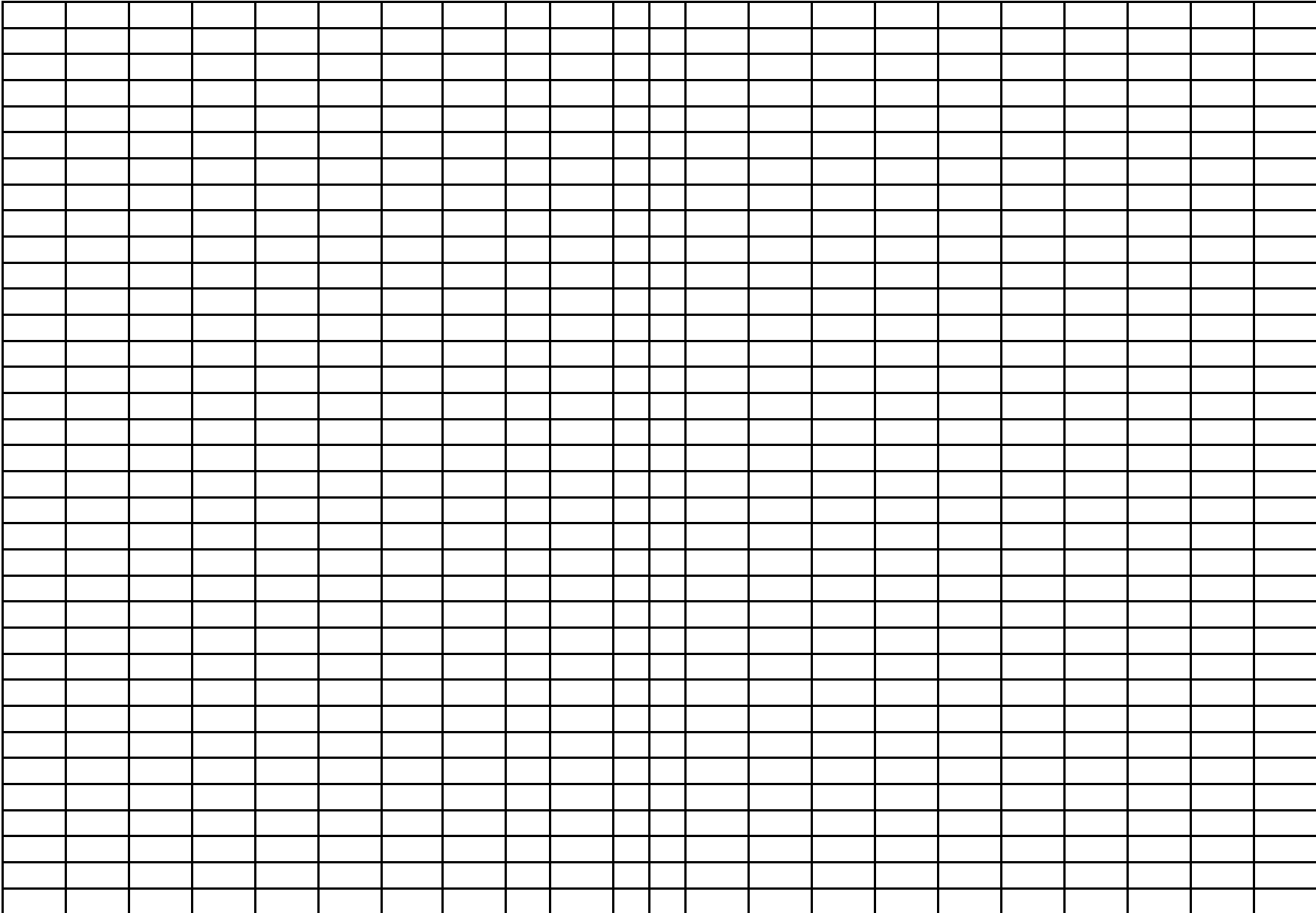


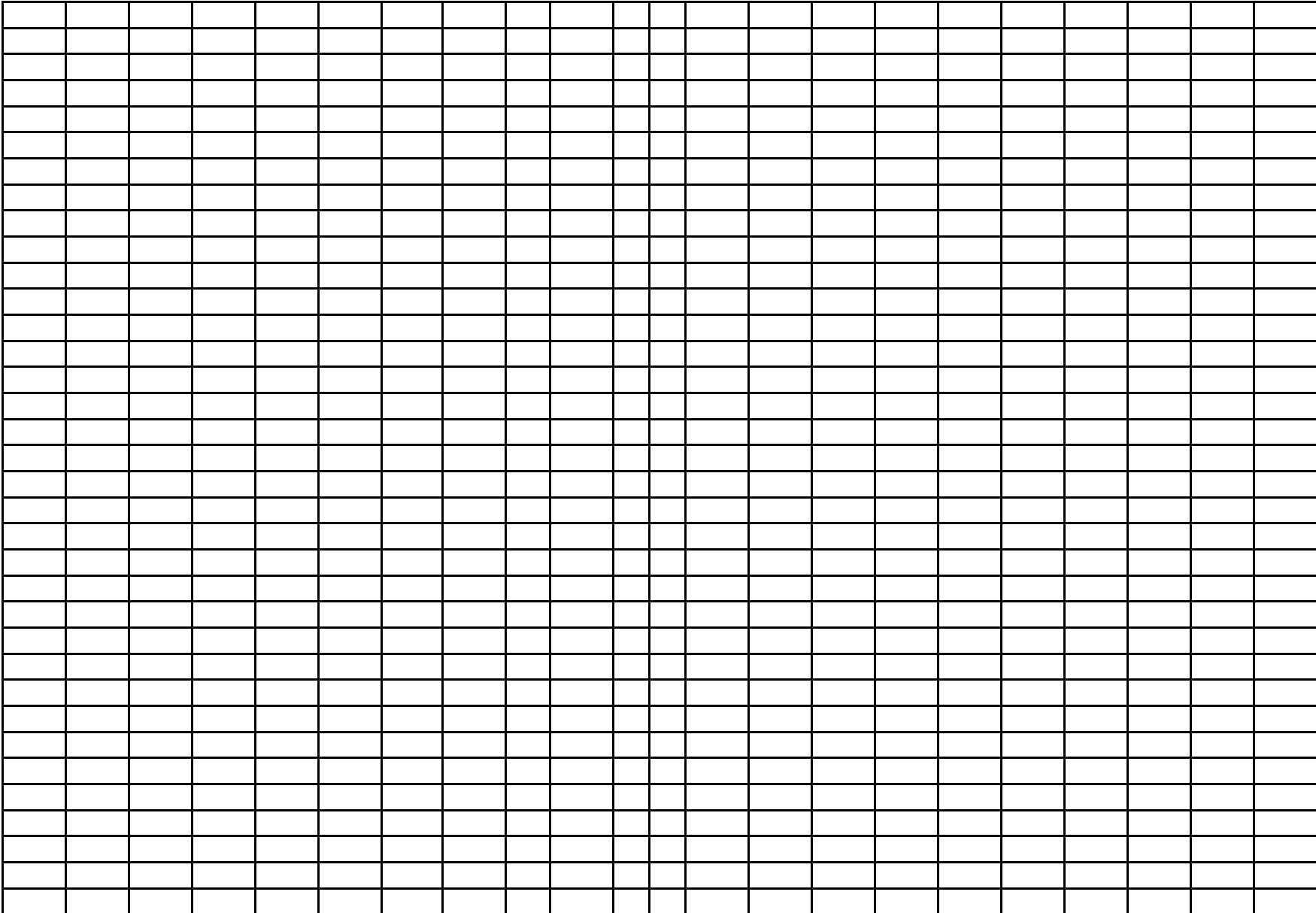


































	ROBERT R. CUPP																					Rep. Supreme Court Justice 1/2/07
40	40	42	39	39	54	50	27	21	11	53	53	0	0	0	0	0	0	0	0	0	0	Rep. Appeals Court Judge Dist. 4 02/09/07
97	95	97	86	84	130	119	73	45	32	126	0	111	0	0	0	0	0	0	0	0	0	Rep. Appeals Court Judge Dist. 4 02/10/07
28	26	26	27	23	37	35	14	22	6	38	0	0	0	0	0	0	0	0	0	0	0	Rep. State Cent. Comm. Man Dist. 17
26	30	30	29	30	55	44	20	39	10	47	0	0	45	0	0	0	0	0	0	0	0	Rep. State Cent. Comm. Woman Dist. 17
36	41	43	38	38	57	49	33	18	14	52	0	0	0	0	0	0	0	0	0	0	0	Rep. State Senator Dist. 17
33	31	35	29	33	51	44	22	29	8	53	0	0	0	39	0	0	0	0	0	0	0	Rep. State Representative Dist. 87
67	70	71	65	70	101	90	41	34	37	92	0	0	0	0	0	0	0	0	0	0	0	Rep. County Commissioner
72	71	78	73	69	99	89	43	32	24	96	0	0	0	0	0	0	0	0	0	0	0	Rep. County Commissioner
51	54	51	49	51	75	67	35	39	9	64	0	0	0	0	75	0	0	0	0	0	0	Rep. County Auditor
31	38	35	33	33	60	46	36	25	9	46	0	0	0	0	0	53	0	0	0	0	0	Rep. Pct. Jackson 1-A Central Comm.
23	28	28	27	23	34	35	23	20	5	33	0	0	0	0	0	0	0	0	0	0	0	Rep. Pct. Jackson 1-B Central Comm.
30	32	28	26	23	44	33	27	24	7	31	0	0	0	0	0	34	0	0	0	0	0	Rep. Pct. Jackson 2-B Central Comm.
63	63	65	62	61	89	81	42	48	11	81	0	0	0	0	0	0	0	0	0	0	0	Rep. Pct. Jackson 4-A Central Comm.
46	48	49	47	40	70	62	39	28	13	57	0	0	0	0	0	0	0	52	0	0	0	Rep. Pct. Wellston 1-A Central Comm.
19	19	17	19	15	34	32	6	27	11	22	0	0	0	0	0	0	0	0	0	0	0	Rep. Pct. Wellston 1-B Central Comm.
30	35	32	35	24	55	45	24	22	11	43	0	0	0	0	0	0	0	0	0	0	0	Rep. Pct. Wellston 2-B Central Comm.
50	51	51	49	50	76	65	22	43	19	63	0	0	0	0	0	0	0	0	70	0	0	Rep. Pct. Wellston 3-A Central Comm.
40	43	39	40	38	64	50	19	42	15	51	0	0	0	0	0	0	0	0	0	61	0	Rep. Pct. Bloomfield Central Comm.
																						Rep. Pct. Coal I Central Comm.
																						Rep. Pct. Franklin II Central Comm.



