

**STATISTICS**

	<b>TOTAL</b>
Registered Voters - Total	123,668
Ballots Cast - Total	30,424
Ballots Cast - Blank	5
Voter Turnout - Total	24.60%

**Mayor - City of Heath**

Vote For 1

	TOTAL	VOTE %
Mark D. Johns	779	100.00%
<b>Total Votes Cast</b>	<b>779</b>	<b>100.00%</b>
Overvotes	0	
Undervotes	145	
Precincts Reporting	6 of 6	

**Ward 1 Council - City of Heath**

Vote For 1

	TOTAL	VOTE %
Brian Johnson	239	100.00%
<b>Total Votes Cast</b>	<b>239</b>	<b>100.00%</b>
Overvotes	0	
Undervotes	57	
Precincts Reporting	2 of 2	

**Ward 2 Council - City of Heath**

Vote For 1

	TOTAL	VOTE %
Richard D. Morrow	249	100.00%
<b>Total Votes Cast</b>	<b>249</b>	<b>100.00%</b>
Overvotes	0	
Undervotes	66	
Precincts Reporting	2 of 2	

**Ward 3 Council - City of Heath**

Vote For 1

	TOTAL	VOTE %
Douglas M. Heffley	262	100.00%
<b>Total Votes Cast</b>	<b>262</b>	<b>100.00%</b>
Overvotes	0	
Undervotes	51	
Precincts Reporting	2 of 2	

**Mayor - City of Pataskala**

Vote For 1

	TOTAL	VOTE %
Michael Compton	2,387	100.00%
<b>Total Votes Cast</b>	<b>2,387</b>	<b>100.00%</b>
Overvotes	0	
Undervotes	526	
Precincts Reporting	8 of 8	

**Auditor - City of Reynoldsburg**

Vote For 1

	TOTAL	VOTE %
Stephen Cihak	782	45.95%
Mildred M. Johnson	920	54.05%
<b>Total Votes Cast</b>	<b>1,702</b>	<b>100.00%</b>
Overvotes	0	
Undervotes	26	
Precincts Reporting	5 of 5	

**Treasurer - City of Newark**

Vote For 1

	TOTAL	VOTE %
Bradley B. Feightner, Jr.	4,661	100.00%
<b>Total Votes Cast</b>	<b>4,661</b>	<b>100.00%</b>
Overvotes	0	
Undervotes	1,336	
Precincts Reporting	25 of 25	

**Council-At-Large - City of Newark (Unexpired Term Ending 12-31-23)**

Vote For 1

	TOTAL	VOTE %
Spencer A. Barker	3,297	55.91%
Bill Cost, Jr.	2,353	39.90%
Daniel Crawford	247	4.19%
<b>Total Votes Cast</b>	<b>5,897</b>	<b>100.00%</b>
Overvotes	3	
Undervotes	97	
Precincts Reporting	25 of 25	

**Ward 1 Council - City of Newark**

Vote For 1

	TOTAL	VOTE %
Michael B. Houser	278	67.97%
Michael O. Reagan	131	32.03%
<b>Total Votes Cast</b>	<b>409</b>	<b>100.00%</b>
Overvotes	0	
Undervotes	7	
Precincts Reporting	2 of 2	

November 2, 2021

Licking County, Ohio

**Ward 2 Council - City of Newark**

Vote For 1

	TOTAL	VOTE %
Jeremy Eugene Blake	209	38.14%
Beth Bline	339	61.86%
<b>Total Votes Cast</b>	<b>548</b>	<b>100.00%</b>
Overvotes	0	
Undervotes	7	
Precincts Reporting	3 of 3	

**Ward 3 Council - City of Newark**

Vote For 1

	TOTAL	VOTE %
David Lipstreu	391	39.06%
Jeff Rath	610	60.94%
<b>Total Votes Cast</b>	<b>1,001</b>	<b>100.00%</b>
Overvotes	0	
Undervotes	37	
Precincts Reporting	3 of 3	

**Ward 4 Council - City of Newark**

Vote For 1

	TOTAL	VOTE %
Joshua Jenkins	290	33.30%
Mark Labutis	581	66.70%
<b>Total Votes Cast</b>	<b>871</b>	<b>100.00%</b>
Overvotes	0	
Undervotes	15	
Precincts Reporting	4 of 4	

November 2, 2021

Licking County, Ohio

**Ward 5 Council - City of Newark**

Vote For 1

	TOTAL	VOTE %
Jonathan Lang	917	65.17%
Mollie Prasher	490	34.83%
<b>Total Votes Cast</b>	<b>1,407</b>	<b>100.00%</b>
Overvotes	0	
Undervotes	33	
Precincts Reporting	5 of 5	

**Ward 6 Council - City of Newark**

Vote For 1

	TOTAL	VOTE %
Zachary Dobbelaer	284	26.72%
Doug Marmie	779	73.28%
<b>Total Votes Cast</b>	<b>1,063</b>	<b>100.00%</b>
Overvotes	0	
Undervotes	25	
Precincts Reporting	5 of 5	

**Ward 7 Council - City of Newark**

Vote For 1

	TOTAL	VOTE %
Donna E. Ellis-Shaw	237	41.95%
Colton Rine	328	58.05%
<b>Total Votes Cast</b>	<b>565</b>	<b>100.00%</b>
Overvotes	0	
Undervotes	9	
Precincts Reporting	3 of 3	

November 2, 2021

Licking County, Ohio

### Council-At-Large - City of Pataskala

Vote For 3

	TOTAL	VOTE %
Dustin Epperson	1,515	33.06%
Jude Hampshire	1,449	31.62%
Andrew Walther	1,619	35.33%
<b>Total Votes Cast</b>	<b>4,583</b>	<b>100.00%</b>
Overvotes	0	
Undervotes	4,156	
Precincts Reporting	8 of 8	

### Ward 4 Council - City of Pataskala (Unexpired Term Ending 12-31-23)

Vote For 1

	TOTAL	VOTE %
Brandon Galik	330	100.00%
<b>Total Votes Cast</b>	<b>330</b>	<b>100.00%</b>
Overvotes	0	
Undervotes	171	
Precincts Reporting	2 of 2	







### Council-At-Large - City of Reynoldsburg

Vote For 3

	TOTAL	VOTE %
Stacie A. Baker	986	22.56%
Kristin Jocele Bryant	963	22.04%
Barth R. Cotner	760	17.39%
Franklin W. Davis	957	21.90%
Brett Luzader	704	16.11%
<b>Total Votes Cast</b>	<b>4,370</b>	<b>100.00%</b>
Overvotes	0	
Undervotes	814	
Precincts Reporting	5 of 5	


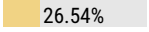




**Council - City of New Albany**

Vote For 4

	TOTAL	VOTE %
Edward Fellows	2	 25.00%
Kasey A. Kist	2	 25.00%
Kimberly Minor	1	 12.50%
Matt Shull	1	 12.50%
Andrea Wilttrout	2	 25.00%
<b>Total Votes Cast</b>	<b>8</b>	 100.00%
Overvotes	0	
Undervotes	0	
Precincts Reporting	2 of 2	

**Mayor - Village of Buckeye Lake**

Vote For 1

	TOTAL	VOTE %
Don Cable	61	 13.96%
Casey Clark	116	 26.54%
John E. Geiger	37	 8.47%
Jeryne A. Peterson	133	 30.43%
Kitty Zwissler	90	 20.60%
<b>Total Votes Cast</b>	<b>437</b>	 100.00%
Overvotes	0	
Undervotes	3	
Precincts Reporting	1 of 1	



November 2, 2021

Licking County, Ohio

**Council - Village of Alexandria**

Vote For 4

	TOTAL	VOTE %
William H. Lower	46	47.42%
Jean Morgan	38	39.18%
No Valid Petition Filed	0	0.00%
No Valid Petition Filed	0	0.00%
Write-In Totals	13	13.40%
Write-In: Invalid	8	8.25%
Write-In: Andrew Bottar-Dillen	5	5.15%
Not Assigned	0	0.00%
<b>Total Votes Cast</b>	<b>97</b>	<b>100.00%</b>
Overvotes	0	
Undervotes	163	
Precincts Reporting	1 of 1	

**Council - Village of Buckeye Lake**

Vote For 3

	TOTAL	VOTE %
A. Kaye Hartman	227	30.07%
Deborah Julian	278	36.82%
Max Thompson	250	33.11%
<b>Total Votes Cast</b>	<b>755</b>	<b>100.00%</b>
Overvotes	0	
Undervotes	565	
Precincts Reporting	1 of 1	

November 2, 2021

Licking County, Ohio

**Council - Village of Granville**

Vote For 3

	TOTAL	VOTE %
W. Brian Goss	503	13.24%
Melissa K. Hartfield	1,056	27.79%
Kim L. Keethler Ball	710	18.68%
Matt McGowan	702	18.47%
Aaron Olbur	829	21.82%
<b>Total Votes Cast</b>	<b>3,800</b>	<b>100.00%</b>
Overvotes	0	
Undervotes	793	
Precincts Reporting	3 of 3	

**Council - Village of Gratiot**

Vote For 4

	TOTAL	VOTE %
No Valid Petition Filed	0	0.00%
No Valid Petition Filed	0	0.00%
No Valid Petition Filed	0	0.00%
No Valid Petition Filed	0	0.00%
Write-In Totals	2	100.00%
Write-In: Darryl McGrew	2	100.00%
Write-In: Invalid	0	0.00%
Not Assigned	0	0.00%
<b>Total Votes Cast</b>	<b>2</b>	<b>100.00%</b>
Overvotes	0	
Undervotes	42	
Precincts Reporting	1 of 1	

**Council - Village of Hanover**

Vote For 4

	TOTAL	VOTE %
Christopher J. Felumlee	199	26.82%
Brandon L. Hale	168	22.64%
Carolyn Sue Spaulding	171	23.05%
Brett Wright	204	27.49%
<b>Total Votes Cast</b>	<b>742</b>	<b>100.00%</b>
Overvotes	0	
Undervotes	510	
Precincts Reporting	1 of 1	






**Council - Village of Hartford**

Vote For 4

	TOTAL	VOTE %
Leanne Bishop	47	49.47%
John Haywood	48	50.53%
No Valid Petition Filed	0	0.00%
No Valid Petition Filed	0	0.00%
<b>Total Votes Cast</b>	<b>95</b>	<b>100.00%</b>
Overvotes	0	
Undervotes	177	
Precincts Reporting	1 of 1	

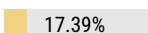
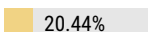
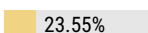
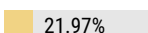

**Council - Village of Hebron**

Vote For 4

	TOTAL	VOTE %
Andrea Chapman	205	 18.08%
Valerie A. Mockus	246	 21.69%
Kenny Nauer	231	 20.37%
Annelle L. Porter	209	 18.43%
Stacy Z. Stoner	243	 21.43%
<b>Total Votes Cast</b>	<b>1,134</b>	<b>100.00%</b>
Overvotes	0	
Undervotes	514	
Precincts Reporting	1 of 1	

**Council - Village of Johnstown**

Vote For 4

	TOTAL	VOTE %
Marvin Block	330	 17.39%
Charles K. Dutcher	388	 20.44%
Ryan Green	447	 23.55%
Douglas B. Lehner	417	 21.97%
Carol VanDeest	316	 16.65%
<b>Total Votes Cast</b>	<b>1,898</b>	<b>100.00%</b>
Overvotes	0	
Undervotes	634	
Precincts Reporting	3 of 3	

**Council - Village of Kirkersville**

Vote For 4

	TOTAL	VOTE %
Jessica Forsthoefel	57	31.15%
James D. Kincaid	78	42.62%
Nickolas P. Takach	48	26.23%
No Valid Petition Filed	0	0.00%
<b>Total Votes Cast</b>	<b>183</b>	<b>100.00%</b>
Overvotes	0	
Undervotes	253	
Precincts Reporting		1 of 1

**Council - Village of St. Louisville**

Vote For 4

	TOTAL	VOTE %
Connie Jo Magers	62	47.69%
Terrance A. Magers	68	52.31%
No Valid Petition Filed	0	0.00%
No Valid Petition Filed	0	0.00%
<b>Total Votes Cast</b>	<b>130</b>	<b>100.00%</b>
Overvotes	0	
Undervotes	182	
Precincts Reporting		1 of 1

November 2, 2021

Licking County, Ohio

**Council - Village of Utica**

Vote For 4

	TOTAL	VOTE %
Patricia Creighton	220	32.84%
Danielle L. Doup	228	34.03%
Connie Long	222	33.13%
No Valid Petition Filed	0	0.00%
<b>Total Votes Cast</b>	<b>670</b>	<b>100.00%</b>
Overvotes	0	
Undervotes	634	
Precincts Reporting	1 of 1	

**Board of Public Affairs - Village of Hanover**

Vote For 1

	TOTAL	VOTE %
William Michael Spaulding	219	100.00%
<b>Total Votes Cast</b>	<b>219</b>	<b>100.00%</b>
Overvotes	0	
Undervotes	94	
Precincts Reporting	1 of 1	

**Board of Public Affairs - Village of Kirkersville**

Vote For 2

	TOTAL	VOTE %
No Valid Petition Filed	0	
No Valid Petition Filed	0	
<b>Total Votes Cast</b>	<b>0</b>	
Overvotes	0	
Undervotes	218	
Precincts Reporting	1 of 1	

November 2, 2021

Licking County, Ohio

**Board of Public Affairs - Village of St. Louisville**

Vote For 2

	TOTAL	VOTE %
No Valid Petition Filed	0	
No Valid Petition Filed	0	
<b>Total Votes Cast</b>	<b>0</b>	
Overvotes	0	
Undervotes	156	
Precincts Reporting		1 of 1

**Trustees - Township of Bennington**

Vote For 2

	TOTAL	VOTE %
Lee Hatfield	164	55.78%
Cindy Powell	130	44.22%
<b>Total Votes Cast</b>	<b>294</b>	<b>100.00%</b>
Overvotes	0	
Undervotes	142	
Precincts Reporting		1 of 1

**Trustees - Township of Bowling Green**

Vote For 2

	TOTAL	VOTE %
Benjamin Hupp	179	34.16%
Daniel VanBuren	175	33.40%
Scott Wright	170	32.44%
<b>Total Votes Cast</b>	<b>524</b>	<b>100.00%</b>
Overvotes	0	
Undervotes	120	
Precincts Reporting		1 of 1

**Trustees - Township of Burlington**

Vote For 2

	TOTAL	VOTE %
Bradley B. Kyle	137	48.41%
Jeffrey L. Patton	146	51.59%
<b>Total Votes Cast</b>	<b>283</b>	<b>100.00%</b>
Overvotes	0	
Undervotes	115	
Precincts Reporting	1 of 1	

**Trustees - Township of Eden**

Vote For 2

	TOTAL	VOTE %
David Baker	212	43.09%
Jeff Bremer	132	26.83%
Leonard L. Laughman	148	30.08%
<b>Total Votes Cast</b>	<b>492</b>	<b>100.00%</b>
Overvotes	0	
Undervotes	84	
Precincts Reporting	1 of 1	



**Trustees - Township of Etna**

Vote For 2

	TOTAL	VOTE %
John J. Carlisle	1,192	17.39%
Teneah Chambers	1,046	15.26%
Mark Evans	1,935	28.23%
Randy Foor	1,027	14.98%
Rozland McKee	1,655	24.14%
<b>Total Votes Cast</b>	<b>6,855</b>	<b>100.00%</b>
Overvotes	16	
Undervotes	989	
Precincts Reporting	9 of 9	

**Trustees - Township of Fallsbury**

Vote For 2

	TOTAL	VOTE %
Steven W. Billman	122	51.91%
Donald R. Wilson	113	48.09%
<b>Total Votes Cast</b>	<b>235</b>	<b>100.00%</b>
Overvotes	0	
Undervotes	99	
Precincts Reporting	1 of 1	

**Trustees - Township of Franklin**

Vote For 2

	TOTAL	VOTE %
Jay L. Clark	325	41.88%
Jeremy Saling	287	36.98%
Jason Smith	164	21.13%
<b>Total Votes Cast</b>	<b>776</b>	<b>100.00%</b>
Overvotes	0	
Undervotes	146	
Precincts Reporting	1 of 1	

**Trustees - Township of Granville**

Vote For 2

	TOTAL	VOTE %
Bryn Bird	2,150	41.03%
Stephen B. Chaykowski	1,249	23.84%
Dan VanNess	1,841	35.13%
<b>Total Votes Cast</b>	<b>5,240</b>	<b>100.00%</b>
Overvotes	0	
Undervotes	1,204	
Precincts Reporting	7 of 7	

**Trustees - Township of Hanover**

Vote For 2

	TOTAL	VOTE %
Ronald K. Day	419	35.27%
Robert W. German	278	23.40%
Heath D. Smith	491	41.33%
<b>Total Votes Cast</b>	<b>1,188</b>	<b>100.00%</b>
Overvotes	0	
Undervotes	268	
Precincts Reporting	2 of 2	

### Trustees - Township of Harrison

Vote For 2

	TOTAL	VOTE %
Richard T. Patterson	228	6.94%
Eric Smith	1,097	33.40%
Mark VanBuren	1,327	40.41%
Brad Williams	632	19.24%
<b>Total Votes Cast</b>	<b>3,284</b>	<b>100.00%</b>
Overvotes	0	
Undervotes	644	
Precincts Reporting	6 of 6	

### Trustees - Township of Hartford

Vote For 2

	TOTAL	VOTE %
Gilbert Grandstaff	218	37.72%
Christopher Peck	183	31.66%
Timothy Jay Zarley	177	30.62%
<b>Total Votes Cast</b>	<b>578</b>	<b>100.00%</b>
Overvotes	0	
Undervotes	130	
Precincts Reporting	1 of 1	

### Trustees - Township of Hopewell

Vote For 2

	TOTAL	VOTE %
George A. Baughman	164	47.95%
Joseph A. Mitchell	178	52.05%
<b>Total Votes Cast</b>	<b>342</b>	<b>100.00%</b>
Overvotes	0	
Undervotes	160	
Precincts Reporting	1 of 1	

November 2, 2021

Licking County, Ohio

### Trustees - Township of Jersey

Vote For 2

	TOTAL	VOTE %
Benjamin Pieper	259	44.89%
Daniel Wetzel	318	55.11%
<b>Total Votes Cast</b>	<b>577</b>	<b>100.00%</b>
Overvotes	0	
Undervotes	313	
Precincts Reporting	2 of 2	

### Trustees - Township of Liberty

Vote For 2

	TOTAL	VOTE %
William G. Bogantz, II	266	50.09%
Douglas R. Strait	265	49.91%
<b>Total Votes Cast</b>	<b>531</b>	<b>100.00%</b>
Overvotes	0	
Undervotes	243	
Precincts Reporting	2 of 2	

### Trustees - Township of Licking

Vote For 2

	TOTAL	VOTE %
John H. Holman	380	29.76%
Patrick R. McKinley	171	13.39%
Dave Miller	453	35.47%
Gregory Smith	273	21.38%
<b>Total Votes Cast</b>	<b>1,277</b>	<b>100.00%</b>
Overvotes	0	
Undervotes	287	
Precincts Reporting	5 of 5	

**Trustees - Township of Mary Ann**

Vote For 2

	TOTAL	VOTE %
Charles T. Bodle	249	51.55%
Rodney L. Lothes	234	48.45%
<b>Total Votes Cast</b>	<b>483</b>	<b>100.00%</b>
Overvotes	0	
Undervotes	167	
Precincts Reporting	1 of 1	

**Trustees - Township of McKean**

Vote For 2

	TOTAL	VOTE %
Jerry A. Schwartzenberger	237	50.43%
Jeff Wintermute	233	49.57%
<b>Total Votes Cast</b>	<b>470</b>	<b>100.00%</b>
Overvotes	0	
Undervotes	174	
Precincts Reporting	1 of 1	

**Trustees - Township of Madison**

Vote For 2

	TOTAL	VOTE %
Patrick R. Chesterson	437	43.40%
Richard F. Houston	570	56.60%
<b>Total Votes Cast</b>	<b>1,007</b>	<b>100.00%</b>
Overvotes	0	
Undervotes	377	
Precincts Reporting	3 of 3	

November 2, 2021

Licking County, Ohio

**Trustees - Township of Monroe**

Vote For 2

	TOTAL	VOTE %
Scott Hendren	676	41.50%
Joey Robertson	630	38.67%
Mike Sileargy	323	19.83%
<b>Total Votes Cast</b>	<b>1,629</b>	<b>100.00%</b>
Overvotes	0	
Undervotes	375	
Precincts Reporting	5 of 5	

**Trustees - Township of Newton**

Vote For 2

	TOTAL	VOTE %
Scott Ellis	528	53.88%
Jeffrey S. Posey	452	46.12%
<b>Total Votes Cast</b>	<b>980</b>	<b>100.00%</b>
Overvotes	0	
Undervotes	360	
Precincts Reporting	3 of 3	

**Trustee - Township of Newark (Unexpired Term Ending 12-31-23)**

Vote For 1

	TOTAL	VOTE %
Thomas L. Zigan	481	100.00%
<b>Total Votes Cast</b>	<b>481</b>	<b>100.00%</b>
Overvotes	0	
Undervotes	178	
Precincts Reporting	6 of 6	

November 2, 2021

Licking County, Ohio

### Trustees - Township of Newark

Vote For 2

	TOTAL	VOTE %
Tim Ridenbaugh	469	50.54%
Jim Weisent	459	49.46%
<b>Total Votes Cast</b>	<b>928</b>	<b>100.00%</b>
Overvotes	0	
Undervotes	390	
Precincts Reporting	6 of 6	

### Trustees - Township of Perry

Vote For 2

	TOTAL	VOTE %
Josh Gordon	146	16.98%
Dalton Lee	275	31.98%
Joshua Allen Nethers	206	23.95%
Donald L. Staggers	171	19.88%
Thomas H. Ware	62	7.21%
<b>Total Votes Cast</b>	<b>860</b>	<b>100.00%</b>
Overvotes	0	
Undervotes	82	
Precincts Reporting	1 of 1	

### Trustees - Township of St. Albans

Vote For 2

	TOTAL	VOTE %
Bruce Lane	229	53.63%
Retta Regina Morrison	198	46.37%
<b>Total Votes Cast</b>	<b>427</b>	<b>100.00%</b>
Overvotes	0	
Undervotes	233	
Precincts Reporting	2 of 2	

**Trustees - Township of Union**

Vote For 2

	TOTAL	VOTE %
Charles Prince	361	11.16%
Jeffrey D. Sharps	1,209	37.37%
Roger Start	1,145	35.39%
Randy Weekly	520	16.07%
<b>Total Votes Cast</b>	<b>3,235</b>	<b>100.00%</b>
Overvotes	0	
Undervotes	293	
Precincts Reporting	4 of 4	

**Trustees - Township of Washington**

Vote For 2

	TOTAL	VOTE %
Sam Parsons	336	42.26%
Rex J. Stevenson	459	57.74%
<b>Total Votes Cast</b>	<b>795</b>	<b>100.00%</b>
Overvotes	0	
Undervotes	363	
Precincts Reporting	2 of 2	

**Fiscal Officer - Township of Bennington (Unexpired Term Ending 3-31-24)**

Vote For 1

	TOTAL	VOTE %
Beckie J. Osborne	166	100.00%
<b>Total Votes Cast</b>	<b>166</b>	<b>100.00%</b>
Overvotes	0	
Undervotes	52	
Precincts Reporting	1 of 1	



November 2, 2021

Licking County, Ohio

**Fiscal Officer - Township of McKean (Unexpired Term Ending 3-31-24)**

Vote For 1

	TOTAL	VOTE %
Lindsey Anne Hoskinson	256	100.00%
<b>Total Votes Cast</b>	<b>256</b>	<b>100.00%</b>
Overvotes	0	
Undervotes	66	
Precincts Reporting	1 of 1	

**ESC - Central Ohio Franklin Sub-District**

Vote For 2

	TOTAL	VOTE %
Barry Alcock	0	
Joyce Galbraith	0	
Charm London	0	
<b>Total Votes Cast</b>	<b>0</b>	
Overvotes	0	
Undervotes	0	
Precincts Reporting	1 of 1	

**ESC - Central Ohio Franklin Sub-District (Unexpired Term Ending 12-31-23)**

Vote For 1

	TOTAL	VOTE %
Christopher Lopez	0	
<b>Total Votes Cast</b>	<b>0</b>	
Overvotes	0	
Undervotes	0	
Precincts Reporting	1 of 1	

November 2, 2021

Licking County, Ohio

**ESC - Knox County (Unexpired Term Ending 12-31-23)**

Vote For 2

	TOTAL	VOTE %
Laurie Gallwitz	35	53.03%
Richard J. McLarnan	31	46.97%
<b>Total Votes Cast</b>	<b>66</b>	<b>100.00%</b>
Overvotes	0	
Undervotes	40	
Precincts Reporting	3 of 3	

**ESC - Knox County**

Vote For 3

	TOTAL	VOTE %
Vicki Bechtel	25	27.78%
Kenneth Ray Boeshart	31	34.44%
Donald R. Rogers	34	37.78%
<b>Total Votes Cast</b>	<b>90</b>	<b>100.00%</b>
Overvotes	0	
Undervotes	69	
Precincts Reporting	3 of 3	

**ESC - Licking County**

Vote For 3

	TOTAL	VOTE %
Robert D. Essex	7,912	29.77%
Marc D. Guthrie	10,045	37.80%
Forest L. Yocum	8,620	32.43%
<b>Total Votes Cast</b>	<b>26,577</b>	<b>100.00%</b>
Overvotes	0	
Undervotes	24,195	
Precincts Reporting	60 of 60	

November 2, 2021

Licking County, Ohio

**ESC - Muskingum Valley Coshocton Seat**

Vote For 1

	TOTAL	VOTE %
Robert W. Doughty	106	100.00%
<b>Total Votes Cast</b>	<b>106</b>	<b>100.00%</b>
Overvotes	0	
Undervotes	49	
Precincts Reporting	1 of 1	

**ESC - Muskingum Valley Muskingum Seat**

Vote For 2

	TOTAL	VOTE %
Barbara Hansen	82	42.49%
Brian D. Hill	111	57.51%
<b>Total Votes Cast</b>	<b>193</b>	<b>100.00%</b>
Overvotes	0	
Undervotes	127	
Precincts Reporting	2 of 2	

**Board of Education - Centerburg**

Vote For 3

	TOTAL	VOTE %
Roger L. Clark	6	31.58%
Joshua Ethan Jackson	7	36.84%
Kris Weldy	6	31.58%
<b>Total Votes Cast</b>	<b>19</b>	<b>100.00%</b>
Overvotes	0	
Undervotes	14	
Precincts Reporting	2 of 2	

November 2, 2021

Licking County, Ohio

**Board of Education - East Knox LSD**

Vote For 3

	TOTAL	VOTE %
Larry D. Campbell	26	32.91%
Randy Reese	27	34.18%
Matthew A. Schwartz	26	32.91%
<b>Total Votes Cast</b>	<b>79</b>	<b>100.00%</b>
Overvotes	0	
Undervotes	47	
Precincts Reporting	1 of 1	

**Board of Education - Granville EVSD**

Vote For 2

	TOTAL	VOTE %
Dennis Owen Kaps	1,695	21.24%
John Kronk	1,427	17.88%
Amy McAllister	752	9.42%
Thomas Miller	2,297	28.78%
Rana Odeh	1,811	22.69%
<b>Total Votes Cast</b>	<b>7,982</b>	<b>100.00%</b>
Overvotes	10	
Undervotes	744	
Precincts Reporting	15 of 15	

November 2, 2021

Licking County, Ohio

**Board of Education - Heath CSD**

Vote For 2

	TOTAL	VOTE %
Craig A. Dyer	650	52.63%
Samuel E. Smith	585	47.37%
<b>Total Votes Cast</b>	<b>1,235</b>	<b>100.00%</b>
Overvotes	0	
Undervotes	471	
Precincts Reporting	8 of 8	

**Board of Education - Johnstown-Monroe LSD**

Vote For 2

	TOTAL	VOTE %
Ruth Ann Booher	895	51.44%
Timothy J. Swauger	845	48.56%
<b>Total Votes Cast</b>	<b>1,740</b>	<b>100.00%</b>
Overvotes	0	
Undervotes	1,040	
Precincts Reporting	8 of 8	

**Board of Education - Licking Heights LSD**

Vote For 3

	TOTAL	VOTE %
Paul Johnson	733	30.77%
Mark Rader	869	36.48%
Tracy Russ	780	32.75%
<b>Total Votes Cast</b>	<b>2,382</b>	<b>100.00%</b>
Overvotes	0	
Undervotes	2,550	
Precincts Reporting	13 of 13	

**Board of Education - Licking Valley LSD**

Vote For 3

	TOTAL	VOTE %
Rebecca Clark	259	4.12%
Deb Dingus	532	8.47%
Carolyn Kollar	1,118	17.80%
Drake McArtor	813	12.94%
Julie Stedman	1,437	22.87%
Jo Lynn Torbert	705	11.22%
Casey Williams	1,418	22.57%
<b>Total Votes Cast</b>	<b>6,282</b>	<b>100.00%</b>
Overvotes	3	
Undervotes	666	
Precincts Reporting	10 of 10	

**Board of Education - Lakewood LSD**

Vote For 3

	TOTAL	VOTE %
David Lohr	1,494	49.27%
Jonathan Lynch	1,538	50.73%
No Valid Petition Filed	0	0.00%
<b>Total Votes Cast</b>	<b>3,032</b>	<b>100.00%</b>
Overvotes	0	
Undervotes	5,257	
Precincts Reporting	11 of 11	

**Board of Education - Newark CSD**

Vote For 2

	TOTAL	VOTE %
John R. Ault	2,153	23.10%
Mike Blowers	2,891	31.02%
Mark Christenberry	2,153	23.10%
Jamie Holderman	2,123	22.78%
<b>Total Votes Cast</b>	<b>9,320</b>	<b>100.00%</b>
Overvotes	0	
Undervotes	2,504	
Precincts Reporting	30 of 30	

**Tie broken by coin flip in favor of Christenberry.**

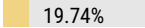
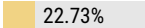



**Board of Education - North Fork LSD (Unexpired Term Ending 12-31-23)**

Vote For 1

	TOTAL	VOTE %
Debra Ann Paxton	644	39.95%
Lori D. Stradley	968	60.05%
<b>Total Votes Cast</b>	<b>1,612</b>	<b>100.00%</b>
Overvotes	0	
Undervotes	189	
Precincts Reporting	9 of 9	

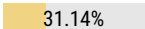
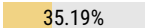

**Board of Education - North Fork LSD**

Vote For 3

	TOTAL	VOTE %
Barbara E. Bruce	858	 19.74%
Farrah Cooperider	988	 22.73%
Rob Krueger	1,014	 23.33%
J. R. Rine	678	 15.60%
Bernard L. Snow	809	 18.61%
<b>Total Votes Cast</b>	<b>4,347</b>	<b>100.00%</b>
Overvotes	0	
Undervotes	1,056	
Precincts Reporting	9 of 9	

**Board of Education - Northern LSD**

Vote For 3

	TOTAL	VOTE %
Sharon Cains	123	 31.14%
Patrick Hogan	139	 35.19%
Megan Miller	133	 33.67%
<b>Total Votes Cast</b>	<b>395</b>	<b>100.00%</b>
Overvotes	0	
Undervotes	280	
Precincts Reporting	3 of 3	



**Board of Education - Northridge LSD**

Vote For 3

	TOTAL	VOTE %
Doug Hart	918	92.54%
No Valid Petition Filed	0	0.00%
No Valid Petition Filed	0	0.00%
Write-In Totals	74	7.46%
Write-In: Invalid	38	3.83%
Write-In: Jeffrey C. Schrock	36	3.63%
Not Assigned	0	0.00%
<b>Total Votes Cast</b>	<b>992</b>	<b>100.00%</b>
Overvotes	0	
Undervotes	3,037	
Precincts Reporting	13 of 13	

**Board of Education - New Albany-Plain LSD**

Vote For 3

	TOTAL	VOTE %
Mike Busch	0	
Debra Kalinosky	0	
John McClelland	0	
Precious Singo	0	
<b>Total Votes Cast</b>	<b>0</b>	
Overvotes	0	
Undervotes	0	
Precincts Reporting	1 of 1	

**Board of Education - Reynoldsburg CSD**

Vote For 3

	TOTAL	VOTE %
Angela Abram	1,156	36.50%
Julie Towns	1,094	34.54%
Mandy Young	917	28.95%
<b>Total Votes Cast</b>	<b>3,167</b>	<b>100.00%</b>
Overvotes	0	
Undervotes	2,155	
Precincts Reporting	6 of 6	

**Board of Education - River View LSD**

Vote For 2

	TOTAL	VOTE %
Kennedy Blakley	11	4.62%
Cordell Brown	29	12.18%
Matthew Cronin	28	11.76%
Mindy Duncan	49	20.59%
Michael J. Warschauer	22	9.24%
Charlie Wright	40	16.81%
Bethany Young	59	24.79%
<b>Total Votes Cast</b>	<b>238</b>	<b>100.00%</b>
Overvotes	2	
Undervotes	70	
Precincts Reporting	1 of 1	

**Board of Education - Southwest Licking LSD**

Vote For 3

	TOTAL	VOTE %
Sharon Lantz	1,718	13.19%
Karla Somar	1,659	12.73%
Catherine Spindler	3,357	25.77%
John Y. Vincent	3,252	24.96%
Roger Zeune	3,042	23.35%
<b>Total Votes Cast</b>	<b>13,028</b>	<b>100.00%</b>
Overvotes	0	
Undervotes	3,970	
Precincts Reporting	17 of 17	

**Board of Education - West Muskingum LSD**

Vote For 3

	TOTAL	VOTE %
Dan Ankrum	103	51.76%
Bryan Melsheimer	96	48.24%
No Valid Petition Filed	0	0.00%
<b>Total Votes Cast</b>	<b>199</b>	<b>100.00%</b>
Overvotes	0	
Undervotes	281	
Precincts Reporting	2 of 2	

November 2, 2021

Licking County, Ohio

**County of Licking - Property Tax - Replacement & Increase - 0.375 Mills, 5 Years, Parks,**  
Vote For 1

	TOTAL	VOTE %
FOR THE TAX LEVY	15,972	53.03%
AGAINST THE TAX LEVY	14,145	46.97%
<b>Total Votes Cast</b>	<b>30,117</b>	<b>100.00%</b>
Overvotes	1	
Undervotes	306	
Precincts Reporting	96 of 96	

**City of Pataskala - Charter Amendment**  
Vote For 1

	TOTAL	VOTE %
YES	1,063	40.56%
NO	1,558	59.44%
<b>Total Votes Cast</b>	<b>2,621</b>	<b>100.00%</b>
Overvotes	0	
Undervotes	292	
Precincts Reporting	8 of 8	

**City of Pataskala - Income Tax - 0.5%, Non-Expiring, Police Protection Services**  
Vote For 1

	TOTAL	VOTE %
FOR THE INCOME TAX	1,232	42.62%
AGAINST THE INCOME TAX	1,659	57.38%
<b>Total Votes Cast</b>	<b>2,891</b>	<b>100.00%</b>
Overvotes	0	
Undervotes	22	
Precincts Reporting	8 of 8	

November 2, 2021

Licking County, Ohio

**Village of Granville - Charter Amendment - Article II, Section 2.05**

Vote For 1

	TOTAL	VOTE %
YES	1,235	87.09%
NO	183	12.91%
<b>Total Votes Cast</b>	<b>1,418</b>	<b>100.00%</b>
Overvotes	0	
Undervotes	113	
Precincts Reporting	3 of 3	

**Village of Granville - Charter Amendment - Article II, Section 2.08**

Vote For 1

	TOTAL	VOTE %
YES	1,055	76.90%
NO	317	23.10%
<b>Total Votes Cast</b>	<b>1,372</b>	<b>100.00%</b>
Overvotes	0	
Undervotes	159	
Precincts Reporting	3 of 3	

**Village of Granville - Charter Amendment - Article II, Section 2.09**

Vote For 1

	TOTAL	VOTE %
YES	1,071	77.95%
NO	303	22.05%
<b>Total Votes Cast</b>	<b>1,374</b>	<b>100.00%</b>
Overvotes	0	
Undervotes	157	
Precincts Reporting	3 of 3	

November 2, 2021

Licking County, Ohio

**Village of Granville - Charter Amendment - Article II, Section 2.12**

Vote For 1

	TOTAL	VOTE %
YES	1,160	86.50%
NO	181	13.50%
<b>Total Votes Cast</b>	<b>1,341</b>	<b>100.00%</b>
Overvotes	0	
Undervotes	190	
Precincts Reporting	3 of 3	

**Village of Granville - Charter Amendment - Article II, Section 2.13**

Vote For 1

	TOTAL	VOTE %
YES	809	59.79%
NO	544	40.21%
<b>Total Votes Cast</b>	<b>1,353</b>	<b>100.00%</b>
Overvotes	0	
Undervotes	178	
Precincts Reporting	3 of 3	

**Village of Granville - Charter Amendment - Article IV, Section 4.02**

Vote For 1

	TOTAL	VOTE %
YES	616	43.38%
NO	804	56.62%
<b>Total Votes Cast</b>	<b>1,420</b>	<b>100.00%</b>
Overvotes	0	
Undervotes	111	
Precincts Reporting	3 of 3	

November 2, 2021

Licking County, Ohio

**Village of Granville - Charter Amendment - Article V, Section 5.05**

Vote For 1

	TOTAL	VOTE %
YES	982	74.68%
NO	333	25.32%
<b>Total Votes Cast</b>	<b>1,315</b>	<b>100.00%</b>
Overvotes	0	
Undervotes	216	
Precincts Reporting	3 of 3	

**Village of Granville - Charter Amendment - Article VI, Section 6.02**

Vote For 1

	TOTAL	VOTE %
YES	998	73.38%
NO	362	26.62%
<b>Total Votes Cast</b>	<b>1,360</b>	<b>100.00%</b>
Overvotes	0	
Undervotes	171	
Precincts Reporting	3 of 3	

**Village of Granville - Charter Amendment - Article VI, Section 6.03**

Vote For 1

	TOTAL	VOTE %
YES	782	57.25%
NO	584	42.75%
<b>Total Votes Cast</b>	<b>1,366</b>	<b>100.00%</b>
Overvotes	0	
Undervotes	165	
Precincts Reporting	3 of 3	

November 2, 2021

Licking County, Ohio

**Village of Granville - Charter Amendment - Article VI, Section 6.06**

Vote For 1

	TOTAL	VOTE %
YES	1,009	80.08%
NO	251	19.92%
<b>Total Votes Cast</b>	<b>1,260</b>	<b>100.00%</b>
Overvotes	0	
Undervotes	271	
Precincts Reporting	3 of 3	

**Village of Granville - Charter Amendment - Article VII, Section 7.01**

Vote For 1

	TOTAL	VOTE %
YES	902	71.99%
NO	351	28.01%
<b>Total Votes Cast</b>	<b>1,253</b>	<b>100.00%</b>
Overvotes	0	
Undervotes	278	
Precincts Reporting	3 of 3	

**Village of Granville - Charter Amendment - Article VIII, Section 8.01**

Vote For 1

	TOTAL	VOTE %
YES	1,181	87.29%
NO	172	12.71%
<b>Total Votes Cast</b>	<b>1,353</b>	<b>100.00%</b>
Overvotes	0	
Undervotes	178	
Precincts Reporting	3 of 3	



November 2, 2021

Licking County, Ohio

**Village of Granville - Charter Amendment - Article VIII, Section 8.02**

Vote For 1

	TOTAL	VOTE %
YES	1,193	88.04%
NO	162	11.96%
<b>Total Votes Cast</b>	<b>1,355</b>	<b>100.00%</b>
Overvotes	0	
Undervotes	176	
Precincts Reporting	3 of 3	

**Village of Granville - Charter Amendment - Article X, Section 10.02**

Vote For 1

	TOTAL	VOTE %
YES	826	66.08%
NO	424	33.92%
<b>Total Votes Cast</b>	<b>1,250</b>	<b>100.00%</b>
Overvotes	0	
Undervotes	281	
Precincts Reporting	3 of 3	

**Village of Granville - Charter Amendment - Article X, Section 10.11**

Vote For 1

	TOTAL	VOTE %
YES	1,086	83.99%
NO	207	16.01%
<b>Total Votes Cast</b>	<b>1,293</b>	<b>100.00%</b>
Overvotes	0	
Undervotes	238	
Precincts Reporting	3 of 3	

November 2, 2021

Licking County, Ohio

**Township of Bowling Green - Property Tax - Renewal, 1 Mill, 5 Years, Fire & EMS**

Vote For 1

	TOTAL	VOTE %
For the Tax Levy	224	70.00%
Against the Tax Levy	96	30.00%
<b>Total Votes Cast</b>	<b>320</b>	<b>100.00%</b>
Overvotes	0	
Undervotes	2	
Precincts Reporting	1 of 1	

**Township of Burlington - Property Tax - Additional, 0.5 Mill, 3 Years, Cemeteries**

Vote For 1

	TOTAL	VOTE %
For the Tax Levy	94	48.70%
Against the Tax Levy	99	51.30%
<b>Total Votes Cast</b>	<b>193</b>	<b>100.00%</b>
Overvotes	0	
Undervotes	6	
Precincts Reporting	1 of 1	

**Township of Eden - Property Tax - Additional, 1 Mill, 5 Years, Fire & EMS**

Vote For 1

	TOTAL	VOTE %
For the Tax Levy	188	65.96%
Against the Tax Levy	97	34.04%
<b>Total Votes Cast</b>	<b>285</b>	<b>100.00%</b>
Overvotes	0	
Undervotes	3	
Precincts Reporting	1 of 1	

**Township of Etna - Zoning Amendment Referendum**

Vote For 1

	TOTAL	VOTE %
YES	492	21.53%
NO	1,793	78.47%
<b>Total Votes Cast</b>	<b>2,285</b>	<b>100.00%</b>
Overvotes	0	
Undervotes	38	
Precincts Reporting	4 of 4	

**Township of Granville - Property Tax - Renewal, 1 Mill, 5 Years, Preservation of Greenspace**

Vote For 1

	TOTAL	VOTE %
For the Tax Levy	2,244	70.77%
Against the Tax Levy	927	29.23%
<b>Total Votes Cast</b>	<b>3,171</b>	<b>100.00%</b>
Overvotes	0	
Undervotes	51	
Precincts Reporting	7 of 7	

**Township of Hanover - Property Tax - Additional, 1 Mill, 5 Years, Cemeteries**

Vote For 1

	TOTAL	VOTE %
For the Tax Levy	341	47.63%
Against the Tax Levy	375	52.37%
<b>Total Votes Cast</b>	<b>716</b>	<b>100.00%</b>
Overvotes	0	
Undervotes	12	
Precincts Reporting	2 of 2	

November 2, 2021

Licking County, Ohio

**Township of Hanover - Property Tax - Renewal, 2.1 Mills, 5 Years, Fire & EMS**

Vote For 1

	TOTAL	VOTE %
For the Tax Levy	505	70.53%
Against the Tax Levy	211	29.47%
<b>Total Votes Cast</b>	<b>716</b>	<b>100.00%</b>
Overvotes	0	
Undervotes	12	
Precincts Reporting	2 of 2	

**Township of Hartford - Property Tax - Replacement, 3 Mills, 5 Years, Roads & Bridges**

Vote For 1

	TOTAL	VOTE %
FOR THE TAX LEVY	145	51.06%
AGAINST THE TAX LEVY	139	48.94%
<b>Total Votes Cast</b>	<b>284</b>	<b>100.00%</b>
Overvotes	0	
Undervotes	2	
Precincts Reporting	1 of 1	

**Township of Jersey - Property Tax - Renewal, 1.6 Mills, 5 Years, Fire & EMS**

Vote For 1

	TOTAL	VOTE %
For the Tax Levy	265	59.82%
Against the Tax Levy	178	40.18%
<b>Total Votes Cast</b>	<b>443</b>	<b>100.00%</b>
Overvotes	0	
Undervotes	2	
Precincts Reporting	2 of 2	

November 2, 2021

Licking County, Ohio

**Township of Liberty - Property Tax - Renewal & Increase, 5.1 Mills, 5 Years, Fire & EMS**

Vote For 1

	TOTAL	VOTE %
For the Tax Levy	194	50.65%
Against the Tax Levy	189	49.35%
<b>Total Votes Cast</b>	<b>383</b>	<b>100.00%</b>
Overvotes	0	
Undervotes	4	
Precincts Reporting	2 of 2	

**Township of Newton - Property Tax - Replacement, 3 Mills, 5 Years, Fire & EMS**

Vote For 1

	TOTAL	VOTE %
FOR THE TAX LEVY	504	76.48%
AGAINST THE TAX LEVY	155	23.52%
<b>Total Votes Cast</b>	<b>659</b>	<b>100.00%</b>
Overvotes	0	
Undervotes	11	
Precincts Reporting	3 of 3	

**Township of Perry - Property Tax - Renewal, 1 Mill, 4 Years, Fire & EMS**

Vote For 1

	TOTAL	VOTE %
For the Tax Levy	325	69.59%
Against the Tax Levy	142	30.41%
<b>Total Votes Cast</b>	<b>467</b>	<b>100.00%</b>
Overvotes	0	
Undervotes	4	
Precincts Reporting	1 of 1	

**Township of Union - Property Tax - Replacement, 5 Years, Fire & EMS**

Vote For 1

	TOTAL	VOTE %
FOR THE TAX LEVY	723	41.39%
AGAINST THE TAX LEVY	1,024	58.61%
<b>Total Votes Cast</b>	<b>1,747</b>	<b>100.00%</b>
Overvotes	0	
Undervotes	17	
Precincts Reporting	4 of 4	

**Township of Washington - Property Tax - Renewal, 1.5 Mills, 5 Years, Fire**

Vote For 1

	TOTAL	VOTE %
For the Tax Levy	407	71.28%
Against the Tax Levy	164	28.72%
<b>Total Votes Cast</b>	<b>571</b>	<b>100.00%</b>
Overvotes	0	
Undervotes	8	
Precincts Reporting	2 of 2	

**Township of Washington - Property Tax - Renewal, 0.8 Mill, 5 Years, Amulance Service,**

Vote For 1

	TOTAL	VOTE %
For the Tax Levy	429	75.00%
Against the Tax Levy	143	25.00%
<b>Total Votes Cast</b>	<b>572</b>	<b>100.00%</b>
Overvotes	0	
Undervotes	7	
Precincts Reporting	2 of 2	

November 2, 2021

Licking County, Ohio

**Reynoldsburg CSD - Bond Issue & Additional Property Tax - \$82,500,000 - 37 Years, 3.91**

Vote For 1

	TOTAL	VOTE %
FOR THE BOND ISSUE AND LEVY	883	51.49%
AGAINST THE BOND ISSUE AND LEVY	832	48.51%
<b>Total Votes Cast</b>	<b>1,715</b>	<b>100.00%</b>
Overvotes	0	
Undervotes	59	
Precincts Reporting	6 of 6	

**Coshocton County Career Center - Property Tax - Additional, 1 Mill, Continuing, Current**

Vote For 1

	TOTAL	VOTE %
For the Tax Levy	40	26.32%
Against the Tax Levy	112	73.68%
<b>Total Votes Cast</b>	<b>152</b>	<b>100.00%</b>
Overvotes	0	
Undervotes	3	
Precincts Reporting	1 of 1	

**River View LSD - Property Tax - Renewal, 4.8 Mills, 5 Years, Current Expenses**

Vote For 1

	TOTAL	VOTE %
For the Tax Levy	53	34.42%
Against the Tax Levy	101	65.58%
<b>Total Votes Cast</b>	<b>154</b>	<b>100.00%</b>
Overvotes	0	
Undervotes	1	
Precincts Reporting	1 of 1	

November 2, 2021

Licking County, Ohio

**Pataskala Public Library - Property Tax - Renewal & Increase, 1 Mill, 5 Years, Current**

Vote For 1

	TOTAL	VOTE %
For the Tax Levy	2,892	51.50%
Against the Tax Levy	2,723	48.50%
<b>Total Votes Cast</b>	<b>5,615</b>	<b>100.00%</b>
Overvotes	0	
Undervotes	51	
Precincts Reporting	17 of 17	

**Local Option - Newark 1-B - Fishmore Properties LLC, Sunday Sales**

Vote For 1

	TOTAL	VOTE %
YES	123	64.40%
NO	68	35.60%
<b>Total Votes Cast</b>	<b>191</b>	<b>100.00%</b>
Overvotes	0	
Undervotes	4	
Precincts Reporting	1 of 1	

**Local Option - Pataskala 1-B - Hector Wings 1 LLC, Sunday Sales**

Vote For 1

	TOTAL	VOTE %
YES	286	72.41%
NO	109	27.59%
<b>Total Votes Cast</b>	<b>395</b>	<b>100.00%</b>
Overvotes	0	
Undervotes	6	
Precincts Reporting	1 of 1	



November 2, 2021

Licking County, Ohio

**Local Option - Pataskala 3-B - Sarager LLC dba Elliots Wood Fired Kitchen & Tap, Sunday**

Vote For 1

	TOTAL	VOTE %
YES	557	78.45%
NO	153	21.55%
<b>Total Votes Cast</b>	<b>710</b>	<b>100.00%</b>
Overvotes	0	
Undervotes	12	
Precincts Reporting	1 of 1	

**Local Option - Pataskala 4-A - Depot Pub & Grub LLC, D-1, D-2, D-3, D-5 Liquor Permit**

Vote For 1

	TOTAL	VOTE %
YES	156	69.33%
NO	69	30.67%
<b>Total Votes Cast</b>	<b>225</b>	<b>100.00%</b>
Overvotes	0	
Undervotes	0	
Precincts Reporting	1 of 1	

**Local Option - Pataskala 4-A - Depot Pub & Grub LLC, Sunday Sales**

Vote For 1

	TOTAL	VOTE %
YES	147	65.62%
NO	77	34.38%
<b>Total Votes Cast</b>	<b>224</b>	<b>100.00%</b>
Overvotes	0	
Undervotes	1	
Precincts Reporting	1 of 1	

November 2, 2021

Licking County, Ohio

**Local Option - Pataskala 4-A - Depot Street Coffeehouse, D-5 Liquor Permit**

Vote For 1

	TOTAL	VOTE %
YES	152	67.56%
NO	73	32.44%
<b>Total Votes Cast</b>	<b>225</b>	<b>100.00%</b>
Overvotes	0	
Undervotes	0	
Precincts Reporting	1 of 1	

**Local Option - Pataskala 4-A - Depot Street Coffeehouse, Sunday Sales**

Vote For 1

	TOTAL	VOTE %
YES	141	63.23%
NO	82	36.77%
<b>Total Votes Cast</b>	<b>223</b>	<b>100.00%</b>
Overvotes	0	
Undervotes	2	
Precincts Reporting	1 of 1	

**Local Option - Perry Township - The Old Fool Brewery LLC, A-1-A Liquor Permit**

Vote For 1

	TOTAL	VOTE %
YES	377	80.90%
NO	89	19.10%
<b>Total Votes Cast</b>	<b>466</b>	<b>100.00%</b>
Overvotes	0	
Undervotes	5	
Precincts Reporting	1 of 1	

Local Option - Perry Township - The Old Fool Brewery LLC, Sunday Sales

Vote For 1

	TOTAL	VOTE %
YES	343	73.76%
NO	122	26.24%
<b>Total Votes Cast</b>	<b>465</b>	<b>100.00%</b>
Overvotes	0	
Undervotes	6	
Precincts Reporting	1 of 1	