

Amherst City Mayor

	TOTAL	VOTE %	
Vote For 1			
Mark L. Costilow (R)	3,933	100.00%	<div style="width: 100%; height: 10px; background-color: #f0e68c;"></div>
Precincts Reporting	9 of 9		

Amherst City Law Director

	TOTAL	VOTE %	
Vote For 1			
Anthony R. Pecora (D)	3,509	100.00%	<div style="width: 100%; height: 10px; background-color: #f0e68c;"></div>
Precincts Reporting	9 of 9		

Amherst City Auditor

	TOTAL	VOTE %	
Vote For 1			
David Janik (D)	2,528	49.80%	<div style="width: 49.8%; height: 10px; background-color: #f0e68c;"></div>
Brenda L. Phillips (R)	2,548	50.20%	<div style="width: 50.2%; height: 10px; background-color: #f0e68c;"></div>
Precincts Reporting	9 of 9		

Amherst City Council (1st Ward)

	TOTAL	VOTE %	
Vote For 1			
Kevin DeLong (R)	609	44.68%	<div style="width: 44.68%; height: 10px; background-color: #f0e68c;"></div>
Brian Dembinski (D)	754	55.32%	<div style="width: 55.32%; height: 10px; background-color: #f0e68c;"></div>
Precincts Reporting	2 of 2		

Amherst City Council (2nd Ward)

	TOTAL	VOTE %	
Vote For 1			
Kristin Dickerhoff (R)	641	49.16%	<div style="width: 49.16%; height: 10px; background-color: #f0e68c;"></div>
Becky Harmych (D)	663	50.84%	<div style="width: 50.84%; height: 10px; background-color: #f0e68c;"></div>
Precincts Reporting	3 of 3		

Amherst City Council (3rd Ward)

	TOTAL	VOTE %	
Vote For 1			
Jake Wachholz (D)	746	100.00%	<div style="width: 100%; height: 10px; background-color: #f0e68c;"></div>
Precincts Reporting	2 of 2		

Amherst City Council (4th Ward)

	TOTAL	VOTE %	
Vote For 1			
Melissa K. Brown (D)	583	43.77%	<div style="width: 43.77%; height: 10px; background-color: #f0e68c;"></div>
Matthew W. Nahorn (R)	749	56.23%	<div style="width: 56.23%; height: 10px; background-color: #f0e68c;"></div>
Precincts Reporting	2 of 2		

Avon Lake Municipal Court Judge

	TOTAL	VOTE %	
Vote For 1			
Allison L. Manning	11,431	58.04%	
Geoffrey R. Smith	8,263	41.96%	
Precincts Reporting	36 of 36		

Avon City Council At Large

	TOTAL	VOTE %	
Vote For 3			
Mary Berges	3,299	18.08%	
Heidi Carrion	2,625	14.39%	
Brian Fischer	4,884	26.77%	
Michelle L. Patton	4,159	22.80%	
Craig Witherspoon	3,275	17.95%	
Precincts Reporting	16 of 16		

Avon Lake City Mayor

	TOTAL	VOTE %	
Vote For 1			
Mark A. Spaetzel	8,035	69.27%	
Karl C. Zuber	3,564	30.73%	
Precincts Reporting	17 of 17		

Avon Lake City Council (1st Ward)

	TOTAL	VOTE %	
Vote For 1			
Tracey Corbo	1,223	48.84%	
Rob Shahmir	1,281	51.16%	
Precincts Reporting	5 of 5		

Avon Lake City Council (2nd Ward)

	TOTAL	VOTE %	
Vote For 1			
Bob Brooks	1,243	39.46%	
Jennifer G. Fenderbosch	1,907	60.54%	
Precincts Reporting	5 of 5		

Avon Lake City Council (3rd Ward)

	TOTAL	VOTE %	
Vote For 1			
Amy Gentry	1,264	62.42%	
Deanna M. Leitner	761	37.58%	
Precincts Reporting	3 of 3		

Avon Lake City Council (4th Ward)

	TOTAL	VOTE %	
David L. Kos	2,049	100.00%	<div style="width: 100%; height: 10px; background-color: #f0e68c;"></div>
Precincts Reporting	4 of 4		

Avon Lake Board of Municipal Utilities

	TOTAL	VOTE %	
John G. Dzwonczyk	4,985	31.46%	<div style="width: 31.46%; height: 10px; background-color: #f0e68c;"></div>
David J. Rickey	5,094	32.15%	<div style="width: 32.15%; height: 10px; background-color: #f0e68c;"></div>
Dana Schnabel	5,766	36.39%	<div style="width: 36.39%; height: 10px; background-color: #f0e68c;"></div>
Precincts Reporting	17 of 17		

Elyria City Mayor

	TOTAL	VOTE %	
Kevin A. Brubaker (D)	6,514	43.77%	<div style="width: 43.77%; height: 10px; background-color: #f0e68c;"></div>
Alice Gobeille (R)	1,952	13.12%	<div style="width: 13.12%; height: 10px; background-color: #f0e68c;"></div>
William M. Grace	394	2.65%	<div style="width: 2.65%; height: 10px; background-color: #f0e68c;"></div>
Frank Whitfield	6,022	40.46%	<div style="width: 40.46%; height: 10px; background-color: #f0e68c;"></div>
Precincts Reporting	31 of 31		

Elyria City Finance Director

	TOTAL	VOTE %	
Ted M. Pileski (D)	10,065	100.00%	<div style="width: 100%; height: 10px; background-color: #f0e68c;"></div>
Precincts Reporting	31 of 31		

Elyria City Law Director

	TOTAL	VOTE %	
Amanda R. Deery (D)	9,196	68.31%	<div style="width: 68.31%; height: 10px; background-color: #f0e68c;"></div>
Honey Howard (R)	4,266	31.69%	<div style="width: 31.69%; height: 10px; background-color: #f0e68c;"></div>
Precincts Reporting	31 of 31		

Elyria City Council At Large

	TOTAL	VOTE %	
Thomas G. Callahan (D)	6,564	15.04%	<div style="width: 15.04%; height: 10px; background-color: #f0e68c;"></div>
John Gall (R)	4,236	9.70%	<div style="width: 9.70%; height: 10px; background-color: #f0e68c;"></div>
Garry Gibbs (R)	5,142	11.78%	<div style="width: 11.78%; height: 10px; background-color: #f0e68c;"></div>
James L. Miller (R)	4,039	9.25%	<div style="width: 9.25%; height: 10px; background-color: #f0e68c;"></div>
Ray Noble (R)	4,165	9.54%	<div style="width: 9.54%; height: 10px; background-color: #f0e68c;"></div>
Chad Schneider (D)	6,351	14.55%	<div style="width: 14.55%; height: 10px; background-color: #f0e68c;"></div>
Victor F. Stewart III (D)	6,487	14.86%	<div style="width: 14.86%; height: 10px; background-color: #f0e68c;"></div>
Phil Tollett (D)	6,668	15.28%	<div style="width: 15.28%; height: 10px; background-color: #f0e68c;"></div>
Precincts Reporting	31 of 31		

Elyria City Council (1st Ward)

Vote For 1		TOTAL	VOTE %
Andrew C.G. Lipian	1,186	60.39%	
Matthew Van Wormer (D)	778	39.61%	
Precincts Reporting	4 of 4		

Elyria City Council (2nd Ward)

Vote For 1		TOTAL	VOTE %
Brenda K. Davis (D)	955	100.00%	
Precincts Reporting	4 of 4		

Elyria City Council (3rd Ward)

Vote For 1		TOTAL	VOTE %
Maurice E. Corbin III (R)	1,272	41.37%	
Evan J. Petrisko	148	4.81%	
Mary F. Siwierka (D)	1,655	53.82%	
Precincts Reporting	5 of 5		

Elyria City Council (4th Ward)

Vote For 1		TOTAL	VOTE %
Jeff Baxter (R)	907	33.16%	
Kenny Oswald (D)	1,708	62.45%	
Patrick Spears	120	4.39%	
Precincts Reporting	5 of 5		

Elyria City Council (5th Ward)

Vote For 1		TOTAL	VOTE %
Brad Armstrong	566	50.49%	
Brenda W. Warren (D)	555	49.51%	
Precincts Reporting	4 of 4		

Elyria City Council (6th Ward)

Vote For 1		TOTAL	VOTE %
Donna Mitchell (D)	1,095	100.00%	
Precincts Reporting	4 of 4		

Elyria City Council (7th Ward)

Vote For 1		TOTAL	VOTE %
Jack W. Cerra (D)	1,385	74.54%	
Candidate Withdrawn (Votes not counted)	473	25.46%	
Precincts Reporting	5 of 5		

Lorain City Mayor

Vote For 1		TOTAL	VOTE %
Jack W. Bradley (D)		10,801	100.00%
Precincts Reporting		44 of 44	

Lorain City President of Council

Vote For 1		TOTAL	VOTE %
Joel P. Arredondo (D)		9,264	100.00%
Precincts Reporting		44 of 44	

Lorain City Auditor

Vote For 1		TOTAL	VOTE %
Karen A. Shawver (D)		9,006	100.00%
Precincts Reporting		44 of 44	

Lorain City Law Director

Vote For 1		TOTAL	VOTE %
Patrick D. Riley (D)		9,136	100.00%
Precincts Reporting		44 of 44	

Lorain City Council At Large

Vote For 3		TOTAL	VOTE %
Tony Dimacchia (D)		7,315	24.93%
Sylvia DuVall (D)		6,084	20.73%
Gilbert Garcia (R)		3,920	13.36%
Joseph F. Koziura (D)		5,935	20.23%
Marlin Linger (R)		3,019	10.29%
Brandon J. Wysocki		3,069	10.46%
Precincts Reporting		44 of 44	


Lorain City Council (1st Ward)

Vote For 1		TOTAL	VOTE %
Josh Garcia		695	44.35%
Beth Henley (D)		872	55.65%
Precincts Reporting		6 of 6	


Lorain City Council (2nd Ward)

Vote For 1		TOTAL	VOTE %
Victoria Kempton (D)		756	100.00%
Precincts Reporting		5 of 5	


Lorain City Council (3rd Ward)

Vote For 1		TOTAL	VOTE %
Pamela M. Carter (D)		1,088	100.00% 
Precincts Reporting		6 of 6	


Lorain City Council (4th Ward)

Vote For 1		TOTAL	VOTE %
Dan Nutt (D)		1,296	100.00% 
Precincts Reporting		6 of 6	


Lorain City Council (5th Ward)

Vote For 1		TOTAL	VOTE %
JoAnne Moon (D)		629	100.00% 
Precincts Reporting		4 of 4	



Lorain City Council (6th Ward)

Vote For 1		TOTAL	VOTE %
Antonio L. Baez (D)		1,034	100.00% 
Precincts Reporting		4 of 4	



Lorain City Council (7th Ward)

Vote For 1		TOTAL	VOTE %
Mary E. Spellacy (D)		1,418	100.00% 
Precincts Reporting		7 of 7	



Lorain City Council (8th Ward)

Vote For 1		TOTAL	VOTE %
Jacquelyn A. Betzel-Conrad		608	24.70% 
Joshua Thornsberry (D)		1,854	75.30% 
Precincts Reporting		6 of 6	



North Ridgeville City Mayor

Vote For 1		TOTAL	VOTE %
Kevin Corcoran (R)		7,905	51.74% 
Paul Wolanski (D)		7,373	48.26% 
Precincts Reporting		24 of 24	

North Ridgeville City Council (1st Ward)

Vote For 1		TOTAL	VOTE %
Susan Olsen (D)	1,452	40.71%	
Holly A. Swenk (R)	2,115	59.29%	
Precincts Reporting	5 of 5		



North Ridgeville City Council (2nd Ward)

Vote For 1		TOTAL	VOTE %
Robert Holub (D)	1,617	49.74%	
Eric Todd Shaffer (R)	1,634	50.26%	
Precincts Reporting	5 of 5		



North Ridgeville City Council (3rd Ward)

Vote For 1		TOTAL	VOTE %
Bruce F. Abens (R)	2,821	100.00%	
Precincts Reporting	7 of 7		












North Ridgeville City Council (4th Ward)

Vote For 1		TOTAL	VOTE %
Genevieve Flieger (D)	1,600	47.58%	
Clifford B. Winkel (R)	1,763	52.42%	
Precincts Reporting	7 of 7		

Elyria Municipal Clerk of Court

Vote For 1		TOTAL	VOTE %
Greg Fanning	13,764	39.67%	
Eric J. Rothgery	20,936	60.33%	
Precincts Reporting	77 of 77		

Oberlin City Council At Large

Vote For 7		TOTAL	VOTE %
Bryan Burgess	1,310	8.76%	
Ray English	1,604	10.73%	
Frieda Fuchs	866	5.79%	
Eboni A. Johnson	1,972	13.19%	
Libni Lopez	1,470	9.83%	
Michael McFarlin	1,378	9.22%	
Elizabeth J. Meadows	1,282	8.58%	
Jessa D. New	1,534	10.26%	
Joseph L. Peek	763	5.10%	
Kristin L. Peterson	1,421	9.50%	
Joe Waltzer	1,350	9.03%	
Precincts Reporting	8 of 8		

Sheffield Lake City Mayor

Vote For 1		TOTAL	VOTE %
Dennis Bring	1,089	36.58%	<div style="width: 36.58%;"></div>
Rocky Radeff	1,888	63.42%	<div style="width: 63.42%;"></div>
Precincts Reporting	4 of 4		

Sheffield Lake President of Council

Vote For 1		TOTAL	VOTE %
Richard Rosso	2,021	100.00%	<div style="width: 100.00%;"></div>
Precincts Reporting	4 of 4		

Sheffield Lake City Council At Large

Vote For 3		TOTAL	VOTE %
Mark Cizl	1,212	23.11%	<div style="width: 23.11%;"></div>
Rosa Gee	1,493	28.47%	<div style="width: 28.47%;"></div>
Steve Kovach	1,341	25.57%	<div style="width: 25.57%;"></div>
Adam Shaw	1,199	22.86%	<div style="width: 22.86%;"></div>
Precincts Reporting	4 of 4		

Sheffield Lake City Council (4th Ward) (Unexpired Term)

Vote For 1		TOTAL	VOTE %
Write-In Totals	54	100.00%	<div style="width: 100.00%;"></div>
Precincts Reporting	1 of 1		

Vermilion City President of Council

Vote For 1		TOTAL	VOTE %
Steve Herron	1,483	100.00%	<div style="width: 100.00%;"></div>
Precincts Reporting	4 of 4		

Vermilion City Council At Large

Vote For 1		TOTAL	VOTE %
Beth A. Deck	717	42.63%	<div style="width: 42.63%;"></div>
Gary B. Howell Jr.	965	57.37%	<div style="width: 57.37%;"></div>
Precincts Reporting	4 of 4		

Vermilion City Council (1st Ward)

Vote For 1		TOTAL	VOTE %
Patricia L. West	278	100.00%	<div style="width: 100.00%;"></div>
Precincts Reporting	1 of 1		



Vermilion City Council (3rd Ward)

Vote For 1		TOTAL	VOTE %
Teresa Mayle	59	56.19%	
Drew R. Werley	46	43.81%	
Precincts Reporting	1 of 1		

Vermilion City Council (4th Ward)

Vote For 1		TOTAL	VOTE %
Monica Bauer	54	7.46%	
Barb Brady	305	42.13%	
Jeff Lucas	365	50.41%	
Precincts Reporting	1 of 1		

Vermilion City Council (5th Ward)

Vote For 1		TOTAL	VOTE %
Brian Holmes	482	68.86%	
Richard S. Pall	218	31.14%	
Precincts Reporting	2 of 2		

Grafton Village Mayor

Vote For 1		TOTAL	VOTE %
David M. DiVencenzo	521	48.56%	
Charles L. Duke Jr.	552	51.44%	
Precincts Reporting	2 of 2		

Grafton Village Clerk

Vote For 1		TOTAL	VOTE %
Stephanie L. Barnhart	712	100.00%	
Precincts Reporting	2 of 2		

Grafton Village Council (3rd Ward)

Vote For 1		TOTAL	VOTE %
Pat McCort	163	100.00%	
Precincts Reporting	1 of 1		

Grafton Village Council (4th Ward)

Vote For 1		TOTAL	VOTE %
Lynette M. Kitts	229	100.00%	
Precincts Reporting	1 of 1		

**Kipton Village Mayor**

Vote For 1

	TOTAL	VOTE %	
Robert Meilander	59	100.00%	<div style="width: 100%; height: 10px; background-color: #f0e68c;"></div>
Precincts Reporting	1 of 1		

**Kipton Village Council**

Vote For 2

	TOTAL	VOTE %	
Patricia A. Eschen	75	100.00%	<div style="width: 100%; height: 10px; background-color: #f0e68c;"></div>
No Valid Petition Filed	0	0.00%	<div style="width: 0%; height: 10px; background-color: #d3d3d3;"></div>
Precincts Reporting	1 of 1		

**LaGrange Village Mayor**

Vote For 1

	TOTAL	VOTE %	
Gary R. Kincannon	641	100.00%	<div style="width: 100%; height: 10px; background-color: #f0e68c;"></div>
Precincts Reporting	2 of 2		

**LaGrange Village Council**

Vote For 2

	TOTAL	VOTE %	
Chris Homoelle	311	27.26%	<div style="width: 27.26%; height: 10px; background-color: #f0e68c;"></div>
Curtis Karpinski	371	32.52%	<div style="width: 32.52%; height: 10px; background-color: #f0e68c;"></div>
Rhonda Smith	459	40.23%	<div style="width: 40.23%; height: 10px; background-color: #f0e68c;"></div>
Precincts Reporting	2 of 2		

**LaGrange Village Council (Unexpired Term)**

Vote For 1

	TOTAL	VOTE %	
Richard D. Honer	534	95.02%	<div style="width: 95.02%; height: 10px; background-color: #f0e68c;"></div>
Write-In Totals	28	4.98%	<div style="width: 4.98%; height: 10px; background-color: #d3d3d3;"></div>
Precincts Reporting	2 of 2		

**Rochester Village Mayor**

Vote For 1

	TOTAL	VOTE %	
Write-In Totals	17	100.00%	<div style="width: 100%; height: 10px; background-color: #f0e68c;"></div>
Precincts Reporting	1 of 1		

**Rochester Village Council**

Vote For 2

	TOTAL	VOTE %	
Susan Sparks	55	100.00%	<div style="width: 100%; height: 10px; background-color: #f0e68c;"></div>
No Valid Petition Filed	0	0.00%	<div style="width: 0%; height: 10px; background-color: #d3d3d3;"></div>
Precincts Reporting	1 of 1		

Sheffield Village Mayor

Vote For 1		TOTAL	VOTE %
Robert C. Markovich	1,335	97.23%	
Write-In Totals	38	2.77%	
Precincts Reporting	3 of 3		

Sheffield Village Council

Vote For 2		TOTAL	VOTE %
Mitchell R. Carr	875	49.13%	
Kevin S. Watkinson	906	50.87%	
Precincts Reporting	3 of 3		

South Amherst Village Mayor

Vote For 1		TOTAL	VOTE %
Scott Jones	373	60.75%	
David J. Leshinski	235	38.27%	
Write-In Totals	6	0.98%	
Precincts Reporting	1 of 1		

South Amherst Village Council

Vote For 2		TOTAL	VOTE %
Michele Jeffers	361	57.67%	
David T. Troike	265	42.33%	
Precincts Reporting	1 of 1		

South Amherst Village Board of Public Affairs

Vote For 2		TOTAL	VOTE %
No Valid Petition Filed	0		
Precincts Reporting	1 of 1		




Wellington Village Mayor

Vote For 1		TOTAL	VOTE %
Hans M. Schneider	1,146	100.00%	
Precincts Reporting	3 of 3		


Wellington Village Council

Vote For 3		TOTAL	VOTE %
Stephen D. Boham	550	19.98%	
Mark E. Bughman	742	26.95%	
Helen Dronsfield	686	24.92%	
Guy Wells	775	28.15%	
Precincts Reporting	3 of 3		


Amherst Township Trustee

Vote For 1		TOTAL	VOTE %
David Abraham	688	32.32%	
Heath J. Baus	280	13.15%	
David C. Urig	1,161	54.53%	
Precincts Reporting	5 of 5		

Amherst Township Fiscal Officer

Vote For 1		TOTAL	VOTE %
Christine M. Kish	1,621	100.00%	
Precincts Reporting	5 of 5		


Brighton Township Trustee

Vote For 1		TOTAL	VOTE %
Kenneth Ziegler	252	100.00%	
Precincts Reporting	1 of 1		


Brighton Township Fiscal Officer

Vote For 1		TOTAL	VOTE %
No Valid Petition Filed	0		
Precincts Reporting	1 of 1		


Brownhelm Township Trustee

Vote For 1		TOTAL	VOTE %
Dan DePalma	2,095	100.00%	
Precincts Reporting	5 of 5		

Brownhelm Township Fiscal Officer

Vote For 1		TOTAL	VOTE %
Debra Mastellone	1,857	100.00%	
Precincts Reporting	5 of 5		

Camden Township Trustee

Vote For 1		TOTAL	VOTE %
James D. Woodrum	498	100.00%	
Precincts Reporting	1 of 1		

Camden Township Fiscal Officer

Vote For 1		TOTAL	VOTE %
John Ciarrone		391	100.00%
Precincts Reporting		1 of 1	

Carlisle Township Trustee

Vote For 1		TOTAL	VOTE %
Jared W. Smith		1,970	100.00%
Precincts Reporting		5 of 5	

Carlisle Township Fiscal Officer

Vote For 1		TOTAL	VOTE %
Kelsey A. Sizemore		1,168	54.48%
Richard R. Willard Jr.		976	45.52%
Precincts Reporting		5 of 5	

Columbia Township Trustee

Vote For 1		TOTAL	VOTE %
Mark C. Cunningham		1,884	100.00%
Precincts Reporting		4 of 4	

Columbia Township Fiscal Officer

Vote For 1		TOTAL	VOTE %
Mandie M. Andrews		1,897	100.00%
Precincts Reporting		4 of 4	

Eaton Township Trustee

Vote For 1		TOTAL	VOTE %
Matt Hignett		596	32.73%
Dee Schippel		793	43.55%
Rick Vincent		432	23.72%
Precincts Reporting		3 of 3	

Eaton Township Fiscal Officer

Vote For 1		TOTAL	VOTE %
Briana Davis		1,351	100.00%
Precincts Reporting		3 of 3	

Elyria Township Trustee

Vote For 1

	TOTAL	VOTE %	
Richard L. Hutman	906	100.00%	<div style="width: 100%; height: 10px; background-color: #f0e68c;"></div>
Precincts Reporting	2 of 2		

Elyria Township Fiscal Officer

Vote For 1

	TOTAL	VOTE %	
Stephanie DeWitt	821	100.00%	<div style="width: 100%; height: 10px; background-color: #f0e68c;"></div>
Precincts Reporting	2 of 2		

Grafton Township Trustee

Vote For 1

	TOTAL	VOTE %	
Jared D. Koenig	308	31.79%	<div style="width: 31.79%; height: 10px; background-color: #f0e68c;"></div>
Daniel M. Martone	335	34.57%	<div style="width: 34.57%; height: 10px; background-color: #f0e68c;"></div>
Tim Shevel	326	33.64%	<div style="width: 33.64%; height: 10px; background-color: #f0e68c;"></div>
Precincts Reporting	2 of 2		

Grafton Township Fiscal Officer

Vote For 1

	TOTAL	VOTE %	
Amy Richards	795	100.00%	<div style="width: 100%; height: 10px; background-color: #f0e68c;"></div>
Precincts Reporting	2 of 2		

Henrietta Township Trustee

Vote For 1

	TOTAL	VOTE %	
Howard A. Born III	625	100.00%	<div style="width: 100%; height: 10px; background-color: #f0e68c;"></div>
Precincts Reporting	2 of 2		

Henrietta Township Fiscal Officer

Vote For 1

	TOTAL	VOTE %	
Joseph Daniel Siekeres	497	100.00%	<div style="width: 100%; height: 10px; background-color: #f0e68c;"></div>
Precincts Reporting	2 of 2		

Huntington Township Trustee

Vote For 1

	TOTAL	VOTE %	
Robert D. Holmes	342	67.59%	<div style="width: 67.59%; height: 10px; background-color: #f0e68c;"></div>
Tyler Honoshofsky	164	32.41%	<div style="width: 32.41%; height: 10px; background-color: #f0e68c;"></div>
Precincts Reporting	1 of 1		

Huntington Township Fiscal Officer

Vote For 1		TOTAL	VOTE %
Sheila D. Lanning		393	100.00%
Precincts Reporting		1 of 1	

LaGrange Township Trustee

Vote For 1		TOTAL	VOTE %
Roger Kuhl Jr.		1,477	100.00%
Precincts Reporting		4 of 4	

LaGrange Township Fiscal Officer

Vote For 1		TOTAL	VOTE %
Kimberly Carter		875	47.35%
Kathy Poling		973	52.65%
Precincts Reporting		4 of 4	

New Russia Township Trustee

Vote For 1		TOTAL	VOTE %
Andy Gulish		362	48.66%
Michelle L. Tyner		382	51.34%
Precincts Reporting		2 of 2	

New Russia Township Fiscal Officer

Vote For 1		TOTAL	VOTE %
Lisa Akers		572	100.00%
Precincts Reporting		2 of 2	


Penfield Township Trustee

Vote For 1		TOTAL	VOTE %
Eric A. Flynn Jr.		509	100.00%
Precincts Reporting		1 of 1	

Penfield Township Fiscal Officer

Vote For 1		TOTAL	VOTE %
Rachael Duling		468	100.00%
Precincts Reporting		1 of 1	


Pittsfield Township Trustee

Vote For 1		TOTAL	VOTE %
Walter E. Bredel	330	58.30%	
William J. Forthofer	236	41.70%	
Precincts Reporting	1 of 1		


Pittsfield Township Fiscal Officer

Vote For 1		TOTAL	VOTE %
Mandy Cecil	418	100.00%	
Precincts Reporting	1 of 1		


Rochester Township Trustee

Vote For 1		TOTAL	VOTE %
Kathryn Frombaugh	242	100.00%	
Precincts Reporting	1 of 1		

Rochester Township Fiscal Officer

Vote For 1		TOTAL	VOTE %
Laura A. Brady	232	100.00%	
Precincts Reporting	1 of 1		


Sheffield Township Trustee

Vote For 1		TOTAL	VOTE %
Timothy S. Mihalcik	361	47.56%	
DeWayne Neal	398	52.44%	
Precincts Reporting	3 of 3		

Sheffield Township Fiscal Officer

Vote For 1		TOTAL	VOTE %
Laura Maltarich	550	100.00%	
Precincts Reporting	3 of 3		

Wellington Township Trustee

Vote For 1		TOTAL	VOTE %
William A. Spreng	1,365	100.00%	
Precincts Reporting	4 of 4		



Wellington Township Fiscal Officer

	TOTAL	VOTE %	
Virginia Haynes	1,345	100.00%	<div style="width: 100%; height: 10px; background-color: #f0e68c;"></div>
Precincts Reporting	4 of 4		

Lorain County ESC

	TOTAL	VOTE %	
Judy A. Maldonado	14,445	56.52%	<div style="width: 56.52%; height: 10px; background-color: #f0e68c;"></div>
Deborah R. Melda	11,114	43.48%	<div style="width: 43.48%; height: 10px; background-color: #d3d3d3;"></div>
Precincts Reporting	62 of 62		

North Point ESC, Erie District

	TOTAL	VOTE %	
Marianne Cheetham	756	34.13%	<div style="width: 34.13%; height: 10px; background-color: #f0e68c;"></div>
Daryl L. Deering	647	29.21%	<div style="width: 29.21%; height: 10px; background-color: #d3d3d3;"></div>
Mark Miller	812	36.66%	<div style="width: 36.66%; height: 10px; background-color: #d3d3d3;"></div>
Precincts Reporting	5 of 5		

North Point ESC, Erie District (Unexpired Term)

	TOTAL	VOTE %	
Philip D. Thiede	1,030	100.00%	<div style="width: 100%; height: 10px; background-color: #f0e68c;"></div>
Precincts Reporting	5 of 5		

North Point ESC, Huron District

	TOTAL	VOTE %	
Warren W. Ruggles	127	100.00%	<div style="width: 100%; height: 10px; background-color: #f0e68c;"></div>
Precincts Reporting	1 of 1		

TRI-County ESC District 3

	TOTAL	VOTE %	
R. Willard Welch	345	100.00%	<div style="width: 100%; height: 10px; background-color: #f0e68c;"></div>
Precincts Reporting	2 of 2		

Amherst Exempted Village School District

	TOTAL	VOTE %	
Rex Engle	3,515	35.63%	<div style="width: 35.63%; height: 10px; background-color: #f0e68c;"></div>
Marc Zappa	3,803	38.55%	<div style="width: 38.55%; height: 10px; background-color: #d3d3d3;"></div>
Write-In Totals	2,546	25.81%	<div style="width: 25.81%; height: 10px; background-color: #d3d3d3;"></div>
Precincts Reporting	19 of 19		

Avon Local School District

Vote For 2		TOTAL	VOTE %
Dennis D. Kramer	4,568	50.15%	
Christine M. Libeg	4,540	49.85%	
Precincts Reporting	16 of 16		

Avon Lake City School District

Vote For 3		TOTAL	VOTE %
Kendra Gardiner	5,544	35.51%	
Gail Soinski Opaskar	4,756	30.46%	
James A. Stobe	5,314	34.03%	
Precincts Reporting	17 of 17		

Black River Local School District

Vote For 3		TOTAL	VOTE %
Robin Blake	259	35.77%	
Michele Powers-Neeld	214	29.56%	
Charles O. Stiver	251	34.67%	
Precincts Reporting	1 of 1		

Clearview Local School District

Vote For 2		TOTAL	VOTE %
Michael A. Post	896	95.93%	
Write-In Totals	38	4.07%	
Precincts Reporting	7 of 7		

Columbia Local School District




Vote For 2		TOTAL	VOTE %
Stephen L. Coleman	1,387	51.99%	
Shawn Ondrejko	1,281	48.01%	
Precincts Reporting	5 of 5		

Elyria City School District

Vote For 3		TOTAL	VOTE %
Aric D. Bowens	4,683	20.50%	
Michael Gebhardt	6,262	27.41%	
Brent Parker	5,707	24.98%	
Elaine M. Seguin	6,197	27.12%	
Precincts Reporting	33 of 33		






Firelands Local School District

Vote For 2

	TOTAL	VOTE %	
Myles R. Bremke	1,601	33.79%	
Tom Myers	1,680	35.46%	
Michael Okeefe	1,457	30.75%	
Precincts Reporting	11 of 11		




Keystone Local School District

Vote For 2

	TOTAL	VOTE %	
Mark Cadrette	330	5.82%	
Andrew Hoops	1,062	18.71%	
William Robson	852	15.01%	
Kimberly Sturgill	2,266	39.93%	
Patricia Wakefield	1,165	20.53%	
Precincts Reporting	11 of 11		





Lorain City School District

Vote For 2

	TOTAL	VOTE %	
Mark Ballard	5,289	41.15%	
Courtney Nazario	4,548	35.38%	
Charmaine Williams	3,016	23.47%	
Precincts Reporting	37 of 37		


Mapleton Local School District

Vote For 3

	TOTAL	VOTE %	
Kathy Goon	9	25.71%	
Fred Hartzler	7	20.00%	
Vince Hartzler	9	25.71%	
Jay Maggard	10	28.57%	
Precincts Reporting	1 of 1		

Midview Local School District

Vote For 2




	TOTAL	VOTE %	
Daniel Haight	4,337	56.52%	
James Andrew Onderko	3,337	43.48%	
Precincts Reporting	13 of 13		

New London Local School District



Vote For 2

	TOTAL	VOTE %	
Abigail Fawcett	127	56.95%	
Tiffany C. Green	96	43.05%	
Precincts Reporting	1 of 1		




North Ridgeville City School District

Vote For 2		TOTAL	VOTE %
John Gassman Jr.	5,278	31.89%	
David W. Hanes	5,264	31.81%	
Frank Vacha Jr.	6,008	36.30%	
Precincts Reporting	24 of 24		




Oberlin City School District

Vote For 2		TOTAL	VOTE %
Kendall Stanley	2,410	70.61%	
Write-In Totals	1,003	29.39%	
Precincts Reporting	12 of 12		






Olmsted Falls City School District

Vote For 2		TOTAL	VOTE %
Justin H. Funk	98	44.55%	
Candidate Withdrawn (Votes not	66	30.00%	
Bob Perez	56	25.45%	
Precincts Reporting	1 of 1		

Sheffield / Sheffield Lake City School District

Vote For 3		TOTAL	VOTE %
Pat Czech	2,419	33.26%	
Amy L. DeLuca	2,564	35.25%	
Sandra A. Jensen	2,291	31.50%	
Precincts Reporting	7 of 7		

Strongsville City School District

Vote For 3		TOTAL	VOTE %
Michelle L. Bissell	28	25.69%	
Candidate Withdrawn (Votes not	10	9.17%	
Beverly Jones	20	18.35%	
Richard Micko	25	22.94%	
Laura S. Wolfe-Housum	26	23.85%	
Precincts Reporting	1 of 1		

Vermilion Local School District

Vote For 3

	TOTAL	VOTE %	
Mark Benson	626	16.91%	
Christopher Aaron Hinds	334	9.02%	
Shelly Innes	865	23.37%	
Krystal Russell	841	22.72%	
Sarah Scarvelli	599	16.18%	
Ratiba Stillman	437	11.80%	
Precincts Reporting	5 of 5		

Wellington Exempted Village School District

Vote For 2

	TOTAL	VOTE %	
No Valid Petition Filed	0	0.00%	
Write-In Totals	85	100.00%	
Precincts Reporting	7 of 7		

State Issue #1 / Constitutional Amendment / Reproductive Rights

Vote For 1

	TOTAL	VOTE %	
Yes	68,071	62.42%	
No	40,975	37.58%	
Precincts Reporting	204 of 204		

State Issue #2 / Proposed Law / Recreational Cannabis Use

Vote For 1

	TOTAL	VOTE %	
Yes	64,908	59.41%	
No	44,341	40.59%	
Precincts Reporting	204 of 204		

3 Carlisle Township #5 / Sunday Sales / Carlisle Golf Club

Vote For 1

	TOTAL	VOTE %	
Yes	604	79.58%	
No	155	20.42%	
Precincts Reporting	1 of 1		

4 Elyria Township #1 / Sunday Sales / Lake Plaza Beverage

Vote For 1

	TOTAL	VOTE %	
Yes	412	74.77%	
No	139	25.23%	
Precincts Reporting	1 of 1		

5 Grafton Township / Rep'l w/ increase / Repair of Streets, Highways & Bridges

Vote For 1		TOTAL	VOTE %
For the Tax Levy	549	45.48%	
Against the Tax Levy	658	54.52%	
Precincts Reporting	2 of 2		

6 Grafton Township #1 / Sunday Sales / Chatty's Tavern

Vote For 1		TOTAL	VOTE %
Yes	512	78.41%	
No	141	21.59%	
Precincts Reporting	1 of 1		

7 LaGrange Township / Rep'l / Fire & EMS

Vote For 1		TOTAL	VOTE %
For the Tax Levy	1,574	67.09%	
Against the Tax Levy	772	32.91%	
Precincts Reporting	4 of 4		

8 Sheffield Township / Ren'l / Fire

Vote For 1		TOTAL	VOTE %
For the Tax Levy	521	64.40%	
Against the Tax Levy	288	35.60%	
Precincts Reporting	3 of 3		

9 Sheffield Township / Ren'l / Current Expenses

Vote For 1		TOTAL	VOTE %
For the Tax Levy	452	56.50%	
Against the Tax Levy	348	43.50%	
Precincts Reporting	3 of 3		

10 Amherst EVSD / Rep'l w/ Increase / General Permanent Improvements

Vote For 1		TOTAL	VOTE %
For the Tax Levy	5,371	54.75%	
Against the Tax Levy	4,439	45.25%	
Precincts Reporting	19 of 19		

11 Avon Lake CSD / Bond / New Schools and Improvements

Vote For 1		TOTAL	VOTE %
For the Bond Issue	5,809	48.17%	
Against the Bond Issue	6,250	51.83%	
Precincts Reporting	17 of 17		

12 Black River LSD / Ren'l / General Permanent Improvements

Vote For 1		TOTAL	VOTE %
For the Tax Levy	327	57.27%	
Against the Tax Levy	244	42.73%	
Precincts Reporting	1 of 1		

13 Central Lorain County Joint Ambulance District / Ren'l w/ Increase / Ambulance & EMS Services

Vote For 1		TOTAL	VOTE %
For the Tax Levy	3,633	62.62%	
Against the Tax Levy	2,169	37.38%	
Precincts Reporting	13 of 13		

14 Erie County General Health District / Ren'l / Health Program

Vote For 1		TOTAL	VOTE %
FOR THE TAX LEVY	1,298	59.62%	
AGAINST THE TAX LEVY	879	40.38%	
Precincts Reporting	4 of 4		

15 Mapleton LSD / Add'l Income Tax / Current Expenses

Vote For 1		TOTAL	VOTE %
For the Tax	5	23.81%	
Against the Tax	16	76.19%	
Precincts Reporting	1 of 1		

16 N. Ridgville CSD / Bond / Construction & Renovation of Schools

Vote For 1		TOTAL	VOTE %
For the Bond Issue	7,995	50.72%	
Against the Bond Issue	7,767	49.28%	
Precincts Reporting	24 of 24		

17 Strongsville CSD / Ren'l / Current Expenses

Vote For 1		TOTAL	VOTE %
For the Tax Levy	36	64.29%	
Against the Tax Levy	20	35.71%	
Precincts Reporting	1 of 1		

18 Vermilion LSD / Ren'l / School Safety & Security

Vote For 1		TOTAL	VOTE %
FOR THE TAX LEVY	1,282	69.26%	
AGAINST THE TAX LEVY	569	30.74%	
Precincts Reporting	5 of 5		

19 Wellington EVSD / Ren'l / Emergency Requirements

Vote For 1	TOTAL	VOTE %	
For the Tax Levy	1,555	53.53%	<div style="width: 53.53%; background-color: #f1c232;"></div>
Against the Tax Levy	1,350	46.47%	<div style="width: 46.47%; background-color: #d9d9d9;"></div>
Precincts Reporting	7 of 7		

20 Lorain County / Appointive Executive Plan / 7 Districts

Vote For 1	TOTAL	VOTE %	
For adoption of the 7 District Plan	31,606	32.35%	<div style="width: 32.35%; background-color: #f1c232;"></div>
Against adoption of the 7 District Plan	66,083	67.65%	<div style="width: 67.65%; background-color: #d9d9d9;"></div>
Precincts Reporting	204 of 204		

21 Lorain County / Add'l / 911

Vote For 1	TOTAL	VOTE %	
For the Tax Levy	54,055	51.80%	<div style="width: 51.80%; background-color: #f1c232;"></div>
Against the Tax Levy	50,300	48.20%	<div style="width: 48.20%; background-color: #d9d9d9;"></div>
Precincts Reporting	204 of 204		

22 Lorain County /Add'l / Criminal Justice Services

Vote For 1	TOTAL	VOTE %	
For the Tax Levy	48,891	47.22%	<div style="width: 47.22%; background-color: #f1c232;"></div>
Against the Tax Levy	54,657	52.78%	<div style="width: 52.78%; background-color: #d9d9d9;"></div>
Precincts Reporting	204 of 204		

23 Lorain County Metro Park / Rep'l / Continuing Operations

Vote For 1	TOTAL	VOTE %	
For the Tax Levy	71,588	67.19%	<div style="width: 67.19%; background-color: #f1c232;"></div>
Against the Tax Levy	34,952	32.81%	<div style="width: 32.81%; background-color: #d9d9d9;"></div>
Precincts Reporting	204 of 204		

24 Amherst City 3-A / Sunday Sales / 5 Points Tavern

Vote For 1	TOTAL	VOTE %	
Yes	524	77.06%	<div style="width: 77.06%; background-color: #f1c232;"></div>
No	156	22.94%	<div style="width: 22.94%; background-color: #d9d9d9;"></div>
Precincts Reporting	1 of 1		

25 Avon City / Ren'l / Parks & Receptions

Vote For 1	TOTAL	VOTE %	
For the Tax Levy	7,279	75.18%	<div style="width: 75.18%; background-color: #f1c232;"></div>
Against the Tax Levy	2,403	24.82%	<div style="width: 24.82%; background-color: #d9d9d9;"></div>
Precincts Reporting	16 of 16		



26 Avon City 2-A / Sunday Sales / Mezquite Mexican Kitchen & Bar

Vote For 1		TOTAL	VOTE %
Yes	727	87.48%	
No	104	12.52%	
Precincts Reporting		1 of 1	

27 Avon City 2-B / Sunday Sales / Dairy Mart

Vote For 1		TOTAL	VOTE %
Yes	396	72.26%	
No	152	27.74%	
Precincts Reporting		1 of 1	

28 Avon Lake City / Charter Amendment / Mayoral Compensation

Vote For 1		TOTAL	VOTE %
Yes	7,442	66.58%	
No	3,736	33.42%	
Precincts Reporting		17 of 17	

29 Elyria City 1-D / Sunday Sales / Dirty Donkey Tavern

Vote For 1		TOTAL	VOTE %
Yes	280	68.29%	
No	130	31.71%	
Precincts Reporting		1 of 1	

30 Elyria City 3-A / Local Option / Aldi

Vote For 1		TOTAL	VOTE %
Yes	759	80.15%	
No	188	19.85%	
Precincts Reporting		1 of 1	

31 Elyria City 3-A / Sunday Sales / Aldi

Vote For 1		TOTAL	VOTE %
Yes	727	77.18%	
No	215	22.82%	
Precincts Reporting		1 of 1	



32 Elyria City 3-A / Local Option / Sheetz

Vote For 1		TOTAL	VOTE %
Yes	731	76.79%	
No	221	23.21%	
Precincts Reporting		1 of 1	



33 Elyria City 3-A / Sunday Sales / Sheetz

Vote For 1		TOTAL	VOTE %
Yes		704	74.11% 
No		246	25.89% 
Precincts Reporting		1 of 1	



34 Elyria City 6-B / Sunday Sales / Elyria Food Mart

Vote For 1		TOTAL	VOTE %
Yes		265	60.23% 
No		175	39.77% 
Precincts Reporting		1 of 1	



35 Grafton Village 3/4 / Sunday Sales / Nuevo Mexico

Vote For 1		TOTAL	VOTE %
Yes		492	79.35% 
No		128	20.65% 
Precincts Reporting		1 of 1	

36 Kipton Village / Ren'l / Current Expenses

Vote For 1		TOTAL	VOTE %
For the Tax Levy		72	75.00% 
Against the Tax Levy		24	25.00% 
Precincts Reporting		1 of 1	



37 Lorain City 2-E / Sunday Sales / Shipyard Brewing Company

Vote For 1		TOTAL	VOTE %
Yes		300	80.43% 
No		73	19.57% 
Precincts Reporting		1 of 1	


38 Lorain City 2-E / Sunday Sales / Erie Steak and Seafood

Vote For 1		TOTAL	VOTE %
Yes		292	78.92% 
No		78	21.08% 
Precincts Reporting		1 of 1	

39 N. Ridgeville City 4-E / Sunday Sales / Marathon

Vote For 1		TOTAL	VOTE %
Yes		316	78.22% 
No		88	21.78% 
Precincts Reporting		1 of 1	



40 N. Ridgeville 4-F / Sunday Sales / Between the Bun Bar & Grill

Vote For 1		TOTAL	VOTE %
Yes	478	81.99%	
No	105	18.01%	
Precincts Reporting		1 of 1	

41 South Amherst Village / Ren'l / Fire Department

Vote For 1		TOTAL	VOTE %
For the Tax Levy	412	65.92%	
Against the Tax Levy	213	34.08%	
Precincts Reporting		1 of 1	

42 Vermilion City / Charter Amendment / Add Section X-6

Vote For 1		TOTAL	VOTE %
Yes	929	43.49%	
No	1,207	56.51%	
Precincts Reporting		4 of 4	