

Summary Results Report  
2019 General Election  
November 5, 2019

**Statistics**

TOTAL

Election Day Precincts Reporting	24 of 24
Registered Voters - Total	24,241
Ballots Cast - Total	5,604
Voter Turnout - Total	23.12%

Summary Results Report  
 2019 General Election  
 November 5, 2019

**For Mayor City of London**

Vote For 1

	TOTAL	VOTE %	
REP Patrick J. Closser	922	100.00%	
<b>Total Votes Cast</b>	<b>922</b>	<b>100.00%</b>	
Precincts Reporting	5 of 5		

**For President of Council City of London**

Vote For 1

	TOTAL	VOTE %	
REP Henry Comer	901	100.00%	
<b>Total Votes Cast</b>	<b>901</b>	<b>100.00%</b>	
Precincts Reporting	5 of 5		

**For Auditor City of London**

Vote For 1

	TOTAL	VOTE %	
REP Lora A. Long	855	100.00%	
<b>Total Votes Cast</b>	<b>855</b>	<b>100.00%</b>	
Precincts Reporting	5 of 5		

**For Treasurer UTE 12/31/2021 City of London**

Vote For 1

	TOTAL	VOTE %	
REP Sue Mosier	894	100.00%	
<b>Total Votes Cast</b>	<b>894</b>	<b>100.00%</b>	
Precincts Reporting	5 of 5		

**For Director of Law City of London**

Vote For 1

	TOTAL	VOTE %	
REP Jennifer J. Hitt	852	100.00%	
<b>Total Votes Cast</b>	<b>852</b>	<b>100.00%</b>	
Precincts Reporting	5 of 5		

**For Member of Council at Large City of London**

Vote For 3

	TOTAL	VOTE %	
REP Carla S. Blazier	672	25.23%	
REP Joshua E. Peters	765	28.73%	
Brenda S. Russell	619	23.24%	
REP John J. Stahl	607	22.79%	
<b>Total Votes Cast</b>	<b>2,663</b>	<b>100.00%</b>	
Precincts Reporting	5 of 5		

**For Member of Council London Ward 1**

Vote For 1

	TOTAL	VOTE %	
REP Andrew A. Hitt	283	100.00%	
<b>Total Votes Cast</b>	<b>283</b>	<b>100.00%</b>	
Precincts Reporting	2 of 2		

Summary Results Report  
 2019 General Election  
 November 5, 2019

**For Member of Council London Ward 2**

Vote For 1

	TOTAL	VOTE %	
REP Richard M. Hays	243	100.00%	
<b>Total Votes Cast</b>	<b>243</b>	<b>100.00%</b>	
Precincts Reporting	1 of 1		

**For Member of Council London Ward 3**

Vote For 1

	TOTAL	VOTE %	
REP David Anthony Smith	82	100.00%	
<b>Total Votes Cast</b>	<b>82</b>	<b>100.00%</b>	
Precincts Reporting	1 of 1		

**For Member of Council London Ward 4**

Vote For 1

	TOTAL	VOTE %	
REP Rex Castle	197	100.00%	
<b>Total Votes Cast</b>	<b>197</b>	<b>100.00%</b>	
Precincts Reporting	1 of 1		

**For Mayor Midway Village**

Vote For 1

	TOTAL	VOTE %	
Renee L. Hall	22	100.00%	
<b>Total Votes Cast</b>	<b>22</b>	<b>100.00%</b>	
Precincts Reporting	1 of 1		

**For Clerk-Treasurer Midway Village**

Vote For 1

	TOTAL	VOTE %	
No Valid Petition Filed	0		
<b>Total Votes Cast</b>	<b>0</b>		
Precincts Reporting	1 of 1		

**For Member of Council Midway Village**

Vote For 2

	TOTAL	VOTE %	
Tina P. Kelley	26	100.00%	
No Valid Petition Filed	0	0.00%	
<b>Total Votes Cast</b>	<b>26</b>	<b>100.00%</b>	
Precincts Reporting	1 of 1		

**For Mayor Mt. Sterling Village**

Vote For 1

	TOTAL	VOTE %	
Marci L. Darlington	177	57.28%	
Rebecca Lenn Martin	66	21.36%	
William Martin	66	21.36%	
<b>Total Votes Cast</b>	<b>309</b>	<b>100.00%</b>	
Precincts Reporting	1 of 1		

Summary Results Report  
 2019 General Election  
 November 5, 2019

**For Member of Council Mt. Sterling Village**

Vote For 2

	TOTAL	VOTE %	
Lowell G. Anderson	70	13.75%	
Andrew Drake	91	17.88%	
Jordan Pettey	200	39.29%	
David Timmons	148	29.08%	
<b>Total Votes Cast</b>	<b>509</b>	<b>100.00%</b>	
Precincts Reporting	1 of 1		

**For Mayor Plain City Village**

Vote For 1

	TOTAL	VOTE %	
Michael Darrin Lane	383	100.00%	
<b>Total Votes Cast</b>	<b>383</b>	<b>100.00%</b>	
Precincts Reporting	2 of 2		

**For Member of Council Plain City Village**

Vote For 2

	TOTAL	VOTE %	
Daniel W. Fennell	202	27.56%	
Frank Reed	280	38.20%	
John M. Rucker	251	34.24%	
<b>Total Votes Cast</b>	<b>733</b>	<b>100.00%</b>	
Precincts Reporting	2 of 2		

**For Mayor South Solon Village**

Vote For 1

	TOTAL	VOTE %	
Joseph L. Haney	19	100.00%	
<b>Total Votes Cast</b>	<b>19</b>	<b>100.00%</b>	
Precincts Reporting	1 of 1		

**For Member of Council South Solon Village**

Vote For 2

	TOTAL	VOTE %	
Jeff L. Glispie	21	100.00%	
No Valid Petition Filed	0	0.00%	
<b>Total Votes Cast</b>	<b>21</b>	<b>100.00%</b>	
Precincts Reporting	1 of 1		

**For Mayor West Jefferson Village**

Vote For 1

	TOTAL	VOTE %	
Ray A. Martin	502	100.00%	
<b>Total Votes Cast</b>	<b>502</b>	<b>100.00%</b>	
Precincts Reporting	2 of 2		

Summary Results Report  
 2019 General Election  
 November 5, 2019

**For Member of Council at Large West Jefferson Village**

Vote For 3

	TOTAL	VOTE %	
Michael W. Conway	321	25.95%	<div style="width: 25.95%;"></div>
James D. Graham	224	18.11%	<div style="width: 18.11%;"></div>
Richard A. King	372	30.07%	<div style="width: 30.07%;"></div>
Jeffery B. Patterson	320	25.87%	<div style="width: 25.87%;"></div>
<b>Total Votes Cast</b>	<b>1,237</b>	<b>100.00%</b>	<div style="width: 100%;"></div>
Precincts Reporting	2 of 2		

**For Member of Council UTE 1/2/2022 West Jefferson Ward 2**

Vote For 1

	TOTAL	VOTE %	
Linda S. Hall	156	100.00%	<div style="width: 100%;"></div>
<b>Total Votes Cast</b>	<b>156</b>	<b>100.00%</b>	<div style="width: 100%;"></div>
Precincts Reporting	1 of 1		

**For Township Trustee Canaan Township**

Vote For 1

	TOTAL	VOTE %	
Monroe E. Harbage	185	56.23%	<div style="width: 56.23%;"></div>
Jason B. Straley	144	43.77%	<div style="width: 43.77%;"></div>
<b>Total Votes Cast</b>	<b>329</b>	<b>100.00%</b>	<div style="width: 100%;"></div>
Precincts Reporting	1 of 1		

**For Township Fiscal Officer Canaan Township**

Vote For 1

	TOTAL	VOTE %	
Kimberlie A. Schrock	261	100.00%	<div style="width: 100%;"></div>
<b>Total Votes Cast</b>	<b>261</b>	<b>100.00%</b>	<div style="width: 100%;"></div>
Precincts Reporting	1 of 1		

**For Township Trustee Darby Township**

Vote For 1

	TOTAL	VOTE %	
Roger D. Weeks	466	100.00%	<div style="width: 100%;"></div>
<b>Total Votes Cast</b>	<b>466</b>	<b>100.00%</b>	<div style="width: 100%;"></div>
Precincts Reporting	3 of 3		

**For Township Fiscal Officer Darby Township**

Vote For 1

	TOTAL	VOTE %	
Teresa L. Miller	437	100.00%	<div style="width: 100%;"></div>
<b>Total Votes Cast</b>	<b>437</b>	<b>100.00%</b>	<div style="width: 100%;"></div>
Precincts Reporting	3 of 3		

**For Township Trustee Deercreek Township**

Vote For 1

	TOTAL	VOTE %	
Levin H. Hutson	117	100.00%	<div style="width: 100%;"></div>
<b>Total Votes Cast</b>	<b>117</b>	<b>100.00%</b>	<div style="width: 100%;"></div>
Precincts Reporting	1 of 1		

Summary Results Report  
 2019 General Election  
 November 5, 2019

**For Township Fiscal Officer Deercreek Township**

Vote For 1

	TOTAL	VOTE %	
Erin K. Morris	107	100.00%	<div style="width: 100%;"></div>
<b>Total Votes Cast</b>	<b>107</b>	<b>100.00%</b>	<div style="width: 100%;"></div>
Precincts Reporting	1 of 1		

**For Township Trustee Fairfield Township**

Vote For 1

	TOTAL	VOTE %	
D. Wayne Francis	135	100.00%	<div style="width: 100%;"></div>
<b>Total Votes Cast</b>	<b>135</b>	<b>100.00%</b>	<div style="width: 100%;"></div>
Precincts Reporting	1 of 1		

**For Township Fiscal Officer Fairfield Township**

Vote For 1

	TOTAL	VOTE %	
Vickie S. Timmons	136	100.00%	<div style="width: 100%;"></div>
<b>Total Votes Cast</b>	<b>136</b>	<b>100.00%</b>	<div style="width: 100%;"></div>
Precincts Reporting	1 of 1		

**For Township Trustee Jefferson Township**

Vote For 1

	TOTAL	VOTE %	
Jeffrey N. Pfeil	1,015	100.00%	<div style="width: 100%;"></div>
<b>Total Votes Cast</b>	<b>1,015</b>	<b>100.00%</b>	<div style="width: 100%;"></div>
Precincts Reporting	4 of 4		

**For Township Fiscal Officer Jefferson Township**

Vote For 1

	TOTAL	VOTE %	
Amy L. Forrest	935	100.00%	<div style="width: 100%;"></div>
<b>Total Votes Cast</b>	<b>935</b>	<b>100.00%</b>	<div style="width: 100%;"></div>
Precincts Reporting	4 of 4		

**For Township Trustee Monroe Township**

Vote For 1

	TOTAL	VOTE %	
Steve Snyder	85	100.00%	<div style="width: 100%;"></div>
<b>Total Votes Cast</b>	<b>85</b>	<b>100.00%</b>	<div style="width: 100%;"></div>
Precincts Reporting	1 of 1		

**For Township Fiscal Officer Monroe Township**

Vote For 1

	TOTAL	VOTE %	
Connie J. Troyer	85	100.00%	<div style="width: 100%;"></div>
<b>Total Votes Cast</b>	<b>85</b>	<b>100.00%</b>	<div style="width: 100%;"></div>
Precincts Reporting	1 of 1		

Summary Results Report  
 2019 General Election  
 November 5, 2019

**For Township Trustee Oak Run Township**

Vote For 1

	TOTAL	VOTE %	
Wayne C. Holland	50	100.00%	<div style="width: 100%;"></div>
<b>Total Votes Cast</b>	<b>50</b>	<b>100.00%</b>	<div style="width: 100%;"></div>
Precincts Reporting	1 of 1		

**For Township Fiscal Officer Oak Run Township**

Vote For 1

	TOTAL	VOTE %	
Bridgett N. Shoemaker	44	100.00%	<div style="width: 100%;"></div>
<b>Total Votes Cast</b>	<b>44</b>	<b>100.00%</b>	<div style="width: 100%;"></div>
Precincts Reporting	1 of 1		

**For Township Trustee Pike Township**

Vote For 1

	TOTAL	VOTE %	
Aaron L. Boerger	47	100.00%	<div style="width: 100%;"></div>
<b>Total Votes Cast</b>	<b>47</b>	<b>100.00%</b>	<div style="width: 100%;"></div>
Precincts Reporting	1 of 1		

**For Township Fiscal Officer Pike Township**

Vote For 1

	TOTAL	VOTE %	
Kellie Ann Burns	33	53.23%	<div style="width: 53.23%;"></div>
Andrew J. Kolarsky	29	46.77%	<div style="width: 46.77%;"></div>
<b>Total Votes Cast</b>	<b>62</b>	<b>100.00%</b>	<div style="width: 100%;"></div>
Precincts Reporting	1 of 1		

**For Township Trustee Pleasant Township**

Vote For 1

	TOTAL	VOTE %	
Write-In Totals	232	100.00%	<div style="width: 100%;"></div>
Write-In: Daniel E. Fryer	102	43.97%	<div style="width: 43.97%;"></div>
Write-In: Jeffrey L. Martin	53	22.84%	<div style="width: 22.84%;"></div>
Write-In: Timothy J. Phillips	53	22.84%	<div style="width: 22.84%;"></div>
Not Assigned	24	10.34%	<div style="width: 10.34%;"></div>
<b>Total Votes Cast</b>	<b>232</b>	<b>100.00%</b>	<div style="width: 100%;"></div>
Precincts Reporting	2 of 2		

**For Township Fiscal Officer Pleasant Township**

Vote For 1

	TOTAL	VOTE %	
No Valid Petition Filed	0		<div style="width: 0%;"></div>
<b>Total Votes Cast</b>	<b>0</b>		<div style="width: 0%;"></div>
Precincts Reporting	2 of 2		

**For Township Trustee Paint Township**

Vote For 1

	TOTAL	VOTE %	
Bruce A. Davison	60	100.00%	<div style="width: 100%;"></div>
<b>Total Votes Cast</b>	<b>60</b>	<b>100.00%</b>	<div style="width: 100%;"></div>
Precincts Reporting	1 of 1		

Summary Results Report  
2019 General Election  
November 5, 2019

**For Township Fiscal Officer Paint Township**

Vote For 1

	TOTAL	VOTE %	
Cindy Mace	58	100.00%	<div style="width: 100%;"></div>
<b>Total Votes Cast</b>	<b>58</b>	<b>100.00%</b>	<div style="width: 100%;"></div>
Precincts Reporting	1 of 1		

**For Township Trustee Range Township**

Vote For 1

	TOTAL	VOTE %	
Mark A. Anthony	138	100.00%	<div style="width: 100%;"></div>
<b>Total Votes Cast</b>	<b>138</b>	<b>100.00%</b>	<div style="width: 100%;"></div>
Precincts Reporting	1 of 1		

**For Township Fiscal Officer Range Township**

Vote For 1

	TOTAL	VOTE %	
Debbie Cress	126	100.00%	<div style="width: 100%;"></div>
<b>Total Votes Cast</b>	<b>126</b>	<b>100.00%</b>	<div style="width: 100%;"></div>
Precincts Reporting	1 of 1		

**For Township Trustee Somerford Township**

Vote For 1

	TOTAL	VOTE %	
Jim Moran	434	100.00%	<div style="width: 100%;"></div>
<b>Total Votes Cast</b>	<b>434</b>	<b>100.00%</b>	<div style="width: 100%;"></div>
Precincts Reporting	3 of 3		

**For Township Fiscal Officer Somerford Township**

Vote For 1

	TOTAL	VOTE %	
Amanda Knowles	431	100.00%	<div style="width: 100%;"></div>
<b>Total Votes Cast</b>	<b>431</b>	<b>100.00%</b>	<div style="width: 100%;"></div>
Precincts Reporting	3 of 3		

**For Township Trustee Stokes Township**

Vote For 1

	TOTAL	VOTE %	
Christopher S. Vallery	55	100.00%	<div style="width: 100%;"></div>
<b>Total Votes Cast</b>	<b>55</b>	<b>100.00%</b>	<div style="width: 100%;"></div>
Precincts Reporting	1 of 1		

**For Township Fiscal Officer Stokes Township**

Vote For 1

	TOTAL	VOTE %	
Ramona Porter	55	100.00%	<div style="width: 100%;"></div>
<b>Total Votes Cast</b>	<b>55</b>	<b>100.00%</b>	<div style="width: 100%;"></div>
Precincts Reporting	1 of 1		



Summary Results Report  
 2019 General Election  
 November 5, 2019

**For Township Trustee Union Township**

Vote For 1

	TOTAL	VOTE %	
Matt Furbee	110	100.00%	<div style="width: 100%;"></div>
<b>Total Votes Cast</b>	<b>110</b>	<b>100.00%</b>	<div style="width: 100%;"></div>
Precincts Reporting	1 of 1		

**For Township Fiscal Officer Union Township**

Vote For 1

	TOTAL	VOTE %	
Rachel A. Kimbler	100	100.00%	<div style="width: 100%;"></div>
<b>Total Votes Cast</b>	<b>100</b>	<b>100.00%</b>	<div style="width: 100%;"></div>
Precincts Reporting	1 of 1		

**For Member of Board of Educational Service Center Madison-Champaign ESC**

Vote For 1

	TOTAL	VOTE %	
Jeffrey A. Burroughs	796	34.84%	<div style="width: 34.84%;"></div>
Karen Allen Fowler	1,489	65.16%	<div style="width: 65.16%;"></div>
<b>Total Votes Cast</b>	<b>2,285</b>	<b>100.00%</b>	<div style="width: 100%;"></div>
Precincts Reporting	17 of 17		

**For Member of Educational Service Center Pickaway ESC**

Vote For 2

	TOTAL	VOTE %	
Jon C. Saxton	0		<div style="width: 0%;"></div>
No Valid Petition Filed	0		<div style="width: 0%;"></div>
<b>Total Votes Cast</b>	<b>0</b>		<div style="width: 0%;"></div>
Precincts Reporting	1 of 1		

**For Member of Board of Education Fairbanks Local School District**

Vote For 2

	TOTAL	VOTE %	
Lisa Adkins	39	46.99%	<div style="width: 46.99%;"></div>
Mark Lippencott	44	53.01%	<div style="width: 53.01%;"></div>
<b>Total Votes Cast</b>	<b>83</b>	<b>100.00%</b>	<div style="width: 100%;"></div>
Precincts Reporting	2 of 2		

**For Member of Board of Education Jefferson Local School District**

Vote For 3

	TOTAL	VOTE %	
David W. Harper	729	34.44%	<div style="width: 34.44%;"></div>
Margaret I. Hiss	658	31.08%	<div style="width: 31.08%;"></div>
Michael E. Quinn	730	34.48%	<div style="width: 34.48%;"></div>
<b>Total Votes Cast</b>	<b>2,117</b>	<b>100.00%</b>	<div style="width: 100%;"></div>
Precincts Reporting	4 of 4		

Summary Results Report  
 2019 General Election  
 November 5, 2019

**For Member of Board of Education Jonathan Alder LSD**

Vote For 3

	TOTAL	VOTE %	
Thomas D. Bichsel	509	23.08%	
Christine Blacka	592	26.85%	
Bill McCartney	534	24.22%	
Steven Votaw	570	25.85%	
<b>Total Votes Cast</b>	<b>2,205</b>	<b>100.00%</b>	
Precincts Reporting	8 of 8		

**For Member of Board of Education UTE 12/31/2021 Jonathan Alder**

Vote For 1

	TOTAL	VOTE %	
Shannon R. Foust	766	100.00%	
<b>Total Votes Cast</b>	<b>766</b>	<b>100.00%</b>	
Precincts Reporting	8 of 8		

**For Member of Board of Education London City School District**

Vote For 2

	TOTAL	VOTE %	
Jonathan M. Stahl	1,297	100.00%	
No Valid Petition Filed	0	0.00%	
<b>Total Votes Cast</b>	<b>1,297</b>	<b>100.00%</b>	
Precincts Reporting	10 of 10		

**For Member of Board of Education Mechanicsburg Exempted Village School District**

Vote For 2

	TOTAL	VOTE %	
Todd Boeck	9	45.00%	
Paul McMahill	11	55.00%	
<b>Total Votes Cast</b>	<b>20</b>	<b>100.00%</b>	
Precincts Reporting	1 of 1		

**For Member of Board of Education Madison Plains Local School District**

Vote For 2

	TOTAL	VOTE %	
Robert Lee Butz	393	24.47%	
Mark Mason	699	43.52%	
Rebecca A. Rheinscheld	514	32.00%	
<b>Total Votes Cast</b>	<b>1,606</b>	<b>100.00%</b>	
Precincts Reporting	6 of 6		

**For Member of Board of Education UTE (12/31/2021) Madison Plains Local School District**

Vote For 1

	TOTAL	VOTE %	
Write-In Totals	74	101.37%	
Write-In: Bryan J. Stonerock	38	52.05%	
Not Assigned	36	49.32%	
<b>Total Votes Cast</b>	<b>73</b>	<b>100.00%</b>	
Precincts Reporting	6 of 6		

**For Member of Board of Education Miami Trace Local School District**

Vote For 2

	TOTAL	VOTE %	
Charlie Andrews	4	44.44%	
Bruce Kirkpatrick	5	55.56%	
<b>Total Votes Cast</b>	<b>9</b>	<b>100.00%</b>	
Precincts Reporting	2 of 2		

**For Member of Board of Education Westfall Local School District**

Vote For 3

	TOTAL	VOTE %	
Larry J. Carfrey	0		
Judy Cook	0		
Casey Pringle	0		
Mark A. Ruff	0		
Zachary Ruoff	0		
<b>Total Votes Cast</b>	<b>0</b>		
Precincts Reporting	1 of 1		

**Fairfield Township Tax Levy Fairfield Township**

Vote For 1

	TOTAL	VOTE %	
For the Tax Levy	104	65.82%	
Against the Tax Levy	54	34.18%	
<b>Total Votes Cast</b>	<b>158</b>	<b>100.00%</b>	
Precincts Reporting	1 of 1		

**Paint Township - Cemetery Paint Township**

Vote For 1

	TOTAL	VOTE %	
For the Tax Levy	51	70.83%	
Against the Tax Levy	21	29.17%	
<b>Total Votes Cast</b>	<b>72</b>	<b>100.00%</b>	
Precincts Reporting	1 of 1		

**Range Township - Cemetery Range Township**

Vote For 1

	TOTAL	VOTE %	
For the Tax Levy	131	88.51%	
Against the Tax Levy	17	11.49%	
<b>Total Votes Cast</b>	<b>148</b>	<b>100.00%</b>	
Precincts Reporting	1 of 1		

**Range Township - Fire Range Township**

Vote For 1

	TOTAL	VOTE %	
For the Tax Levy	131	89.12%	
Against the Tax Levy	16	10.88%	
<b>Total Votes Cast</b>	<b>147</b>	<b>100.00%</b>	
Precincts Reporting	1 of 1		

Summary Results Report  
 2019 General Election  
 November 5, 2019

**Jefferson Local School District Jefferson Local School District**

Vote For 1

	TOTAL	VOTE %	
FOR THE TAX LEVY	674	53.62%	
AGAINST THE TAX LEVY	583	46.38%	
<b>Total Votes Cast</b>	<b>1,257</b>	<b>100.00%</b>	
Precincts Reporting	4 of 4		

**London City School District**

Vote For 1

	TOTAL	VOTE %	
FOR THE TAX	1,350	66.37%	
AGAINST THE TAX	684	33.63%	
<b>Total Votes Cast</b>	<b>2,034</b>	<b>100.00%</b>	
Precincts Reporting	10 of 10		

**London Public Library**

Vote For 1

	TOTAL	VOTE %	
For the Tax Levy	1,538	75.88%	
Against the Tax Levy	489	24.12%	
<b>Total Votes Cast</b>	<b>2,027</b>	<b>100.00%</b>	
Precincts Reporting	10 of 10		

**Mechanicsburg Public Library Mechanicsburg Exempted Village School District**

Vote For 1

	TOTAL	VOTE %	
For the Tax Levy	9	64.29%	
Against the Tax Levy	5	35.71%	
<b>Total Votes Cast</b>	<b>14</b>	<b>100.00%</b>	
Precincts Reporting	1 of 1		

**Sterling Joint Ambulance District #1 Sterling Joint Ambulance District**

Vote For 1

	TOTAL	VOTE %	
For the Tax Levy	593	78.23%	
Against the Tax Levy	165	21.77%	
<b>Total Votes Cast</b>	<b>758</b>	<b>100.00%</b>	
Precincts Reporting	3 of 3		

**Sterling Joint Ambulance District #2 Sterling Joint Ambulance District**

Vote For 1

	TOTAL	VOTE %	
For the Tax Levy	578	76.35%	
Against the Tax Levy	179	23.65%	
<b>Total Votes Cast</b>	<b>757</b>	<b>100.00%</b>	
Precincts Reporting	3 of 3		

Summary Results Report  
 2019 General Election  
 November 5, 2019

**Pleasant Valley Joint Fire District Pleasant Valley Fire District**

Vote For 1

	TOTAL	VOTE %	
FOR THE TAX LEVY	727	78.00%	
AGAINST THE TAX LEVY	205	22.00%	
<b>Total Votes Cast</b>	<b>932</b>	<b>100.00%</b>	
Precincts Reporting	4 of 4		

**Pleasant-Darby Union Cemetery District Pleasant-Darby Cemetery District**

Vote For 1

	TOTAL	VOTE %	
For the Tax Levy	384	71.24%	
Against the Tax Levy	155	28.76%	
<b>Total Votes Cast</b>	<b>539</b>	<b>100.00%</b>	
Precincts Reporting	2 of 2		

**Hurt/Battelle Memorial Library of West Jefferson Jefferson Local School District**

Vote For 1

	TOTAL	VOTE %	
For the Tax Levy	917	72.60%	
Against the Tax Levy	346	27.40%	
<b>Total Votes Cast</b>	<b>1,263</b>	<b>100.00%</b>	
Precincts Reporting	4 of 4		

**Madison County - Fairhaven**

Vote For 1

	TOTAL	VOTE %	
For the Tax Levy	4,098	74.02%	
Against the Tax Levy	1,438	25.98%	
<b>Total Votes Cast</b>	<b>5,536</b>	<b>100.00%</b>	
Precincts Reporting	24 of 24		

**Madison County - Health**

Vote For 1

	TOTAL	VOTE %	
For the Tax Levy	3,071	55.98%	
Against the Tax Levy	2,415	44.02%	
<b>Total Votes Cast</b>	<b>5,486</b>	<b>100.00%</b>	
Precincts Reporting	24 of 24		

**Village of South Solon - Current Expenses South Solon Village**




Vote For 1

	TOTAL	VOTE %	
For the Tax Levy	19	57.58%	
Against the Tax Levy	14	42.42%	
<b>Total Votes Cast</b>	<b>33</b>	<b>100.00%</b>	
Precincts Reporting	1 of 1		

Summary Results Report  
2019 General Election  
November 5, 2019

**Local Option - Shans Bar and Grill 4 - London 3**

Vote For 1

	TOTAL	VOTE %	
YES	72	54.14%	
NO	61	45.86%	
<b>Total Votes Cast</b>	<b>133</b>	<b>100.00%</b>	
Precincts Reporting	1 of 1		