









## 0001 - London 1-A

### Statistics

	TOTAL	Election Day	Absentee Mail	Absentee Office	Provisional
Registered Voters - Total	452				
Ballots Cast - Total	332	97	100	124	11
Voter Turnout - Total	73.45%				







#### For President and Vice President

Vote For 1

	TOTAL	VOTE %	Election Day	Absentee Mail	Absentee Office	Provisional
Dem Joseph R. Biden	122	36.97% 	23	63	33	3
Howie Hawkins	0	0.00% 	0	0	0	0
Lib Jo Jorgensen	5	1.52% 	3	0	0	2
Rep Donald J. Trump	203	61.52% 	71	35	91	6
Write-In Totals	0	0.00% 	0	0	0	0
Write-In: ***Invalid	0	0.00% 	0	0	0	0
Write-In: Carroll/Patel	0	0.00% 	0	0	0	0
Not Assigned	0	0.00% 	0	0	0	0
Overvotes	0		0	0	0	0
Undervotes	2		0	2	0	0



#### For Representative to Congress (15th District)

Vote For 1

	TOTAL	VOTE %	Election Day	Absentee Mail	Absentee Office	Provisional
Dem Joel Newby	99	31.33% 	18	48	30	3
Rep Steve Stivers	217	68.67% 	72	47	91	7
Write-In Totals	0	0.00% 	0	0	0	0
Write-In: ***Invalid	0	0.00% 	0	0	0	0
Write-In: Shane Ian Hoffman	0	0.00% 	0	0	0	0
Not Assigned	0	0.00% 	0	0	0	0
Overvotes	0		0	0	0	0
Undervotes	16		7	5	3	1

#### For State Senator (10th District)

Vote For 1

	TOTAL	VOTE %	Election Day	Absentee Mail	Absentee Office	Provisional
Dem Charles Ballard	98	31.31% 	18	46	31	3
Rep Robert Hackett	215	68.69% 	72	48	88	7
Overvotes	0		0	0	0	0
Undervotes	19		7	6	5	1

## 0001 - London 1-A

### For State Representative (74th District)

Vote For 1

	TOTAL	VOTE %	Election Day	Absentee Mail	Absentee Office	Provisional
Rep Bill Dean	244	96.83%	75	59	103	7
Write-In Totals	8	3.17%	2	5	0	1
Write-In: Ted McClenen	5	1.98%	1	3	0	1
Write-In: Michael Johnson	2	0.79%	0	2	0	0
Write-In: ***Invalid	1	0.40%	1	0	0	0
Not Assigned	0	0.00%	0	0	0	0
Overvotes	0		0	0	0	0
Undervotes	80		20	36	21	3

### For County Commissioner (1-2)

Vote For 1

	TOTAL	VOTE %	Election Day	Absentee Mail	Absentee Office	Provisional
Rep Mark A. Forrest	229	100.00%	71	52	99	7
Overvotes	0		0	0	0	0
Undervotes	103		26	48	25	4

### For County Commissioner (1-3)

Vote For 1

	TOTAL	VOTE %	Election Day	Absentee Mail	Absentee Office	Provisional
Rep Chris Wallace	217	100.00%	62	57	92	6
Overvotes	0		0	0	0	0
Undervotes	115		35	43	32	5

### For Prosecuting Attorney

Vote For 1

	TOTAL	VOTE %	Election Day	Absentee Mail	Absentee Office	Provisional
Rep Nicholas Adkins	171	57.58%	54	41	71	5
Marla H. Farbacher	126	42.42%	33	45	45	3
Overvotes	0		0	0	0	0
Undervotes	35		10	14	8	3

### For Clerk of the Court of Common Pleas

Vote For 1

	TOTAL	VOTE %	Election Day	Absentee Mail	Absentee Office	Provisional
Rep Renae Ellen Zabloudil	245	100.00%	75	63	101	6
Overvotes	0		0	0	0	0
Undervotes	87		22	37	23	5

### For Sheriff


Vote For 1

	TOTAL	VOTE %	Election Day	Absentee Mail	Absentee Office	Provisional
Rep John R. Swaney	258	100.00%	76	68	106	8
Overvotes	0		0	0	0	0
Undervotes	74		21	32	18	3

## 0001 - London 1-A


### For County Recorder

Vote For 1

	TOTAL	VOTE %	Election Day	Absentee Mail	Absentee Office	Provisional
Rep Charles E. Reed	248	100.00% 	72	65	103	8
Overvotes	0		0	0	0	0
Undervotes	84		25	35	21	3


### For County Treasurer

Vote For 1

	TOTAL	VOTE %	Election Day	Absentee Mail	Absentee Office	Provisional
Rep Stacey L. McKenzie	247	100.00% 	73	65	103	6
Overvotes	0		0	0	0	0
Undervotes	85		24	35	21	5


### For County Engineer

Vote For 1

	TOTAL	VOTE %	Election Day	Absentee Mail	Absentee Office	Provisional
Rep Bryan D. Dhume	244	100.00% 	74	61	102	7
Overvotes	0		0	0	0	0
Undervotes	88		23	39	22	4



### For Coroner

Vote For 1

	TOTAL	VOTE %	Election Day	Absentee Mail	Absentee Office	Provisional
Rep James W. Kaehr	257	100.00% 	78	66	106	7
Overvotes	0		0	0	0	0
Undervotes	75		19	34	18	4



### For Member of the State Board of Education 10th State Board of Education

Vote For 1

	TOTAL	VOTE %	Election Day	Absentee Mail	Absentee Office	Provisional
Mary E. Binegar	131	50.97% 	41	45	44	1
Brendan P. Shea	126	49.03% 	32	35	54	5
Overvotes	0		0	0	0	0
Undervotes	75		24	20	26	5

### For Justice of the Supreme Court (1-1)



Vote For 1

	TOTAL	VOTE %	Election Day	Absentee Mail	Absentee Office	Provisional
Sharon L. Kennedy	168	60.65% 	39	50	74	5
John P. O'Donnell	109	39.35% 	37	36	34	2
Overvotes	0		0	0	0	0
Undervotes	55		21	14	16	4

## 0001 - London 1-A


### For Justice of the Supreme Court (1-2)

Vote For 1

	TOTAL	VOTE %	Election Day	Absentee Mail	Absentee Office	Provisional
Jennifer Brunner	156	57.35% 	38	52	64	2
Judi French	116	42.65% 	35	36	40	5
Overvotes	0		0	0	0	0
Undervotes	60		24	12	20	4


### For Judge of the Court of Appeals (1-1) (12th District)

Vote For 1

	TOTAL	VOTE %	Election Day	Absentee Mail	Absentee Office	Provisional
Matthew Byrne	206	100.00% 	62	55	82	7
Overvotes	0		0	0	0	0
Undervotes	126		35	45	42	4


### For Judge of the Court of Appeals (2-9) (12th District)

Vote For 1

	TOTAL	VOTE %	Election Day	Absentee Mail	Absentee Office	Provisional
Robert A. Hendrickson	204	100.00% 	61	55	82	6
Overvotes	0		0	0	0	0
Undervotes	128		36	45	42	5



### For Judge of the Court of Common Pleas (Probate/Juvenile Division)

Vote For 1

	TOTAL	VOTE %	Election Day	Absentee Mail	Absentee Office	Provisional
Christopher J. Brown	232	100.00% 	71	62	92	7
Overvotes	0		0	0	0	0
Undervotes	100		26	38	32	4

### Madison County - Senior Citizens Center

Vote For 1

	TOTAL	VOTE %	Election Day	Absentee Mail	Absentee Office	Provisional
For the Tax Levy	207	66.56% 	46	77	80	4
Against the Tax Levy	104	33.44% 	42	17	42	3
Overvotes	0		0	0	0	0
Undervotes	21		9	6	2	4

**0002 - London 1-B**

**Statistics**

	TOTAL	Election Day	Absentee Mail	Absentee Office	Provisional
Registered Voters - Total	1,727				
Ballots Cast - Total	1,231	444	340	408	39
Voter Turnout - Total	71.28%				

**For President and Vice President**

Vote For 1

	TOTAL	VOTE %	Election Day	Absentee Mail	Absentee Office	Provisional
Dem Joseph R. Biden	437	35.53%	98	184	145	10
Howie Hawkins	5	0.41%	2	2	1	0
Lib Jo Jorgensen	12	0.98%	6	2	4	0
Rep Donald J. Trump	775	63.01%	338	150	258	29
Write-In Totals	1	0.08%	0	1	0	0
Write-In: ***Invalid	1	0.08%	0	1	0	0
Write-In: Carroll/Patel	0	0.00%	0	0	0	0
Not Assigned	0	0.00%	0	0	0	0
Overvotes	0		0	0	0	0
Undervotes	1		0	1	0	0

**For Representative to Congress (15th District)**

Vote For 1

	TOTAL	VOTE %	Election Day	Absentee Mail	Absentee Office	Provisional
Dem Joel Newby	342	28.84%	79	131	123	9
Rep Steve Stivers	841	70.91%	354	192	267	28
Write-In Totals	3	0.25%	1	1	1	0
Write-In: ***Invalid	3	0.25%	1	1	1	0
Write-In: Shane Ian Hoffman	0	0.00%	0	0	0	0
Not Assigned	0	0.00%	0	0	0	0
Overvotes	0		0	0	0	0
Undervotes	45		10	16	17	2

**For State Senator (10th District)**

Vote For 1

	TOTAL	VOTE %	Election Day	Absentee Mail	Absentee Office	Provisional
Dem Charles Ballard	355	30.24%	86	139	121	9
Rep Robert Hackett	819	69.76%	345	181	265	28
Overvotes	0		0	0	0	0
Undervotes	57		13	20	22	2

**0002 - London 1-B**

**For State Representative (74th District)**

Vote For 1

	TOTAL	VOTE %	Election Day	Absentee Mail	Absentee Office	Provisional
Rep Bill Dean	926	97.89%	373	211	309	33
Write-In Totals	20	2.11%	2	14	4	0
Write-In: Ted McClenen	10	1.06%	0	9	1	0
Write-In: Michael Johnson	6	0.63%	0	4	2	0
Write-In: ***Invalid	4	0.42%	2	1	1	0
Not Assigned	0	0.00%	0	0	0	0
Overvotes	0		0	0	0	0
Undervotes	285		69	115	95	6

**For County Commissioner (1-2)**

Vote For 1

	TOTAL	VOTE %	Election Day	Absentee Mail	Absentee Office	Provisional
Rep Mark A. Forrest	879	100.00%	351	213	285	30
Overvotes	0		0	0	0	0
Undervotes	352		93	127	123	9

**For County Commissioner (1-3)**

Vote For 1

	TOTAL	VOTE %	Election Day	Absentee Mail	Absentee Office	Provisional
Rep Chris Wallace	855	100.00%	341	201	285	28
Overvotes	0		0	0	0	0
Undervotes	376		103	139	123	11

**For Prosecuting Attorney**

Vote For 1

	TOTAL	VOTE %	Election Day	Absentee Mail	Absentee Office	Provisional
Rep Nicholas Adkins	681	61.97%	289	145	223	24
Marla H. Farbacher	418	38.03%	126	138	141	13
Overvotes	0		0	0	0	0
Undervotes	132		29	57	44	2

**For Clerk of the Court of Common Pleas**

Vote For 1

	TOTAL	VOTE %	Election Day	Absentee Mail	Absentee Office	Provisional
Rep Renae Ellen Zabloudil	934	100.00%	371	221	312	30
Overvotes	0		0	0	0	0
Undervotes	297		73	119	96	9

**For Sheriff**

Vote For 1

	TOTAL	VOTE %	Election Day	Absentee Mail	Absentee Office	Provisional
Rep John R. Swaney	950	100.00%	375	231	313	31
Overvotes	0		0	0	0	0
Undervotes	281		69	109	95	8

## 0002 - London 1-B

### For County Recorder

Vote For 1

	TOTAL	VOTE %	Election Day	Absentee Mail	Absentee Office	Provisional
Rep Charles E. Reed	918	100.00%	361	227	300	30
Overvotes	0		0	0	0	0
Undervotes	313		83	113	108	9

### For County Treasurer

Vote For 1

	TOTAL	VOTE %	Election Day	Absentee Mail	Absentee Office	Provisional
Rep Stacey L. McKenzie	926	100.00%	365	218	313	30
Overvotes	0		0	0	0	0
Undervotes	305		79	122	95	9

### For County Engineer

Vote For 1

	TOTAL	VOTE %	Election Day	Absentee Mail	Absentee Office	Provisional
Rep Bryan D. Dhume	919	100.00%	364	223	302	30
Overvotes	0		0	0	0	0
Undervotes	312		80	117	106	9

### For Coroner

Vote For 1

	TOTAL	VOTE %	Election Day	Absentee Mail	Absentee Office	Provisional
Rep James W. Kaehr	943	100.00%	373	236	303	31
Overvotes	0		0	0	0	0
Undervotes	288		71	104	105	8

### For Member of the State Board of Education 10th State Board of Education

Vote For 1

	TOTAL	VOTE %	Election Day	Absentee Mail	Absentee Office	Provisional
Mary E. Binegar	436	46.43%	154	121	152	9
Brendan P. Shea	503	53.57%	200	127	155	21
Overvotes	0		0	0	0	0
Undervotes	292		90	92	101	9

### For Justice of the Supreme Court (1-1)



Vote For 1

	TOTAL	VOTE %	Election Day	Absentee Mail	Absentee Office	Provisional
Sharon L. Kennedy	598	60.10%	243	144	195	16
John P. O'Donnell	397	39.90%	133	126	124	14
Overvotes	0		0	0	0	0
Undervotes	236		68	70	89	9

**0002 - London 1-B**


**For Justice of the Supreme Court (1-2)**

Vote For 1

	TOTAL	VOTE %	Election Day	Absentee Mail	Absentee Office	Provisional
Jennifer Brunner	476	49.17% 	163	147	150	16
Judi French	492	50.83% 	199	119	158	16
Overvotes	0		0	0	0	0
Undervotes	263		82	74	100	7


**For Judge of the Court of Appeals (1-1) (12th District)**

Vote For 1

	TOTAL	VOTE %	Election Day	Absentee Mail	Absentee Office	Provisional
Matthew Byrne	807	100.00% 	310	204	266	27
Overvotes	0		0	0	0	0
Undervotes	424		134	136	142	12


**For Judge of the Court of Appeals (2-9) (12th District)**

Vote For 1

	TOTAL	VOTE %	Election Day	Absentee Mail	Absentee Office	Provisional
Robert A. Hendrickson	793	100.00% 	317	193	256	27
Overvotes	0		0	0	0	0
Undervotes	438		127	147	152	12



**For Judge of the Court of Common Pleas (Probate/Juvenile Division)**

Vote For 1

	TOTAL	VOTE %	Election Day	Absentee Mail	Absentee Office	Provisional
Christopher J. Brown	868	100.00% 	333	214	292	29
Overvotes	0		0	0	0	0
Undervotes	363		111	126	116	10

**Madison County - Senior Citizens Center**

Vote For 1

	TOTAL	VOTE %	Election Day	Absentee Mail	Absentee Office	Provisional
For the Tax Levy	827	71.17% 	283	256	268	20
Against the Tax Levy	335	28.83% 	140	67	114	14
Overvotes	0		0	0	0	0
Undervotes	69		21	17	26	5



**0003 - London 2**

**Statistics**

	TOTAL	Election Day	Absentee Mail	Absentee Office	Provisional
Registered Voters - Total	1,574				
Ballots Cast - Total	1,227	288	542	377	20
Voter Turnout - Total	77.95%				

**For President and Vice President**

Vote For 1

	TOTAL	VOTE %	Election Day	Absentee Mail	Absentee Office	Provisional
Dem Joseph R. Biden	449	36.74%	48	270	123	8
Howie Hawkins	2	0.16%	0	2	0	0
Lib Jo Jorgensen	22	1.80%	9	9	4	0
Rep Donald J. Trump	745	60.97%	229	255	249	12
Write-In Totals	4	0.33%	1	2	1	0
Write-In: ***Invalid	4	0.33%	1	2	1	0
Write-In: Carroll/Patel	0	0.00%	0	0	0	0
Not Assigned	0	0.00%	0	0	0	0
Overvotes	1		1	0	0	0
Undervotes	4		0	4	0	0

**For Representative to Congress (15th District)**

Vote For 1

	TOTAL	VOTE %	Election Day	Absentee Mail	Absentee Office	Provisional
Dem Joel Newby	362	30.55%	39	221	99	3
Rep Steve Stivers	822	69.37%	238	304	266	14
Write-In Totals	1	0.08%	0	1	0	0
Write-In: ***Invalid	1	0.08%	0	1	0	0
Write-In: Shane Ian Hoffman	0	0.00%	0	0	0	0
Not Assigned	0	0.00%	0	0	0	0
Overvotes	0		0	0	0	0
Undervotes	42		11	16	12	3

**For State Senator (10th District)**

Vote For 1

	TOTAL	VOTE %	Election Day	Absentee Mail	Absentee Office	Provisional
Dem Charles Ballard	351	30.00%	40	214	94	3
Rep Robert Hackett	819	70.00%	234	305	266	14
Overvotes	0		0	0	0	0
Undervotes	57		14	23	17	3

**0003 - London 2**

**For State Representative (74th District)**

Vote For 1

	TOTAL	VOTE %	Election Day	Absentee Mail	Absentee Office	Provisional
Rep Bill Dean	854	93.64%	238	336	266	14
Write-In Totals	58	6.36%	2	36	20	0
Write-In: Ted McClenen	51	5.59%	1	34	16	0
Write-In: ***Invalid	7	0.77%	1	2	4	0
Write-In: Michael Johnson	0	0.00%	0	0	0	0
Not Assigned	0	0.00%	0	0	0	0
Overvotes	0		0	0	0	0
Undervotes	315		48	170	91	6

**For County Commissioner (1-2)**

Vote For 1

	TOTAL	VOTE %	Election Day	Absentee Mail	Absentee Office	Provisional
Rep Mark A. Forrest	828	100.00%	222	336	256	14
Overvotes	0		0	0	0	0
Undervotes	399		66	206	121	6

**For County Commissioner (1-3)**

Vote For 1

	TOTAL	VOTE %	Election Day	Absentee Mail	Absentee Office	Provisional
Rep Chris Wallace	810	100.00%	221	333	243	13
Overvotes	0		0	0	0	0
Undervotes	417		67	209	134	7

**For Prosecuting Attorney**

Vote For 1

	TOTAL	VOTE %	Election Day	Absentee Mail	Absentee Office	Provisional
Rep Nicholas Adkins	724	65.58%	201	271	240	12
Marla H. Farbacher	380	34.42%	67	200	107	6
Overvotes	0		0	0	0	0
Undervotes	123		20	71	30	2

**For Clerk of the Court of Common Pleas**

Vote For 1

	TOTAL	VOTE %	Election Day	Absentee Mail	Absentee Office	Provisional
Rep Renae Ellen Zabloudil	857	100.00%	228	344	272	13
Overvotes	0		0	0	0	0
Undervotes	370		60	198	105	7

**For Sheriff**

Vote For 1

	TOTAL	VOTE %	Election Day	Absentee Mail	Absentee Office	Provisional
Rep John R. Swaney	895	100.00%	234	363	282	16
Overvotes	0		0	0	0	0
Undervotes	332		54	179	95	4

## 0003 - London 2

### For County Recorder

Vote For 1

	TOTAL	VOTE %	Election Day	Absentee Mail	Absentee Office	Provisional
Rep Charles E. Reed	873	100.00%	232	353	274	14
Overvotes	0		0	0	0	0
Undervotes	354		56	189	103	6

### For County Treasurer

Vote For 1

	TOTAL	VOTE %	Election Day	Absentee Mail	Absentee Office	Provisional
Rep Stacey L. McKenzie	872	100.00%	230	352	277	13
Overvotes	0		0	0	0	0
Undervotes	355		58	190	100	7

### For County Engineer

Vote For 1

	TOTAL	VOTE %	Election Day	Absentee Mail	Absentee Office	Provisional
Rep Bryan D. Dhume	870	100.00%	226	356	273	15
Overvotes	0		0	0	0	0
Undervotes	357		62	186	104	5

### For Coroner

Vote For 1

	TOTAL	VOTE %	Election Day	Absentee Mail	Absentee Office	Provisional
Rep James W. Kaehr	903	100.00%	228	378	281	16
Overvotes	0		0	0	0	0
Undervotes	324		60	164	96	4

### For Member of the State Board of Education 10th State Board of Education

Vote For 1

	TOTAL	VOTE %	Election Day	Absentee Mail	Absentee Office	Provisional
Mary E. Binegar	444	47.69%	97	208	134	5
Brendan P. Shea	487	52.31%	116	225	140	6
Overvotes	0		0	0	0	0
Undervotes	296		75	109	103	9

### For Justice of the Supreme Court (1-1)



Vote For 1

	TOTAL	VOTE %	Election Day	Absentee Mail	Absentee Office	Provisional
Sharon L. Kennedy	627	63.65%	153	265	201	8
John P. O'Donnell	358	36.35%	70	183	101	4
Overvotes	0		0	0	0	0
Undervotes	242		65	94	75	8

## 0003 - London 2


### For Justice of the Supreme Court (1-2)

Vote For 1

	TOTAL	VOTE %	Election Day	Absentee Mail	Absentee Office	Provisional
Jennifer Brunner	488	50.41% 	97	216	166	9
Judi French	480	49.59% 	127	224	125	4
Overvotes	0		0	0	0	0
Undervotes	259		64	102	86	7


### For Judge of the Court of Appeals (1-1) (12th District)

Vote For 1

	TOTAL	VOTE %	Election Day	Absentee Mail	Absentee Office	Provisional
Matthew Byrne	735	100.00% 	185	326	215	9
Overvotes	0		0	0	0	0
Undervotes	492		103	216	162	11


### For Judge of the Court of Appeals (2-9) (12th District)

Vote For 1

	TOTAL	VOTE %	Election Day	Absentee Mail	Absentee Office	Provisional
Robert A. Hendrickson	712	100.00% 	178	316	209	9
Overvotes	0		0	0	0	0
Undervotes	515		110	226	168	11



### For Judge of the Court of Common Pleas (Probate/Juvenile Division)

Vote For 1

	TOTAL	VOTE %	Election Day	Absentee Mail	Absentee Office	Provisional
Christopher J. Brown	840	100.00% 	213	359	256	12
Overvotes	0		0	0	0	0
Undervotes	387		75	183	121	8

### Madison County - Senior Citizens Center

Vote For 1

	TOTAL	VOTE %	Election Day	Absentee Mail	Absentee Office	Provisional
For the Tax Levy	864	73.22% 	188	408	259	9
Against the Tax Levy	316	26.78% 	86	120	100	10
Overvotes	0		0	0	0	0
Undervotes	47		14	14	18	1

### 0004 - London 3

#### Statistics

	TOTAL	Election Day	Absentee Mail	Absentee Office	Provisional
Registered Voters - Total	1,025				
Ballots Cast - Total	600	207	188	190	15
Voter Turnout - Total	58.54%				

#### For President and Vice President

Vote For 1

	TOTAL	VOTE %	Election Day	Absentee Mail	Absentee Office	Provisional
Dem Joseph R. Biden	231	38.69%	52	104	70	5
Howie Hawkins	1	0.17%	0	1	0	0
Lib Jo Jorgensen	8	1.34%	5	1	2	0
Rep Donald J. Trump	355	59.46%	148	80	117	10
Write-In Totals	2	0.34%	1	0	1	0
Write-In: ***Invalid	1	0.17%	1	0	0	0
Write-In: Carroll/Patel	1	0.17%	0	0	1	0
Not Assigned	0	0.00%	0	0	0	0
Overvotes	0		0	0	0	0
Undervotes	3		1	2	0	0

#### For Representative to Congress (15th District)

Vote For 1

	TOTAL	VOTE %	Election Day	Absentee Mail	Absentee Office	Provisional
Dem Joel Newby	185	32.34%	43	82	56	4
Rep Steve Stivers	387	67.66%	153	98	126	10
Write-In Totals	0	0.00%	0	0	0	0
Write-In: ***Invalid	0	0.00%	0	0	0	0
Write-In: Shane Ian Hoffman	0	0.00%	0	0	0	0
Not Assigned	0	0.00%	0	0	0	0
Overvotes	0		0	0	0	0
Undervotes	28		11	8	8	1

#### For State Senator (10th District)

Vote For 1

	TOTAL	VOTE %	Election Day	Absentee Mail	Absentee Office	Provisional
Dem Charles Ballard	188	33.16%	47	78	58	5
Rep Robert Hackett	379	66.84%	148	99	122	10
Overvotes	0		0	0	0	0
Undervotes	33		12	11	10	0

### 0004 - London 3

#### For State Representative (74th District)

Vote For 1

	TOTAL	VOTE %	Election Day	Absentee Mail	Absentee Office	Provisional
Rep Bill Dean	419	96.54%	164	118	126	11
Write-In Totals	15	3.46%	1	8	6	0
Write-In: Ted McClenen	11	2.53%	0	7	4	0
Write-In: ***Invalid	4	0.92%	1	1	2	0
Write-In: Michael Johnson	0	0.00%	0	0	0	0
Not Assigned	0	0.00%	0	0	0	0
Overvotes	0		0	0	0	0
Undervotes	166		42	62	58	4

#### For County Commissioner (1-2)

Vote For 1

	TOTAL	VOTE %	Election Day	Absentee Mail	Absentee Office	Provisional
Rep Mark A. Forrest	406	100.00%	157	115	123	11
Overvotes	0		0	0	0	0
Undervotes	194		50	73	67	4

#### For County Commissioner (1-3)

Vote For 1

	TOTAL	VOTE %	Election Day	Absentee Mail	Absentee Office	Provisional
Rep Chris Wallace	390	100.00%	151	112	117	10
Overvotes	0		0	0	0	0
Undervotes	210		56	76	73	5

#### For Prosecuting Attorney

Vote For 1

	TOTAL	VOTE %	Election Day	Absentee Mail	Absentee Office	Provisional
Rep Nicholas Adkins	325	61.67%	118	87	114	6
Marla H. Farbacher	202	38.33%	71	75	49	7
Overvotes	0		0	0	0	0
Undervotes	73		18	26	27	2

#### For Clerk of the Court of Common Pleas

Vote For 1

	TOTAL	VOTE %	Election Day	Absentee Mail	Absentee Office	Provisional
Rep Renae Ellen Zabloudil	433	100.00%	163	127	132	11
Overvotes	0		0	0	0	0
Undervotes	167		44	61	58	4

#### For Sheriff

Vote For 1

	TOTAL	VOTE %	Election Day	Absentee Mail	Absentee Office	Provisional
Rep John R. Swaney	446	100.00%	169	128	138	11
Overvotes	0		0	0	0	0
Undervotes	154		38	60	52	4

**0004 - London 3**

**For County Recorder**

Vote For 1

	TOTAL	VOTE %	Election Day	Absentee Mail	Absentee Office	Provisional
Rep Charles E. Reed	427	100.00%	158	126	132	11
Overvotes	0		0	0	0	0
Undervotes	173		49	62	58	4

**For County Treasurer**

Vote For 1

	TOTAL	VOTE %	Election Day	Absentee Mail	Absentee Office	Provisional
Rep Stacey L. McKenzie	439	100.00%	166	126	135	12
Overvotes	0		0	0	0	0
Undervotes	161		41	62	55	3

**For County Engineer**

Vote For 1

	TOTAL	VOTE %	Election Day	Absentee Mail	Absentee Office	Provisional
Rep Bryan D. Dhume	429	100.00%	161	123	134	11
Overvotes	0		0	0	0	0
Undervotes	171		46	65	56	4

**For Coroner**

Vote For 1

	TOTAL	VOTE %	Election Day	Absentee Mail	Absentee Office	Provisional
Rep James W. Kaehr	449	100.00%	165	136	137	11
Overvotes	0		0	0	0	0
Undervotes	151		42	52	53	4

**For Member of the State Board of Education 10th State Board of Education**

Vote For 1

	TOTAL	VOTE %	Election Day	Absentee Mail	Absentee Office	Provisional
Mary E. Binegar	221	47.73%	67	85	65	4
Brendan P. Shea	242	52.27%	101	59	75	7
Overvotes	0		0	0	0	0
Undervotes	137		39	44	50	4

**For Justice of the Supreme Court (1-1)**



Vote For 1

	TOTAL	VOTE %	Election Day	Absentee Mail	Absentee Office	Provisional
Sharon L. Kennedy	292	60.33%	112	84	88	8
John P. O'Donnell	192	39.67%	63	65	61	3
Overvotes	0		0	0	0	0
Undervotes	116		32	39	41	4

**0004 - London 3**


**For Justice of the Supreme Court (1-2)**

Vote For 1

	TOTAL	VOTE %	Election Day	Absentee Mail	Absentee Office	Provisional
Jennifer Brunner	247	52.11% 	81	84	75	7
Judi French	227	47.89% 	90	63	70	4
Overvotes	0		0	0	0	0
Undervotes	126		36	41	45	4


**For Judge of the Court of Appeals (1-1) (12th District)**

Vote For 1

	TOTAL	VOTE %	Election Day	Absentee Mail	Absentee Office	Provisional
Matthew Byrne	377	100.00% 	152	107	109	9
Overvotes	0		0	0	0	0
Undervotes	223		55	81	81	6


**For Judge of the Court of Appeals (2-9) (12th District)**

Vote For 1

	TOTAL	VOTE %	Election Day	Absentee Mail	Absentee Office	Provisional
Robert A. Hendrickson	363	100.00% 	146	98	109	10
Overvotes	0		0	0	0	0
Undervotes	237		61	90	81	5



**For Judge of the Court of Common Pleas (Probate/Juvenile Division)**

Vote For 1

	TOTAL	VOTE %	Election Day	Absentee Mail	Absentee Office	Provisional
Christopher J. Brown	427	100.00% 	160	123	133	11
Overvotes	0		0	0	0	0
Undervotes	173		47	65	57	4

**Madison County - Senior Citizens Center**

Vote For 1

	TOTAL	VOTE %	Election Day	Absentee Mail	Absentee Office	Provisional
For the Tax Levy	381	68.04% 	126	120	125	10
Against the Tax Levy	179	31.96% 	67	56	52	4
Overvotes	0		0	0	0	0
Undervotes	40		14	12	13	1



**0005 - London 4**

**Statistics**

	TOTAL	Election Day	Absentee Mail	Absentee Office	Provisional
Registered Voters - Total	1,572				
Ballots Cast - Total	1,056	344	340	340	32
Voter Turnout - Total	67.18%				

**For President and Vice President**

Vote For 1

	TOTAL	VOTE %	Election Day	Absentee Mail	Absentee Office	Provisional
Dem Joseph R. Biden	402	38.32%	79	184	130	9
Howie Hawkins	1	0.10%	0	1	0	0
Lib Jo Jorgensen	21	2.00%	13	6	1	1
Rep Donald J. Trump	622	59.29%	249	143	208	22
Write-In Totals	3	0.29%	1	1	1	0
Write-In: ***Invalid	3	0.29%	1	1	1	0
Write-In: Carroll/Patel	0	0.00%	0	0	0	0
Not Assigned	0	0.00%	0	0	0	0
Overvotes	0		0	0	0	0
Undervotes	7		2	5	0	0

**For Representative to Congress (15th District)**

Vote For 1

	TOTAL	VOTE %	Election Day	Absentee Mail	Absentee Office	Provisional
Dem Joel Newby	300	29.88%	65	124	104	7
Rep Steve Stivers	701	69.82%	272	186	221	22
Write-In Totals	3	0.30%	0	1	1	1
Write-In: Shane Ian Hoffman	2	0.20%	0	1	1	0
Write-In: ***Invalid	1	0.10%	0	0	0	1
Not Assigned	0	0.00%	0	0	0	0
Overvotes	0		0	0	0	0
Undervotes	52		7	29	14	2

**For State Senator (10th District)**

Vote For 1

	TOTAL	VOTE %	Election Day	Absentee Mail	Absentee Office	Provisional
Dem Charles Ballard	317	31.83%	76	131	102	8
Rep Robert Hackett	679	68.17%	258	179	222	20
Overvotes	0		0	0	0	0
Undervotes	60		10	30	16	4

**0005 - London 4**

**For State Representative (74th District)**

Vote For 1

	TOTAL	VOTE %	Election Day	Absentee Mail	Absentee Office	Provisional
Rep Bill Dean	748	96.02%	281	204	241	22
Write-In Totals	31	3.98%	5	14	11	1
Write-In: Ted McClenen	20	2.57%	3	9	8	0
Write-In: ***Invalid	6	0.77%	2	2	1	1
Write-In: Michael Johnson	5	0.64%	0	3	2	0
Not Assigned	0	0.00%	0	0	0	0
Overvotes	0		0	0	0	0
Undervotes	276		58	122	87	9

**For County Commissioner (1-2)**

Vote For 1

	TOTAL	VOTE %	Election Day	Absentee Mail	Absentee Office	Provisional
Rep Mark A. Forrest	723	100.00%	267	198	241	17
Overvotes	0		0	0	0	0
Undervotes	332		77	142	98	15

**For County Commissioner (1-3)**

Vote For 1

	TOTAL	VOTE %	Election Day	Absentee Mail	Absentee Office	Provisional
Rep Chris Wallace	713	100.00%	253	202	236	22
Overvotes	0		0	0	0	0
Undervotes	341		91	138	102	10

**For Prosecuting Attorney**

Vote For 1

	TOTAL	VOTE %	Election Day	Absentee Mail	Absentee Office	Provisional
Rep Nicholas Adkins	601	63.67%	221	161	196	23
Marla H. Farbacher	343	36.33%	106	121	111	5
Overvotes	0		0	0	0	0
Undervotes	111		17	58	32	4

**For Clerk of the Court of Common Pleas**

Vote For 1

	TOTAL	VOTE %	Election Day	Absentee Mail	Absentee Office	Provisional
Rep Renae Ellen Zabloudil	767	100.00%	277	206	262	22
Overvotes	0		0	0	0	0
Undervotes	287		67	134	76	10

**For Sheriff**

Vote For 1

	TOTAL	VOTE %	Election Day	Absentee Mail	Absentee Office	Provisional
Rep John R. Swaney	785	100.00%	281	216	262	26
Overvotes	0		0	0	0	0
Undervotes	269		63	124	76	6

**0005 - London 4**

**For County Recorder**

Vote For 1

	TOTAL	VOTE %	Election Day	Absentee Mail	Absentee Office	Provisional
Rep Charles E. Reed	764	100.00%	271	213	256	24
Overvotes	0		0	0	0	0
Undervotes	290		73	127	82	8

**For County Treasurer**

Vote For 1

	TOTAL	VOTE %	Election Day	Absentee Mail	Absentee Office	Provisional
Rep Stacey L. McKenzie	768	100.00%	277	210	258	23
Overvotes	0		0	0	0	0
Undervotes	286		67	130	80	9

**For County Engineer**

Vote For 1

	TOTAL	VOTE %	Election Day	Absentee Mail	Absentee Office	Provisional
Rep Bryan D. Dhume	763	100.00%	273	210	256	24
Overvotes	0		0	0	0	0
Undervotes	291		71	130	82	8

**For Coroner**

Vote For 1

	TOTAL	VOTE %	Election Day	Absentee Mail	Absentee Office	Provisional
Rep James W. Kaehr	781	100.00%	279	218	257	27
Overvotes	0		0	0	0	0
Undervotes	273		65	122	81	5

**For Member of the State Board of Education 10th State Board of Education**

Vote For 1

	TOTAL	VOTE %	Election Day	Absentee Mail	Absentee Office	Provisional
Mary E. Binegar	407	52.11%	114	143	132	18
Brendan P. Shea	374	47.89%	148	109	110	7
Overvotes	0		0	0	0	0
Undervotes	274		82	88	97	7

**For Justice of the Supreme Court (1-1)**



Vote For 1

	TOTAL	VOTE %	Election Day	Absentee Mail	Absentee Office	Provisional
Sharon L. Kennedy	551	64.82%	197	170	174	10
John P. O'Donnell	299	35.18%	90	99	96	14
Overvotes	0		0	0	0	0
Undervotes	205		57	71	69	8

## 0005 - London 4


### For Justice of the Supreme Court (1-2)

Vote For 1

	TOTAL	VOTE %	Election Day	Absentee Mail	Absentee Office	Provisional
Jennifer Brunner	451	55.34% 	148	141	147	15
Judi French	364	44.66% 	122	120	112	10
Overvotes	0		0	0	0	0
Undervotes	240		74	79	80	7


### For Judge of the Court of Appeals (1-1) (12th District)

Vote For 1

	TOTAL	VOTE %	Election Day	Absentee Mail	Absentee Office	Provisional
Matthew Byrne	627	100.00% 	224	182	203	18
Overvotes	0		0	0	0	0
Undervotes	427		120	158	135	14


### For Judge of the Court of Appeals (2-9) (12th District)

Vote For 1

	TOTAL	VOTE %	Election Day	Absentee Mail	Absentee Office	Provisional
Robert A. Hendrickson	626	100.00% 	217	186	205	18
Overvotes	0		0	0	0	0
Undervotes	428		127	154	133	14



### For Judge of the Court of Common Pleas (Probate/Juvenile Division)

Vote For 1

	TOTAL	VOTE %	Election Day	Absentee Mail	Absentee Office	Provisional
Christopher J. Brown	703	100.00% 	253	204	224	22
Overvotes	0		0	0	0	0
Undervotes	351		91	136	114	10

### Madison County - Senior Citizens Center

Vote For 1

	TOTAL	VOTE %	Election Day	Absentee Mail	Absentee Office	Provisional
For the Tax Levy	731	73.03% 	218	248	249	16
Against the Tax Levy	270	26.97% 	113	68	76	13
Overvotes	0		0	0	0	0
Undervotes	55		13	24	15	3

**0006 - Deercreek**

**Statistics**

	TOTAL	Election Day	Absentee Mail	Absentee Office	Provisional
Registered Voters - Total	615				
Ballots Cast - Total	485	127	163	184	11
Voter Turnout - Total	78.86%				

**For President and Vice President**

Vote For 1

	TOTAL	VOTE %	Election Day	Absentee Mail	Absentee Office	Provisional
Dem Joseph R. Biden	147	30.62%	30	74	40	3
Howie Hawkins	1	0.21%	1	0	0	0
Lib Jo Jorgensen	2	0.42%	1	1	0	0
Rep Donald J. Trump	329	68.54%	95	83	143	8
Write-In Totals	2	0.42%	0	1	1	0
Write-In: ***Invalid	2	0.42%	0	1	1	0
Write-In: Carroll/Patel	0	0.00%	0	0	0	0
Not Assigned	0	0.00%	0	0	0	0
Overvotes	1		0	0	1	0
Undervotes	4		0	4	0	0

**For Representative to Congress (15th District)**

Vote For 1

	TOTAL	VOTE %	Election Day	Absentee Mail	Absentee Office	Provisional
Dem Joel Newby	111	23.57%	25	60	26	0
Rep Steve Stivers	359	76.22%	97	97	155	10
Write-In Totals	1	0.21%	1	0	0	0
Write-In: ***Invalid	1	0.21%	1	0	0	0
Write-In: Shane Ian Hoffman	0	0.00%	0	0	0	0
Not Assigned	0	0.00%	0	0	0	0
Overvotes	0		0	0	0	0
Undervotes	14		4	6	3	1

**For State Senator (10th District)**

Vote For 1

	TOTAL	VOTE %	Election Day	Absentee Mail	Absentee Office	Provisional
Dem Charles Ballard	112	24.09%	27	55	28	2
Rep Robert Hackett	353	75.91%	94	100	153	6
Overvotes	0		0	0	0	0
Undervotes	20		6	8	3	3

**0006 - Deercreek**

**For State Representative (74th District)**

Vote For 1

	TOTAL	VOTE %	Election Day	Absentee Mail	Absentee Office	Provisional
Rep Bill Dean	359	96.51%	97	109	145	8
Write-In Totals	13	3.49%	1	9	3	0
Write-In: Ted McClenen	9	2.42%	0	8	1	0
Write-In: ***Invalid	4	1.08%	1	1	2	0
Write-In: Michael Johnson	0	0.00%	0	0	0	0
Not Assigned	0	0.00%	0	0	0	0
Overvotes	0		0	0	0	0
Undervotes	113		29	45	36	3

**For County Commissioner (1-2)**

Vote For 1

	TOTAL	VOTE %	Election Day	Absentee Mail	Absentee Office	Provisional
Rep Mark A. Forrest	337	100.00%	94	106	132	5
Overvotes	0		0	0	0	0
Undervotes	148		33	57	52	6

**For County Commissioner (1-3)**

Vote For 1

	TOTAL	VOTE %	Election Day	Absentee Mail	Absentee Office	Provisional
Rep Chris Wallace	318	100.00%	86	103	125	4
Overvotes	0		0	0	0	0
Undervotes	167		41	60	59	7

**For Prosecuting Attorney**

Vote For 1

	TOTAL	VOTE %	Election Day	Absentee Mail	Absentee Office	Provisional
Rep Nicholas Adkins	263	59.91%	79	66	115	3
Marla H. Farbacher	176	40.09%	35	79	58	4
Overvotes	0		0	0	0	0
Undervotes	46		13	18	11	4

**For Clerk of the Court of Common Pleas**

Vote For 1

	TOTAL	VOTE %	Election Day	Absentee Mail	Absentee Office	Provisional
Rep Renae Ellen Zabloudil	346	100.00%	91	112	138	5
Overvotes	0		0	0	0	0
Undervotes	139		36	51	46	6

**For Sheriff**

Vote For 1

	TOTAL	VOTE %	Election Day	Absentee Mail	Absentee Office	Provisional
Rep John R. Swaney	377	100.00%	105	119	147	6
Overvotes	0		0	0	0	0
Undervotes	108		22	44	37	5

## 0006 - Deercreek

### For County Recorder

Vote For 1

	TOTAL	VOTE %	Election Day	Absentee Mail	Absentee Office	Provisional
Rep Charles E. Reed	362	100.00%	100	117	140	5
Overvotes	0		0	0	0	0
Undervotes	123		27	46	44	6

### For County Treasurer

Vote For 1

	TOTAL	VOTE %	Election Day	Absentee Mail	Absentee Office	Provisional
Rep Stacey L. McKenzie	353	100.00%	100	108	140	5
Overvotes	0		0	0	0	0
Undervotes	132		27	55	44	6

### For County Engineer

Vote For 1

	TOTAL	VOTE %	Election Day	Absentee Mail	Absentee Office	Provisional
Rep Bryan D. Dhume	363	100.00%	100	114	144	5
Overvotes	0		0	0	0	0
Undervotes	122		27	49	40	6

### For Coroner

Vote For 1

	TOTAL	VOTE %	Election Day	Absentee Mail	Absentee Office	Provisional
Rep James W. Kaehr	374	100.00%	101	120	147	6
Overvotes	0		0	0	0	0
Undervotes	111		26	43	37	5

### For Member of the State Board of Education 10th State Board of Education

Vote For 1

	TOTAL	VOTE %	Election Day	Absentee Mail	Absentee Office	Provisional
Mary E. Binegar	145	40.96%	44	48	49	4
Brendan P. Shea	209	59.04%	50	78	80	1
Overvotes	0		0	0	0	0
Undervotes	131		33	37	55	6

### For Justice of the Supreme Court (1-1)



Vote For 1

	TOTAL	VOTE %	Election Day	Absentee Mail	Absentee Office	Provisional
Sharon L. Kennedy	238	60.71%	67	78	91	2
John P. O'Donnell	154	39.29%	39	55	57	3
Overvotes	0		0	0	0	0
Undervotes	93		21	30	36	6

## 0006 - Deercreek


### For Justice of the Supreme Court (1-2)

Vote For 1

	TOTAL	VOTE %	Election Day	Absentee Mail	Absentee Office	Provisional
Jennifer Brunner	186	48.95% 	55	60	67	4
Judi French	194	51.05% 	52	67	73	2
Overvotes	0		0	0	0	0
Undervotes	105		20	36	44	5


### For Judge of the Court of Appeals (1-1) (12th District)

Vote For 1

	TOTAL	VOTE %	Election Day	Absentee Mail	Absentee Office	Provisional
Matthew Byrne	297	100.00% 	80	102	112	3
Overvotes	0		0	0	0	0
Undervotes	188		47	61	72	8


### For Judge of the Court of Appeals (2-9) (12th District)

Vote For 1

	TOTAL	VOTE %	Election Day	Absentee Mail	Absentee Office	Provisional
Robert A. Hendrickson	290	100.00% 	75	94	116	5
Overvotes	0		0	0	0	0
Undervotes	195		52	69	68	6



### For Judge of the Court of Common Pleas (Probate/Juvenile Division)

Vote For 1

	TOTAL	VOTE %	Election Day	Absentee Mail	Absentee Office	Provisional
Christopher J. Brown	325	100.00% 	83	107	129	6
Overvotes	0		0	0	0	0
Undervotes	160		44	56	55	5

### Madison County - Senior Citizens Center

Vote For 1

	TOTAL	VOTE %	Election Day	Absentee Mail	Absentee Office	Provisional
For the Tax Levy	332	71.09% 	73	122	131	6
Against the Tax Levy	135	28.91% 	49	36	46	4
Overvotes	0		0	0	0	0
Undervotes	18		5	5	7	1



**0007 - Union**

**Statistics**

	TOTAL	Election Day	Absentee Mail	Absentee Office	Provisional
Registered Voters - Total	976				
Ballots Cast - Total	776	230	253	284	9
Voter Turnout - Total	79.51%				

**For President and Vice President**

Vote For 1

	TOTAL	VOTE %	Election Day	Absentee Mail	Absentee Office	Provisional
Dem Joseph R. Biden	201	26.14%	47	87	65	2
Howie Hawkins	1	0.13%	0	0	1	0
Lib Jo Jorgensen	10	1.30%	7	1	2	0
Rep Donald J. Trump	557	72.43%	171	164	215	7
Write-In Totals	0	0.00%	0	0	0	0
Write-In: ***Invalid	0	0.00%	0	0	0	0
Write-In: Carroll/Patel	0	0.00%	0	0	0	0
Not Assigned	0	0.00%	0	0	0	0
Overvotes	0		0	0	0	0
Undervotes	7		5	1	1	0

**For Representative to Congress (15th District)**

Vote For 1

	TOTAL	VOTE %	Election Day	Absentee Mail	Absentee Office	Provisional
Dem Joel Newby	172	22.93%	42	69	59	2
Rep Steve Stivers	578	77.07%	177	177	218	6
Write-In Totals	0	0.00%	0	0	0	0
Write-In: ***Invalid	0	0.00%	0	0	0	0
Write-In: Shane Ian Hoffman	0	0.00%	0	0	0	0
Not Assigned	0	0.00%	0	0	0	0
Overvotes	0		0	0	0	0
Undervotes	26		11	7	7	1

**For State Senator (10th District)**

Vote For 1

	TOTAL	VOTE %	Election Day	Absentee Mail	Absentee Office	Provisional
Dem Charles Ballard	176	23.72%	45	71	59	1
Rep Robert Hackett	566	76.28%	170	172	218	6
Overvotes	0		0	0	0	0
Undervotes	34		15	10	7	2

## 0007 - Union

### For State Representative (74th District)

Vote For 1

	TOTAL	VOTE %	Election Day	Absentee Mail	Absentee Office	Provisional
Rep Bill Dean	578	98.13%	176	183	214	5
Write-In Totals	11	1.87%	1	9	1	0
Write-In: Ted McClenen	9	1.53%	0	8	1	0
Write-In: ***Invalid	2	0.34%	1	1	0	0
Write-In: Michael Johnson	0	0.00%	0	0	0	0
Not Assigned	0	0.00%	0	0	0	0
Overvotes	0		0	0	0	0
Undervotes	187		53	61	69	4

### For County Commissioner (1-2)

Vote For 1

	TOTAL	VOTE %	Election Day	Absentee Mail	Absentee Office	Provisional
Rep Mark A. Forrest	532	100.00%	156	170	201	5
Overvotes	0		0	0	0	0
Undervotes	244		74	83	83	4

### For County Commissioner (1-3)

Vote For 1

	TOTAL	VOTE %	Election Day	Absentee Mail	Absentee Office	Provisional
Rep Chris Wallace	517	100.00%	158	168	187	4
Overvotes	0		0	0	0	0
Undervotes	259		72	85	97	5

### For Prosecuting Attorney

Vote For 1

	TOTAL	VOTE %	Election Day	Absentee Mail	Absentee Office	Provisional
Rep Nicholas Adkins	465	65.86%	140	142	177	6
Marla H. Farbacher	241	34.14%	68	86	86	1
Overvotes	0		0	0	0	0
Undervotes	70		22	25	21	2

### For Clerk of the Court of Common Pleas

Vote For 1

	TOTAL	VOTE %	Election Day	Absentee Mail	Absentee Office	Provisional
Rep Renae Ellen Zabloudil	573	100.00%	166	187	215	5
Overvotes	0		0	0	0	0
Undervotes	203		64	66	69	4

### For Sheriff

Vote For 1

	TOTAL	VOTE %	Election Day	Absentee Mail	Absentee Office	Provisional
Rep John R. Swaney	599	100.00%	174	190	229	6
Overvotes	0		0	0	0	0
Undervotes	177		56	63	55	3

## 0007 - Union

### For County Recorder

Vote For 1

	TOTAL	VOTE %	Election Day	Absentee Mail	Absentee Office	Provisional
Rep Charles E. Reed	578	100.00%	167	186	220	5
Overvotes	0		0	0	0	0
Undervotes	198		63	67	64	4

### For County Treasurer

Vote For 1

	TOTAL	VOTE %	Election Day	Absentee Mail	Absentee Office	Provisional
Rep Stacey L. McKenzie	576	100.00%	165	190	216	5
Overvotes	0		0	0	0	0
Undervotes	200		65	63	68	4

### For County Engineer

Vote For 1

	TOTAL	VOTE %	Election Day	Absentee Mail	Absentee Office	Provisional
Rep Bryan D. Dhume	575	100.00%	163	191	216	5
Overvotes	0		0	0	0	0
Undervotes	201		67	62	68	4

### For Coroner

Vote For 1

	TOTAL	VOTE %	Election Day	Absentee Mail	Absentee Office	Provisional
Rep James W. Kaehr	595	100.00%	175	200	215	5
Overvotes	0		0	0	0	0
Undervotes	181		55	53	69	4

### For Member of the State Board of Education 10th State Board of Education

Vote For 1

	TOTAL	VOTE %	Election Day	Absentee Mail	Absentee Office	Provisional
Mary E. Binegar	269	47.36%	77	94	97	1
Brendan P. Shea	299	52.64%	83	97	116	3
Overvotes	0		0	0	0	0
Undervotes	208		70	62	71	5

### For Justice of the Supreme Court (1-1)



Vote For 1

	TOTAL	VOTE %	Election Day	Absentee Mail	Absentee Office	Provisional
Sharon L. Kennedy	407	65.12%	114	136	154	3
John P. O'Donnell	218	34.88%	61	71	83	3
Overvotes	0		0	0	0	0
Undervotes	151		55	46	47	3

## 0007 - Union


### For Justice of the Supreme Court (1-2)

Vote For 1

	TOTAL	VOTE %	Election Day	Absentee Mail	Absentee Office	Provisional
Jennifer Brunner	310	51.07% 	86	94	126	4
Judi French	297	48.93% 	83	106	107	1
Overvotes	1		1	0	0	0
Undervotes	168		60	53	51	4


### For Judge of the Court of Appeals (1-1) (12th District)

Vote For 1

	TOTAL	VOTE %	Election Day	Absentee Mail	Absentee Office	Provisional
Matthew Byrne	497	100.00% 	142	160	190	5
Overvotes	0		0	0	0	0
Undervotes	279		88	93	94	4


### For Judge of the Court of Appeals (2-9) (12th District)

Vote For 1

	TOTAL	VOTE %	Election Day	Absentee Mail	Absentee Office	Provisional
Robert A. Hendrickson	494	100.00% 	140	163	186	5
Overvotes	0		0	0	0	0
Undervotes	282		90	90	98	4



### For Judge of the Court of Common Pleas (Probate/Juvenile Division)

Vote For 1

	TOTAL	VOTE %	Election Day	Absentee Mail	Absentee Office	Provisional
Christopher J. Brown	579	100.00% 	169	189	215	6
Overvotes	0		0	0	0	0
Undervotes	197		61	64	69	3

### Madison County - Senior Citizens Center

Vote For 1

	TOTAL	VOTE %	Election Day	Absentee Mail	Absentee Office	Provisional
For the Tax Levy	479	65.26% 	133	164	177	5
Against the Tax Levy	255	34.74% 	80	76	97	2
Overvotes	0		0	0	0	0
Undervotes	42		17	13	10	2

**0008 - Canaan**

**Statistics**

	TOTAL	Election Day	Absentee Mail	Absentee Office	Provisional
Registered Voters - Total	1,589				
Ballots Cast - Total	1,286	437	408	421	20
Voter Turnout - Total	80.93%				

**For President and Vice President**

Vote For 1

	TOTAL	VOTE %	Election Day	Absentee Mail	Absentee Office	Provisional
Dem Joseph R. Biden	289	22.67%	60	154	74	1
Howie Hawkins	2	0.16%	0	1	1	0
Lib Jo Jorgensen	14	1.10%	5	6	1	2
Rep Donald J. Trump	968	75.92%	368	239	345	16
Write-In Totals	2	0.16%	1	1	0	0
Write-In: ***Invalid	2	0.16%	1	1	0	0
Write-In: Carroll/Patel	0	0.00%	0	0	0	0
Not Assigned	0	0.00%	0	0	0	0
Overvotes	0		0	0	0	0
Undervotes	11		3	7	0	1

**For Representative to Congress (15th District)**

Vote For 1

	TOTAL	VOTE %	Election Day	Absentee Mail	Absentee Office	Provisional
Dem Joel Newby	242	19.30%	50	129	61	2
Rep Steve Stivers	1,009	80.46%	377	264	352	16
Write-In Totals	3	0.24%	0	2	1	0
Write-In: Shane Ian Hoffman	2	0.16%	0	1	1	0
Write-In: ***Invalid	1	0.08%	0	1	0	0
Not Assigned	0	0.00%	0	0	0	0
Overvotes	0		0	0	0	0
Undervotes	32		10	13	7	2

**For State Senator (10th District)**

Vote For 1

	TOTAL	VOTE %	Election Day	Absentee Mail	Absentee Office	Provisional
Dem Charles Ballard	258	20.84%	54	136	66	2
Rep Robert Hackett	980	79.16%	370	249	345	16
Overvotes	0		0	0	0	0
Undervotes	48		13	23	10	2

**0008 - Canaan**

**For State Representative (74th District)**

Vote For 1

	TOTAL	VOTE %	Election Day	Absentee Mail	Absentee Office	Provisional
Rep Bill Dean	1,031	96.18%	380	276	359	16
Write-In Totals	41	3.82%	5	28	8	0
Write-In: Ted McClenen	32	2.99%	2	25	5	0
Write-In: ***Invalid	8	0.75%	2	3	3	0
Write-In: Michael Johnson	1	0.09%	1	0	0	0
Not Assigned	0	0.00%	0	0	0	0
Overvotes	0		0	0	0	0
Undervotes	214		52	104	54	4

**For County Commissioner (1-2)**

Vote For 1

	TOTAL	VOTE %	Election Day	Absentee Mail	Absentee Office	Provisional
Rep Mark A. Forrest	992	100.00%	364	265	347	16
Overvotes	0		0	0	0	0
Undervotes	294		73	143	74	4

**For County Commissioner (1-3)**

Vote For 1

	TOTAL	VOTE %	Election Day	Absentee Mail	Absentee Office	Provisional
Rep Chris Wallace	933	100.00%	342	258	320	13
Overvotes	0		0	0	0	0
Undervotes	353		95	150	101	7

**For Prosecuting Attorney**

Vote For 1

	TOTAL	VOTE %	Election Day	Absentee Mail	Absentee Office	Provisional
Rep Nicholas Adkins	862	73.68%	319	228	301	14
Marla H. Farbacher	308	26.32%	89	128	88	3
Overvotes	0		0	0	0	0
Undervotes	116		29	52	32	3

**For Clerk of the Court of Common Pleas**

Vote For 1

	TOTAL	VOTE %	Election Day	Absentee Mail	Absentee Office	Provisional
Rep Renae Ellen Zabloudil	999	100.00%	369	269	345	16
Overvotes	0		0	0	0	0
Undervotes	287		68	139	76	4

**For Sheriff**

Vote For 1

	TOTAL	VOTE %	Election Day	Absentee Mail	Absentee Office	Provisional
Rep John R. Swaney	1,040	100.00%	385	278	361	16
Overvotes	0		0	0	0	0
Undervotes	246		52	130	60	4

**0008 - Canaan**

**For County Recorder**

Vote For 1

	TOTAL	VOTE %	Election Day	Absentee Mail	Absentee Office	Provisional
Rep Charles E. Reed	1,051	100.00%	381	291	362	17
Overvotes	0		0	0	0	0
Undervotes	235		56	117	59	3

**For County Treasurer**

Vote For 1

	TOTAL	VOTE %	Election Day	Absentee Mail	Absentee Office	Provisional
Rep Stacey L. McKenzie	1,016	100.00%	374	277	349	16
Overvotes	0		0	0	0	0
Undervotes	270		63	131	72	4

**For County Engineer**

Vote For 1

	TOTAL	VOTE %	Election Day	Absentee Mail	Absentee Office	Provisional
Rep Bryan D. Dhume	1,023	100.00%	374	279	354	16
Overvotes	0		0	0	0	0
Undervotes	263		63	129	67	4

**For Coroner**

Vote For 1

	TOTAL	VOTE %	Election Day	Absentee Mail	Absentee Office	Provisional
Rep James W. Kaehr	1,017	100.00%	377	272	352	16
Overvotes	0		0	0	0	0
Undervotes	269		60	136	69	4

**For Member of the State Board of Education 10th State Board of Education**

Vote For 1

	TOTAL	VOTE %	Election Day	Absentee Mail	Absentee Office	Provisional
Mary E. Binegar	369	38.12%	112	150	102	5
Brendan P. Shea	599	61.88%	208	173	211	7
Overvotes	0		0	0	0	0
Undervotes	318		117	85	108	8

**For Justice of the Supreme Court (1-1)**



Vote For 1

	TOTAL	VOTE %	Election Day	Absentee Mail	Absentee Office	Provisional
Sharon L. Kennedy	712	66.79%	249	227	228	8
John P. O'Donnell	354	33.21%	104	124	121	5
Overvotes	0		0	0	0	0
Undervotes	220		84	57	72	7

**0008 - Canaan**


**For Justice of the Supreme Court (1-2)**

Vote For 1

	TOTAL	VOTE %	Election Day	Absentee Mail	Absentee Office	Provisional
Jennifer Brunner	385	36.95% 	102	147	129	7
Judi French	657	63.05% 	246	191	213	7
Overvotes	0		0	0	0	0
Undervotes	244		89	70	79	6


**For Judge of the Court of Appeals (1-1) (12th District)**

Vote For 1

	TOTAL	VOTE %	Election Day	Absentee Mail	Absentee Office	Provisional
Matthew Byrne	847	100.00% 	306	242	288	11
Overvotes	0		0	0	0	0
Undervotes	439		131	166	133	9


**For Judge of the Court of Appeals (2-9) (12th District)**

Vote For 1

	TOTAL	VOTE %	Election Day	Absentee Mail	Absentee Office	Provisional
Robert A. Hendrickson	845	100.00% 	295	244	293	13
Overvotes	0		0	0	0	0
Undervotes	441		142	164	128	7



**For Judge of the Court of Common Pleas (Probate/Juvenile Division)**

Vote For 1

	TOTAL	VOTE %	Election Day	Absentee Mail	Absentee Office	Provisional
Christopher J. Brown	878	100.00% 	308	256	301	13
Overvotes	0		0	0	0	0
Undervotes	408		129	152	120	7

**Madison County - Senior Citizens Center**

Vote For 1

	TOTAL	VOTE %	Election Day	Absentee Mail	Absentee Office	Provisional
For the Tax Levy	825	68.01% 	275	277	266	7
Against the Tax Levy	388	31.99% 	135	112	131	10
Overvotes	0		0	0	0	0
Undervotes	73		27	19	24	3



## 0009 - Plain City East

### Statistics

	TOTAL	Election Day	Absentee Mail	Absentee Office	Provisional
Registered Voters - Total	916				
Ballots Cast - Total	716	270	229	206	11
Voter Turnout - Total	78.17%				

#### For President and Vice President

Vote For 1

	TOTAL	VOTE %	Election Day	Absentee Mail	Absentee Office	Provisional
Dem Joseph R. Biden	236	33.15%	57	99	79	1
Howie Hawkins	1	0.14%	1	0	0	0
Lib Jo Jorgensen	12	1.69%	9	0	2	1
Rep Donald J. Trump	461	64.75%	202	126	124	9
Write-In Totals	2	0.28%	1	1	0	0
Write-In: ***Invalid	2	0.28%	1	1	0	0
Write-In: Carroll/Patel	0	0.00%	0	0	0	0
Not Assigned	0	0.00%	0	0	0	0
Overvotes	1		0	0	1	0
Undervotes	3		0	3	0	0

#### For Representative to Congress (15th District)

Vote For 1

	TOTAL	VOTE %	Election Day	Absentee Mail	Absentee Office	Provisional
Dem Joel Newby	191	27.40%	45	76	69	1
Rep Steve Stivers	504	72.31%	219	145	130	10
Write-In Totals	2	0.29%	0	0	2	0
Write-In: Shane Ian Hoffman	2	0.29%	0	0	2	0
Write-In: ***Invalid	0	0.00%	0	0	0	0
Not Assigned	0	0.00%	0	0	0	0
Overvotes	0		0	0	0	0
Undervotes	19		6	8	5	0

#### For State Senator (10th District)

Vote For 1

	TOTAL	VOTE %	Election Day	Absentee Mail	Absentee Office	Provisional
Dem Charles Ballard	208	30.59%	60	77	70	1
Rep Robert Hackett	472	69.41%	203	132	127	10
Overvotes	0		0	0	0	0
Undervotes	36		7	20	9	0

## 0009 - Plain City East

### For State Representative (74th District)

Vote For 1

	TOTAL	VOTE %	Election Day	Absentee Mail	Absentee Office	Provisional
Rep Bill Dean	532	95.00%	228	145	149	10
Write-In Totals	28	5.00%	1	16	11	0
Write-In: Ted McClenen	23	4.11%	0	16	7	0
Write-In: ***Invalid	3	0.54%	1	0	2	0
Write-In: Michael Johnson	2	0.36%	0	0	2	0
Not Assigned	0	0.00%	0	0	0	0
Overvotes	0		0	0	0	0
Undervotes	156		41	68	46	1

### For County Commissioner (1-2)

Vote For 1

	TOTAL	VOTE %	Election Day	Absentee Mail	Absentee Office	Provisional
Rep Mark A. Forrest	509	100.00%	207	147	147	8
Overvotes	0		0	0	0	0
Undervotes	207		63	82	59	3

### For County Commissioner (1-3)

Vote For 1

	TOTAL	VOTE %	Election Day	Absentee Mail	Absentee Office	Provisional
Rep Chris Wallace	513	100.00%	212	146	146	9
Overvotes	0		0	0	0	0
Undervotes	203		58	83	60	2

### For Prosecuting Attorney

Vote For 1

	TOTAL	VOTE %	Election Day	Absentee Mail	Absentee Office	Provisional
Rep Nicholas Adkins	460	73.72%	192	128	131	9
Marla H. Farbacher	164	26.28%	46	65	52	1
Overvotes	0		0	0	0	0
Undervotes	92		32	36	23	1

### For Clerk of the Court of Common Pleas

Vote For 1

	TOTAL	VOTE %	Election Day	Absentee Mail	Absentee Office	Provisional
Rep Renae Ellen Zabloudil	521	100.00%	217	147	148	9
Overvotes	0		0	0	0	0
Undervotes	195		53	82	58	2

### For Sheriff

Vote For 1

	TOTAL	VOTE %	Election Day	Absentee Mail	Absentee Office	Provisional
Rep John R. Swaney	537	100.00%	225	145	158	9
Overvotes	0		0	0	0	0
Undervotes	179		45	84	48	2

## 0009 - Plain City East

### For County Recorder

Vote For 1

	TOTAL	VOTE %	Election Day	Absentee Mail	Absentee Office	Provisional
Rep Charles E. Reed	541	100.00%	227	149	156	9
Overvotes	0		0	0	0	0
Undervotes	175		43	80	50	2

### For County Treasurer

Vote For 1

	TOTAL	VOTE %	Election Day	Absentee Mail	Absentee Office	Provisional
Rep Stacey L. McKenzie	523	100.00%	217	147	151	8
Overvotes	0		0	0	0	0
Undervotes	193		53	82	55	3

### For County Engineer

Vote For 1

	TOTAL	VOTE %	Election Day	Absentee Mail	Absentee Office	Provisional
Rep Bryan D. Dhume	527	100.00%	219	149	151	8
Overvotes	0		0	0	0	0
Undervotes	189		51	80	55	3

### For Coroner

Vote For 1

	TOTAL	VOTE %	Election Day	Absentee Mail	Absentee Office	Provisional
Rep James W. Kaehr	520	100.00%	218	145	149	8
Overvotes	0		0	0	0	0
Undervotes	196		52	84	57	3

### For Member of the State Board of Education 10th State Board of Education

Vote For 1

	TOTAL	VOTE %	Election Day	Absentee Mail	Absentee Office	Provisional
Mary E. Binegar	267	49.72%	92	97	74	4
Brendan P. Shea	270	50.28%	110	75	81	4
Overvotes	0		0	0	0	0
Undervotes	178		68	57	50	3

### For Justice of the Supreme Court (1-1)



Vote For 1

	TOTAL	VOTE %	Election Day	Absentee Mail	Absentee Office	Provisional
Sharon L. Kennedy	391	67.18%	143	128	114	6
John P. O'Donnell	191	32.82%	72	59	58	2
Overvotes	0		0	0	0	0
Undervotes	133		55	42	33	3

## 0009 - Plain City East


### For Justice of the Supreme Court (1-2)

Vote For 1

	TOTAL	VOTE %	Election Day	Absentee Mail	Absentee Office	Provisional
Jennifer Brunner	288	50.09% 	105	99	80	4
Judi French	287	49.91% 	114	87	82	4
Overvotes	0		0	0	0	0
Undervotes	140		51	43	43	3


### For Judge of the Court of Appeals (1-1) (12th District)

Vote For 1

	TOTAL	VOTE %	Election Day	Absentee Mail	Absentee Office	Provisional
Matthew Byrne	468	100.00% 	190	134	137	7
Overvotes	0		0	0	0	0
Undervotes	247		80	95	68	4


### For Judge of the Court of Appeals (2-9) (12th District)

Vote For 1

	TOTAL	VOTE %	Election Day	Absentee Mail	Absentee Office	Provisional
Robert A. Hendrickson	459	100.00% 	183	136	132	8
Overvotes	0		0	0	0	0
Undervotes	256		87	93	73	3



### For Judge of the Court of Common Pleas (Probate/Juvenile Division)

Vote For 1

	TOTAL	VOTE %	Election Day	Absentee Mail	Absentee Office	Provisional
Christopher J. Brown	479	100.00% 	196	138	137	8
Overvotes	0		0	0	0	0
Undervotes	236		74	91	68	3



### Darby Township - Cemetery

Vote For 1

	TOTAL	VOTE %	Election Day	Absentee Mail	Absentee Office	Provisional
For the Tax Levy	448	67.78% 	147	165	131	5
Against the Tax Levy	213	32.22% 	102	53	53	5
Overvotes	0		0	0	0	0
Undervotes	55		21	11	22	1

### Madison County - Senior Citizens Center

Vote For 1

	TOTAL	VOTE %	Election Day	Absentee Mail	Absentee Office	Provisional
For the Tax Levy	477	72.16% 	163	165	143	6
Against the Tax Levy	184	27.84% 	86	52	42	4
Overvotes	0		0	0	0	0
Undervotes	55		21	12	21	1

## 0010 - Plain City West

### Statistics

	TOTAL	Election Day	Absentee Mail	Absentee Office	Provisional
Registered Voters - Total	1,380				
Ballots Cast - Total	1,212	388	467	322	35
Voter Turnout - Total	87.83%				

### For President and Vice President

Vote For 1

	TOTAL	VOTE %	Election Day	Absentee Mail	Absentee Office	Provisional
Dem Joseph R. Biden	444	36.82%	82	243	109	10
Howie Hawkins	2	0.17%	0	0	2	0
Lib Jo Jorgensen	19	1.58%	9	6	4	0
Rep Donald J. Trump	735	60.95%	293	212	205	25
Write-In Totals	6	0.50%	3	1	2	0
Write-In: ***Invalid	3	0.25%	2	1	0	0
Write-In: Carroll/Patel	3	0.25%	1	0	2	0
Not Assigned	0	0.00%	0	0	0	0
Overvotes	0		0	0	0	0
Undervotes	6		1	5	0	0

### For Representative to Congress (15th District)

Vote For 1

	TOTAL	VOTE %	Election Day	Absentee Mail	Absentee Office	Provisional
Dem Joel Newby	332	28.50%	58	180	89	5
Rep Steve Stivers	830	71.24%	320	259	222	29
Write-In Totals	3	0.26%	0	1	2	0
Write-In: Shane Ian Hoffman	3	0.26%	0	1	2	0
Write-In: ***Invalid	0	0.00%	0	0	0	0
Not Assigned	0	0.00%	0	0	0	0
Overvotes	0		0	0	0	0
Undervotes	47		10	27	9	1

### For State Senator (10th District)

Vote For 1

	TOTAL	VOTE %	Election Day	Absentee Mail	Absentee Office	Provisional
Dem Charles Ballard	356	31.31%	65	194	90	7
Rep Robert Hackett	781	68.69%	300	241	215	25
Overvotes	0		0	0	0	0
Undervotes	75		23	32	17	3

## 0010 - Plain City West

### For State Representative (74th District)

Vote For 1

	TOTAL	VOTE %	Election Day	Absentee Mail	Absentee Office	Provisional
Rep Bill Dean	867	94.14%	323	283	234	27
Write-In Totals	54	5.86%	10	30	13	1
Write-In: Ted McClenen	35	3.80%	4	21	10	0
Write-In: ***Invalid	16	1.74%	5	8	2	1
Write-In: Michael Johnson	3	0.33%	1	1	1	0
Not Assigned	0	0.00%	0	0	0	0
Overvotes	0		0	0	0	0
Undervotes	291		55	154	75	7

### For County Commissioner (1-2)

Vote For 1

	TOTAL	VOTE %	Election Day	Absentee Mail	Absentee Office	Provisional
Rep Mark A. Forrest	832	100.00%	312	268	225	27
Overvotes	0		0	0	0	0
Undervotes	380		76	199	97	8

### For County Commissioner (1-3)

Vote For 1

	TOTAL	VOTE %	Election Day	Absentee Mail	Absentee Office	Provisional
Rep Chris Wallace	855	100.00%	312	283	232	28
Overvotes	0		0	0	0	0
Undervotes	357		76	184	90	7

### For Prosecuting Attorney

Vote For 1

	TOTAL	VOTE %	Election Day	Absentee Mail	Absentee Office	Provisional
Rep Nicholas Adkins	730	70.67%	293	212	201	24
Marla H. Farbacher	303	29.33%	58	158	80	7
Overvotes	0		0	0	0	0
Undervotes	179		37	97	41	4

### For Clerk of the Court of Common Pleas

Vote For 1

	TOTAL	VOTE %	Election Day	Absentee Mail	Absentee Office	Provisional
Rep Renae Ellen Zabloudil	872	100.00%	316	292	237	27
Overvotes	0		0	0	0	0
Undervotes	340		72	175	85	8

### For Sheriff

Vote For 1

	TOTAL	VOTE %	Election Day	Absentee Mail	Absentee Office	Provisional
Rep John R. Swaney	882	100.00%	320	296	240	26
Overvotes	0		0	0	0	0
Undervotes	330		68	171	82	9

## 0010 - Plain City West

### For County Recorder

Vote For 1

	TOTAL	VOTE %	Election Day	Absentee Mail	Absentee Office	Provisional
Rep Charles E. Reed	879	100.00%	319	296	238	26
Overvotes	0		0	0	0	0
Undervotes	333		69	171	84	9

### For County Treasurer

Vote For 1

	TOTAL	VOTE %	Election Day	Absentee Mail	Absentee Office	Provisional
Rep Stacey L. McKenzie	859	100.00%	316	284	233	26
Overvotes	0		0	0	0	0
Undervotes	353		72	183	89	9

### For County Engineer

Vote For 1

	TOTAL	VOTE %	Election Day	Absentee Mail	Absentee Office	Provisional
Rep Bryan D. Dhume	863	100.00%	318	288	231	26
Overvotes	0		0	0	0	0
Undervotes	349		70	179	91	9

### For Coroner

Vote For 1

	TOTAL	VOTE %	Election Day	Absentee Mail	Absentee Office	Provisional
Rep James W. Kaehr	864	100.00%	314	290	234	26
Overvotes	0		0	0	0	0
Undervotes	348		74	177	88	9

### For Member of the State Board of Education 10th State Board of Education

Vote For 1

	TOTAL	VOTE %	Election Day	Absentee Mail	Absentee Office	Provisional
Mary E. Binegar	406	47.21%	111	193	98	4
Brendan P. Shea	454	52.79%	162	155	122	15
Overvotes	0		0	0	0	0
Undervotes	352		115	119	102	16

### For Justice of the Supreme Court (1-1)

Vote For 1

	TOTAL	VOTE %	Election Day	Absentee Mail	Absentee Office	Provisional
Sharon L. Kennedy	572	61.31%	203	201	156	12
John P. O'Donnell	361	38.69%	99	161	92	9
Overvotes	0		0	0	0	0
Undervotes	279		86	105	74	14

## 0010 - Plain City West

### For Justice of the Supreme Court (1-2)

Vote For 1

	TOTAL	VOTE %	Election Day	Absentee Mail	Absentee Office	Provisional
Jennifer Brunner	436	46.98%	123	187	116	10
Judi French	492	53.02%	172	179	130	11
Overvotes	1		1	0	0	0
Undervotes	283		92	101	76	14

### For Judge of the Court of Appeals (1-1) (12th District)

Vote For 1

	TOTAL	VOTE %	Election Day	Absentee Mail	Absentee Office	Provisional
Matthew Byrne	765	100.00%	274	270	202	19
Overvotes	0		0	0	0	0
Undervotes	447		114	197	120	16

### For Judge of the Court of Appeals (2-9) (12th District)

Vote For 1

	TOTAL	VOTE %	Election Day	Absentee Mail	Absentee Office	Provisional
Robert A. Hendrickson	754	100.00%	271	265	199	19
Overvotes	0		0	0	0	0
Undervotes	458		117	202	123	16

### For Judge of the Court of Common Pleas (Probate/Juvenile Division)

Vote For 1

	TOTAL	VOTE %	Election Day	Absentee Mail	Absentee Office	Provisional
Christopher J. Brown	772	100.00%	275	270	207	20
Overvotes	0		0	0	0	0
Undervotes	440		113	197	115	15

### Darby Township - Cemetery

Vote For 1

	TOTAL	VOTE %	Election Day	Absentee Mail	Absentee Office	Provisional
For the Tax Levy	725	65.43%	216	311	177	21
Against the Tax Levy	383	34.57%	141	127	105	10
Overvotes	1		0	0	1	0
Undervotes	103		31	29	39	4

### Madison County - Senior Citizens Center

Vote For 1

	TOTAL	VOTE %	Election Day	Absentee Mail	Absentee Office	Provisional
For the Tax Levy	799	71.09%	232	349	191	27
Against the Tax Levy	325	28.91%	128	96	96	5
Overvotes	0		0	0	0	0
Undervotes	88		28	22	35	3



## 0011 - Darby

### Statistics

	TOTAL	Election Day	Absentee Mail	Absentee Office	Provisional
Registered Voters - Total	546				
Ballots Cast - Total	473	162	148	154	9
Voter Turnout - Total	86.63%				

#### For President and Vice President

Vote For 1

	TOTAL	VOTE %	Election Day	Absentee Mail	Absentee Office	Provisional
Dem Joseph R. Biden	68	14.41%	18	33	16	1
Howie Hawkins	2	0.42%	2	0	0	0
Lib Jo Jorgensen	7	1.48%	3	3	1	0
Rep Donald J. Trump	393	83.26%	137	112	136	8
Write-In Totals	2	0.42%	1	0	1	0
Write-In: ***Invalid	1	0.21%	1	0	0	0
Write-In: Carroll/Patel	1	0.21%	0	0	1	0
Not Assigned	0	0.00%	0	0	0	0
Overvotes	0		0	0	0	0
Undervotes	1		1	0	0	0

#### For Representative to Congress (15th District)

Vote For 1

	TOTAL	VOTE %	Election Day	Absentee Mail	Absentee Office	Provisional
Dem Joel Newby	58	12.53%	16	28	13	1
Rep Steve Stivers	405	87.47%	144	115	138	8
Write-In Totals	0	0.00%	0	0	0	0
Write-In: ***Invalid	0	0.00%	0	0	0	0
Write-In: Shane Ian Hoffman	0	0.00%	0	0	0	0
Not Assigned	0	0.00%	0	0	0	0
Overvotes	0		0	0	0	0
Undervotes	10		2	5	3	0

#### For State Senator (10th District)

Vote For 1

	TOTAL	VOTE %	Election Day	Absentee Mail	Absentee Office	Provisional
Dem Charles Ballard	61	13.23%	17	28	15	1
Rep Robert Hackett	400	86.77%	143	114	135	8
Overvotes	0		0	0	0	0
Undervotes	12		2	6	4	0

## 0011 - Darby

### For State Representative (74th District)

Vote For 1

	TOTAL	VOTE %	Election Day	Absentee Mail	Absentee Office	Provisional
Rep Bill Dean	423	98.83%	153	123	138	9
Write-In Totals	5	1.17%	2	2	1	0
Write-In: Ted McClenen	4	0.93%	1	2	1	0
Write-In: ***Invalid	1	0.23%	1	0	0	0
Write-In: Michael Johnson	0	0.00%	0	0	0	0
Not Assigned	0	0.00%	0	0	0	0
Overvotes	0		0	0	0	0
Undervotes	45		7	23	15	0

### For County Commissioner (1-2)

Vote For 1

	TOTAL	VOTE %	Election Day	Absentee Mail	Absentee Office	Provisional
Rep Mark A. Forrest	396	100.00%	142	115	132	7
Overvotes	0		0	0	0	0
Undervotes	77		20	33	22	2

### For County Commissioner (1-3)

Vote For 1

	TOTAL	VOTE %	Election Day	Absentee Mail	Absentee Office	Provisional
Rep Chris Wallace	378	100.00%	133	114	123	8
Overvotes	0		0	0	0	0
Undervotes	95		29	34	31	1

### For Prosecuting Attorney

Vote For 1

	TOTAL	VOTE %	Election Day	Absentee Mail	Absentee Office	Provisional
Rep Nicholas Adkins	362	82.27%	132	95	127	8
Marla H. Farbacher	78	17.73%	24	38	15	1
Overvotes	0		0	0	0	0
Undervotes	33		6	15	12	0

### For Clerk of the Court of Common Pleas

Vote For 1

	TOTAL	VOTE %	Election Day	Absentee Mail	Absentee Office	Provisional
Rep Renae Ellen Zabloudil	403	100.00%	144	119	134	6
Overvotes	0		0	0	0	0
Undervotes	70		18	29	20	3

### For Sheriff

Vote For 1

	TOTAL	VOTE %	Election Day	Absentee Mail	Absentee Office	Provisional
Rep John R. Swaney	413	100.00%	147	125	134	7
Overvotes	0		0	0	0	0
Undervotes	60		15	23	20	2

## 0011 - Darby

### For County Recorder

Vote For 1

	TOTAL	VOTE %	Election Day	Absentee Mail	Absentee Office	Provisional
Rep Charles E. Reed	418	100.00%	147	125	139	7
Overvotes	0		0	0	0	0
Undervotes	55		15	23	15	2

### For County Treasurer

Vote For 1

	TOTAL	VOTE %	Election Day	Absentee Mail	Absentee Office	Provisional
Rep Stacey L. McKenzie	404	100.00%	145	121	131	7
Overvotes	0		0	0	0	0
Undervotes	69		17	27	23	2

### For County Engineer

Vote For 1

	TOTAL	VOTE %	Election Day	Absentee Mail	Absentee Office	Provisional
Rep Bryan D. Dhume	409	100.00%	147	122	133	7
Overvotes	0		0	0	0	0
Undervotes	64		15	26	21	2

### For Coroner

Vote For 1

	TOTAL	VOTE %	Election Day	Absentee Mail	Absentee Office	Provisional
Rep James W. Kaehr	400	100.00%	143	119	131	7
Overvotes	0		0	0	0	0
Undervotes	73		19	29	23	2

### For Member of the State Board of Education 10th State Board of Education

Vote For 1

	TOTAL	VOTE %	Election Day	Absentee Mail	Absentee Office	Provisional
Mary E. Binegar	118	34.01%	50	36	30	2
Brendan P. Shea	229	65.99%	66	81	78	4
Overvotes	0		0	0	0	0
Undervotes	125		46	31	45	3

### For Justice of the Supreme Court (1-1)



Vote For 1

	TOTAL	VOTE %	Election Day	Absentee Mail	Absentee Office	Provisional
Sharon L. Kennedy	289	77.07%	83	97	103	6
John P. O'Donnell	86	22.93%	38	29	18	1
Overvotes	0		0	0	0	0
Undervotes	97		41	22	32	2

## 0011 - Darby


### For Justice of the Supreme Court (1-2)

Vote For 1

	TOTAL	VOTE %	Election Day	Absentee Mail	Absentee Office	Provisional
Jennifer Brunner	113	30.71% 	51	33	28	1
Judi French	255	69.29% 	71	94	85	5
Overvotes	0		0	0	0	0
Undervotes	104		40	21	40	3


### For Judge of the Court of Appeals (1-1) (12th District)

Vote For 1

	TOTAL	VOTE %	Election Day	Absentee Mail	Absentee Office	Provisional
Matthew Byrne	323	100.00% 	108	110	100	5
Overvotes	0		0	0	0	0
Undervotes	149		54	38	53	4


### For Judge of the Court of Appeals (2-9) (12th District)

Vote For 1

	TOTAL	VOTE %	Election Day	Absentee Mail	Absentee Office	Provisional
Robert A. Hendrickson	334	100.00% 	116	114	99	5
Overvotes	0		0	0	0	0
Undervotes	138		46	34	54	4



### For Judge of the Court of Common Pleas (Probate/Juvenile Division)

Vote For 1

	TOTAL	VOTE %	Election Day	Absentee Mail	Absentee Office	Provisional
Christopher J. Brown	337	100.00% 	113	114	105	5
Overvotes	0		0	0	0	0
Undervotes	135		49	34	48	4



### Darby Township - Cemetery

Vote For 1

	TOTAL	VOTE %	Election Day	Absentee Mail	Absentee Office	Provisional
For the Tax Levy	281	65.50% 	81	105	92	3
Against the Tax Levy	148	34.50% 	69	36	40	3
Overvotes	0		0	0	0	0
Undervotes	44		12	7	22	3

### Fairbanks Local School District

Vote For 1



	TOTAL	VOTE %	Election Day	Absentee Mail	Absentee Office	Provisional
FOR THE TAX	21	61.76% 	5	4	11	1
AGAINST THE TAX	13	38.24% 	5	4	4	0
Overvotes	0		0	0	0	0
Undervotes	0		0	0	0	0

## 0011 - Darby

---

### Madison County - Senior Citizens Center

Vote For 1

	TOTAL	VOTE %		Election Day	Absentee Mail	Absentee Office	Provisional
For the Tax Levy	288	67.13%		88	106	90	4
Against the Tax Levy	141	32.87%		62	35	42	2
Overvotes	0			0	0	0	0
Undervotes	44			12	7	22	3

**0012 - Monroe/Pike**

**Statistics**

	TOTAL	Election Day	Absentee Mail	Absentee Office	Provisional
Registered Voters - Total	1,302				
Ballots Cast - Total	981	251	307	403	20
Voter Turnout - Total	75.35%				

**For President and Vice President**

Vote For 1

	TOTAL	VOTE %	Election Day	Absentee Mail	Absentee Office	Provisional
Dem Joseph R. Biden	215	22.03%	31	117	67	0
Howie Hawkins	5	0.51%	3	0	2	0
Lib Jo Jorgensen	9	0.92%	2	2	4	1
Rep Donald J. Trump	745	76.33%	211	186	330	18
Write-In Totals	2	0.20%	1	1	0	0
Write-In: ***Invalid	2	0.20%	1	1	0	0
Write-In: Carroll/Patel	0	0.00%	0	0	0	0
Not Assigned	0	0.00%	0	0	0	0
Overvotes	1		0	0	0	1
Undervotes	4		3	1	0	0

**For Representative to Congress (15th District)**

Vote For 1

	TOTAL	VOTE %	Election Day	Absentee Mail	Absentee Office	Provisional
Dem Joel Newby	174	18.12%	22	93	58	1
Rep Steve Stivers	785	81.77%	222	206	338	19
Write-In Totals	2	0.21%	2	0	0	0
Write-In: ***Invalid	2	0.21%	2	0	0	0
Write-In: Shane Ian Hoffman	0	0.00%	0	0	0	0
Not Assigned	0	0.00%	0	0	0	0
Overvotes	1		1	0	0	0
Undervotes	20		5	8	7	0

**For State Senator (10th District)**

Vote For 1

	TOTAL	VOTE %	Election Day	Absentee Mail	Absentee Office	Provisional
Dem Charles Ballard	187	19.89%	28	96	62	1
Rep Robert Hackett	753	80.11%	209	194	332	18
Overvotes	0		0	0	0	0
Undervotes	41		14	17	9	1

## 0012 - Monroe/Pike

### For State Representative (74th District)

Vote For 1

	TOTAL	VOTE %	Election Day	Absentee Mail	Absentee Office	Provisional
Rep Bill Dean	786	96.92%	218	219	331	18
Write-In Totals	25	3.08%	5	14	6	0
Write-In: ***Invalid	13	1.60%	4	6	3	0
Write-In: Ted McClenen	12	1.48%	1	8	3	0
Write-In: Michael Johnson	0	0.00%	0	0	0	0
Not Assigned	0	0.00%	0	0	0	0
Overvotes	0		0	0	0	0
Undervotes	170		28	74	66	2

### For County Commissioner (1-2)

Vote For 1

	TOTAL	VOTE %	Election Day	Absentee Mail	Absentee Office	Provisional
Rep Mark A. Forrest	749	100.00%	206	212	315	16
Overvotes	0		0	0	0	0
Undervotes	232		45	95	88	4

### For County Commissioner (1-3)

Vote For 1

	TOTAL	VOTE %	Election Day	Absentee Mail	Absentee Office	Provisional
Rep Chris Wallace	697	100.00%	194	201	287	15
Overvotes	0		0	0	0	0
Undervotes	284		57	106	116	5

### For Prosecuting Attorney

Vote For 1

	TOTAL	VOTE %	Election Day	Absentee Mail	Absentee Office	Provisional
Rep Nicholas Adkins	623	71.77%	178	145	284	16
Marla H. Farbacher	245	28.23%	47	120	76	2
Overvotes	0		0	0	0	0
Undervotes	113		26	42	43	2

### For Clerk of the Court of Common Pleas

Vote For 1

	TOTAL	VOTE %	Election Day	Absentee Mail	Absentee Office	Provisional
Rep Renae Ellen Zabloudil	754	100.00%	198	220	319	17
Overvotes	0		0	0	0	0
Undervotes	227		53	87	84	3

### For Sheriff

Vote For 1

	TOTAL	VOTE %	Election Day	Absentee Mail	Absentee Office	Provisional
Rep John R. Swaney	792	100.00%	209	231	334	18
Overvotes	0		0	0	0	0
Undervotes	189		42	76	69	2

## 0012 - Monroe/Pike

### For County Recorder

Vote For 1

	TOTAL	VOTE %	Election Day	Absentee Mail	Absentee Office	Provisional
Rep Charles E. Reed	796	100.00%	207	232	340	17
Overvotes	0		0	0	0	0
Undervotes	185		44	75	63	3

### For County Treasurer

Vote For 1

	TOTAL	VOTE %	Election Day	Absentee Mail	Absentee Office	Provisional
Rep Stacey L. McKenzie	772	100.00%	206	221	327	18
Overvotes	0		0	0	0	0
Undervotes	209		45	86	76	2

### For County Engineer

Vote For 1

	TOTAL	VOTE %	Election Day	Absentee Mail	Absentee Office	Provisional
Rep Bryan D. Dhume	773	100.00%	203	224	328	18
Overvotes	0		0	0	0	0
Undervotes	208		48	83	75	2

### For Coroner

Vote For 1

	TOTAL	VOTE %	Election Day	Absentee Mail	Absentee Office	Provisional
Rep James W. Kaehr	763	100.00%	202	225	318	18
Overvotes	0		0	0	0	0
Undervotes	218		49	82	85	2

### For Member of the State Board of Education 10th State Board of Education

Vote For 1

	TOTAL	VOTE %	Election Day	Absentee Mail	Absentee Office	Provisional
Mary E. Binegar	297	40.08%	76	112	107	2
Brendan P. Shea	444	59.92%	106	127	199	12
Overvotes	0		0	0	0	0
Undervotes	240		69	68	97	6

### For Justice of the Supreme Court (1-1)

Vote For 1



	TOTAL	VOTE %	Election Day	Absentee Mail	Absentee Office	Provisional
Sharon L. Kennedy	515	64.38%	128	164	215	8
John P. O'Donnell	285	35.62%	71	96	112	6
Overvotes	0		0	0	0	0
Undervotes	181		52	47	76	6



## 0012 - Monroe/Pike


### For Justice of the Supreme Court (1-2)

Vote For 1

	TOTAL	VOTE %	Election Day	Absentee Mail	Absentee Office	Provisional
Jennifer Brunner	314	39.25% 	82	113	112	7
Judi French	486	60.75% 	124	141	213	8
Overvotes	0		0	0	0	0
Undervotes	181		45	53	78	5


### For Judge of the Court of Appeals (1-1) (12th District)

Vote For 1

	TOTAL	VOTE %	Election Day	Absentee Mail	Absentee Office	Provisional
Matthew Byrne	664	100.00% 	170	209	271	14
Overvotes	0		0	0	0	0
Undervotes	317		81	98	132	6


### For Judge of the Court of Appeals (2-9) (12th District)

Vote For 1

	TOTAL	VOTE %	Election Day	Absentee Mail	Absentee Office	Provisional
Robert A. Hendrickson	641	100.00% 	166	204	259	12
Overvotes	0		0	0	0	0
Undervotes	340		85	103	144	8



### For Judge of the Court of Common Pleas (Probate/Juvenile Division)

Vote For 1

	TOTAL	VOTE %	Election Day	Absentee Mail	Absentee Office	Provisional
Christopher J. Brown	681	100.00% 	176	214	277	14
Overvotes	0		0	0	0	0
Undervotes	300		75	93	126	6



### Fairbanks Local School District

Vote For 1

	TOTAL	VOTE %	Election Day	Absentee Mail	Absentee Office	Provisional
FOR THE TAX	136	60.44% 	36	59	40	1
AGAINST THE TAX	89	39.56% 	32	18	37	2
Overvotes	0		0	0	0	0
Undervotes	24		4	11	8	1

### Madison County - Senior Citizens Center

Vote For 1

	TOTAL	VOTE %	Election Day	Absentee Mail	Absentee Office	Provisional
For the Tax Levy	562	61.89% 	129	211	214	8
Against the Tax Levy	346	38.11% 	101	76	158	11
Overvotes	0		0	0	0	0
Undervotes	73		21	20	31	1

**0013 - Fairfield**

**Statistics**

	TOTAL	Election Day	Absentee Mail	Absentee Office	Provisional
Registered Voters - Total	1,029				
Ballots Cast - Total	867	296	295	267	9
Voter Turnout - Total	84.26%				

**For President and Vice President**

Vote For 1

	TOTAL	VOTE %	Election Day	Absentee Mail	Absentee Office	Provisional
Dem Joseph R. Biden	188	21.78%	36	114	36	2
Howie Hawkins	1	0.12%	0	0	1	0
Lib Jo Jorgensen	11	1.27%	7	1	3	0
Rep Donald J. Trump	662	76.71%	252	176	227	7
Write-In Totals	1	0.12%	0	1	0	0
Write-In: ***Invalid	1	0.12%	0	1	0	0
Write-In: Carroll/Patel	0	0.00%	0	0	0	0
Not Assigned	0	0.00%	0	0	0	0
Overvotes	0		0	0	0	0
Undervotes	4		1	3	0	0

**For Representative to Congress (15th District)**

Vote For 1

	TOTAL	VOTE %	Election Day	Absentee Mail	Absentee Office	Provisional
Dem Joel Newby	147	17.58%	30	86	30	1
Rep Steve Stivers	688	82.30%	255	198	227	8
Write-In Totals	1	0.12%	0	0	1	0
Write-In: ***Invalid	1	0.12%	0	0	1	0
Write-In: Shane Ian Hoffman	0	0.00%	0	0	0	0
Not Assigned	0	0.00%	0	0	0	0
Overvotes	0		0	0	0	0
Undervotes	31		11	11	9	0

**For State Senator (10th District)**

Vote For 1

	TOTAL	VOTE %	Election Day	Absentee Mail	Absentee Office	Provisional
Dem Charles Ballard	165	20.15%	37	95	32	1
Rep Robert Hackett	654	79.85%	243	183	220	8
Overvotes	0		0	0	0	0
Undervotes	48		16	17	15	0

## 0013 - Fairfield

### For State Representative (74th District)

Vote For 1

	TOTAL	VOTE %	Election Day	Absentee Mail	Absentee Office	Provisional
Rep Bill Dean	671	97.39%	240	201	222	8
Write-In Totals	18	2.61%	3	9	6	0
Write-In: Ted McClenen	11	1.60%	2	8	1	0
Write-In: ***Invalid	6	0.87%	1	0	5	0
Write-In: Michael Johnson	1	0.15%	0	1	0	0
Not Assigned	0	0.00%	0	0	0	0
Overvotes	0		0	0	0	0
Undervotes	178		53	85	39	1

### For County Commissioner (1-2)

Vote For 1

	TOTAL	VOTE %	Election Day	Absentee Mail	Absentee Office	Provisional
Rep Mark A. Forrest	638	100.00%	216	208	207	7
Overvotes	0		0	0	0	0
Undervotes	229		80	87	60	2

### For County Commissioner (1-3)

Vote For 1

	TOTAL	VOTE %	Election Day	Absentee Mail	Absentee Office	Provisional
Rep Chris Wallace	601	100.00%	203	191	199	8
Overvotes	0		0	0	0	0
Undervotes	266		93	104	68	1

### For Prosecuting Attorney

Vote For 1

	TOTAL	VOTE %	Election Day	Absentee Mail	Absentee Office	Provisional
Rep Nicholas Adkins	512	65.22%	175	155	175	7
Marla H. Farbacher	273	34.78%	92	110	70	1
Overvotes	1		1	0	0	0
Undervotes	81		28	30	22	1

### For Clerk of the Court of Common Pleas

Vote For 1

	TOTAL	VOTE %	Election Day	Absentee Mail	Absentee Office	Provisional
Rep Renae Ellen Zabloudil	659	100.00%	226	209	217	7
Overvotes	0		0	0	0	0
Undervotes	208		70	86	50	2

### For Sheriff

Vote For 1

	TOTAL	VOTE %	Election Day	Absentee Mail	Absentee Office	Provisional
Rep John R. Swaney	697	100.00%	243	221	225	8
Overvotes	0		0	0	0	0
Undervotes	170		53	74	42	1

## 0013 - Fairfield

### For County Recorder

Vote For 1

	TOTAL	VOTE %	Election Day	Absentee Mail	Absentee Office	Provisional
Rep Charles E. Reed	668	100.00%	225	214	221	8
Overvotes	0		0	0	0	0
Undervotes	199		71	81	46	1

### For County Treasurer

Vote For 1

	TOTAL	VOTE %	Election Day	Absentee Mail	Absentee Office	Provisional
Rep Stacey L. McKenzie	662	100.00%	220	211	223	8
Overvotes	0		0	0	0	0
Undervotes	205		76	84	44	1

### For County Engineer

Vote For 1

	TOTAL	VOTE %	Election Day	Absentee Mail	Absentee Office	Provisional
Rep Bryan D. Dhume	666	100.00%	227	212	219	8
Overvotes	0		0	0	0	0
Undervotes	201		69	83	48	1

### For Coroner

Vote For 1

	TOTAL	VOTE %	Election Day	Absentee Mail	Absentee Office	Provisional
Rep James W. Kaehr	660	100.00%	221	214	217	8
Overvotes	0		0	0	0	0
Undervotes	207		75	81	50	1

### For Member of the State Board of Education 10th State Board of Education

Vote For 1

	TOTAL	VOTE %	Election Day	Absentee Mail	Absentee Office	Provisional
Mary E. Binegar	282	44.69%	90	102	85	5
Brendan P. Shea	349	55.31%	121	116	110	2
Overvotes	0		0	0	0	0
Undervotes	236		85	77	72	2

### For Justice of the Supreme Court (1-1)



Vote For 1

	TOTAL	VOTE %	Election Day	Absentee Mail	Absentee Office	Provisional
Sharon L. Kennedy	450	65.50%	158	141	146	5
John P. O'Donnell	237	34.50%	70	94	71	2
Overvotes	0		0	0	0	0
Undervotes	180		68	60	50	2

## 0013 - Fairfield


### For Justice of the Supreme Court (1-2)

Vote For 1

	TOTAL	VOTE %	Election Day	Absentee Mail	Absentee Office	Provisional
Jennifer Brunner	307	45.41% 	94	118	90	5
Judi French	369	54.59% 	131	117	119	2
Overvotes	0		0	0	0	0
Undervotes	191		71	60	58	2


### For Judge of the Court of Appeals (1-1) (12th District)

Vote For 1

	TOTAL	VOTE %	Election Day	Absentee Mail	Absentee Office	Provisional
Matthew Byrne	545	100.00% 	171	192	175	7
Overvotes	0		0	0	0	0
Undervotes	322		125	103	92	2


### For Judge of the Court of Appeals (2-9) (12th District)

Vote For 1

	TOTAL	VOTE %	Election Day	Absentee Mail	Absentee Office	Provisional
Robert A. Hendrickson	544	100.00% 	171	190	175	8
Overvotes	0		0	0	0	0
Undervotes	323		125	105	92	1



### For Judge of the Court of Common Pleas (Probate/Juvenile Division)

Vote For 1

	TOTAL	VOTE %	Election Day	Absentee Mail	Absentee Office	Provisional
Christopher J. Brown	591	100.00% 	191	206	186	8
Overvotes	0		0	0	0	0
Undervotes	276		105	89	81	1

### Madison County - Senior Citizens Center

Vote For 1

	TOTAL	VOTE %	Election Day	Absentee Mail	Absentee Office	Provisional
For the Tax Levy	494	60.84% 	146	189	156	3
Against the Tax Levy	318	39.16% 	126	92	95	5
Overvotes	0		0	0	0	0
Undervotes	55		24	14	16	1

**0014 - W Jefferson A**

**Statistics**

	TOTAL	Election Day	Absentee Mail	Absentee Office	Provisional
Registered Voters - Total	1,470				
Ballots Cast - Total	1,068	416	378	246	28
Voter Turnout - Total	72.65%				

**For President and Vice President**

Vote For 1

	TOTAL	VOTE %	Election Day	Absentee Mail	Absentee Office	Provisional
Dem Joseph R. Biden	340	32.02%	83	159	88	10
Howie Hawkins	8	0.75%	1	7	0	0
Lib Jo Jorgensen	18	1.69%	7	9	1	1
Rep Donald J. Trump	694	65.35%	321	199	157	17
Write-In Totals	2	0.19%	2	0	0	0
Write-In: ***Invalid	2	0.19%	2	0	0	0
Write-In: Carroll/Patel	0	0.00%	0	0	0	0
Not Assigned	0	0.00%	0	0	0	0
Overvotes	0		0	0	0	0
Undervotes	6		2	4	0	0

**For Representative to Congress (15th District)**

Vote For 1

	TOTAL	VOTE %	Election Day	Absentee Mail	Absentee Office	Provisional
Dem Joel Newby	278	26.83%	70	133	68	7
Rep Steve Stivers	758	73.17%	334	233	172	19
Write-In Totals	0	0.00%	0	0	0	0
Write-In: ***Invalid	0	0.00%	0	0	0	0
Write-In: Shane Ian Hoffman	0	0.00%	0	0	0	0
Not Assigned	0	0.00%	0	0	0	0
Overvotes	0		0	0	0	0
Undervotes	32		12	12	6	2

**For State Senator (10th District)**

Vote For 1

	TOTAL	VOTE %	Election Day	Absentee Mail	Absentee Office	Provisional
Dem Charles Ballard	294	29.11%	75	133	76	10
Rep Robert Hackett	716	70.89%	315	226	160	15
Overvotes	0		0	0	0	0
Undervotes	58		26	19	10	3

## 0014 - W Jefferson A

### For State Representative (74th District)

Vote For 1

	TOTAL	VOTE %	Election Day	Absentee Mail	Absentee Office	Provisional
Rep Bill Dean	798	97.20%	321	266	190	21
Write-In Totals	23	2.80%	6	9	8	0
Write-In: Ted McClenen	13	1.58%	0	7	6	0
Write-In: ***Invalid	10	1.22%	6	2	2	0
Write-In: Michael Johnson	0	0.00%	0	0	0	0
Not Assigned	0	0.00%	0	0	0	0
Overvotes	0		0	0	0	0
Undervotes	247		89	103	48	7

### For County Commissioner (1-2)

Vote For 1

	TOTAL	VOTE %	Election Day	Absentee Mail	Absentee Office	Provisional
Rep Mark A. Forrest	799	100.00%	311	281	186	21
Overvotes	0		0	0	0	0
Undervotes	269		105	97	60	7

### For County Commissioner (1-3)

Vote For 1

	TOTAL	VOTE %	Election Day	Absentee Mail	Absentee Office	Provisional
Rep Chris Wallace	699	100.00%	274	242	168	15
Overvotes	0		0	0	0	0
Undervotes	369		142	136	78	13

### For Prosecuting Attorney

Vote For 1

	TOTAL	VOTE %	Election Day	Absentee Mail	Absentee Office	Provisional
Rep Nicholas Adkins	537	54.85%	221	183	121	12
Marla H. Farbacher	442	45.15%	168	152	109	13
Overvotes	0		0	0	0	0
Undervotes	89		27	43	16	3

### For Clerk of the Court of Common Pleas

Vote For 1

	TOTAL	VOTE %	Election Day	Absentee Mail	Absentee Office	Provisional
Rep Renae Ellen Zabloudil	784	100.00%	308	273	184	19
Overvotes	0		0	0	0	0
Undervotes	284		108	105	62	9

### For Sheriff

Vote For 1

	TOTAL	VOTE %	Election Day	Absentee Mail	Absentee Office	Provisional
Rep John R. Swaney	831	100.00%	337	277	197	20
Overvotes	0		0	0	0	0
Undervotes	237		79	101	49	8

## 0014 - W Jefferson A

### For County Recorder

Vote For 1

	TOTAL	VOTE %	Election Day	Absentee Mail	Absentee Office	Provisional
Rep Charles E. Reed	797	100.00%	318	269	189	21
Overvotes	0		0	0	0	0
Undervotes	271		98	109	57	7

### For County Treasurer

Vote For 1

	TOTAL	VOTE %	Election Day	Absentee Mail	Absentee Office	Provisional
Rep Stacey L. McKenzie	783	100.00%	314	265	184	20
Overvotes	0		0	0	0	0
Undervotes	285		102	113	62	8

### For County Engineer

Vote For 1

	TOTAL	VOTE %	Election Day	Absentee Mail	Absentee Office	Provisional
Rep Bryan D. Dhume	795	100.00%	314	268	193	20
Overvotes	0		0	0	0	0
Undervotes	273		102	110	53	8

### For Coroner

Vote For 1

	TOTAL	VOTE %	Election Day	Absentee Mail	Absentee Office	Provisional
Rep James W. Kaehr	797	100.00%	312	271	193	21
Overvotes	0		0	0	0	0
Undervotes	271		104	107	53	7

### For Member of the State Board of Education 10th State Board of Education

Vote For 1

	TOTAL	VOTE %	Election Day	Absentee Mail	Absentee Office	Provisional
Mary E. Binegar	357	46.54%	119	155	73	10
Brendan P. Shea	410	53.46%	169	137	96	8
Overvotes	0		0	0	0	0
Undervotes	301		128	86	77	10

### For Justice of the Supreme Court (1-1)

Vote For 1



	TOTAL	VOTE %	Election Day	Absentee Mail	Absentee Office	Provisional
Sharon L. Kennedy	478	55.78%	188	172	109	9
John P. O'Donnell	379	44.22%	134	141	91	13
Overvotes	0		0	0	0	0
Undervotes	211		94	65	46	6



## 0014 - W Jefferson A


### For Justice of the Supreme Court (1-2)

Vote For 1

	TOTAL	VOTE %	Election Day	Absentee Mail	Absentee Office	Provisional
Jennifer Brunner	425	50.18% 	144	160	109	12
Judi French	422	49.82% 	171	150	93	8
Overvotes	0		0	0	0	0
Undervotes	221		101	68	44	8


### For Judge of the Court of Appeals (1-1) (12th District)

Vote For 1

	TOTAL	VOTE %	Election Day	Absentee Mail	Absentee Office	Provisional
Matthew Byrne	675	100.00% 	258	247	154	16
Overvotes	0		0	0	0	0
Undervotes	393		158	131	92	12


### For Judge of the Court of Appeals (2-9) (12th District)

Vote For 1

	TOTAL	VOTE %	Election Day	Absentee Mail	Absentee Office	Provisional
Robert A. Hendrickson	666	100.00% 	259	238	156	13
Overvotes	0		0	0	0	0
Undervotes	402		157	140	90	15



### For Judge of the Court of Common Pleas (Probate/Juvenile Division)

Vote For 1

	TOTAL	VOTE %	Election Day	Absentee Mail	Absentee Office	Provisional
Christopher J. Brown	739	100.00% 	276	276	170	17
Overvotes	0		0	0	0	0
Undervotes	329		140	102	76	11

### Madison County - Senior Citizens Center

Vote For 1

	TOTAL	VOTE %	Election Day	Absentee Mail	Absentee Office	Provisional
For the Tax Levy	661	65.58% 	235	252	159	15
Against the Tax Levy	347	34.42% 	146	111	80	10
Overvotes	0		0	0	0	0
Undervotes	60		35	15	7	3

**0015 - West Jefferson B**

**Statistics**

	TOTAL	Election Day	Absentee Mail	Absentee Office	Provisional
Registered Voters - Total	1,154				
Ballots Cast - Total	868	392	258	199	19
Voter Turnout - Total	75.22%				

**For President and Vice President**

Vote For 1

	TOTAL	VOTE %	Election Day	Absentee Mail	Absentee Office	Provisional
Dem Joseph R. Biden	227	26.24%	64	111	49	3
Howie Hawkins	0	0.00%	0	0	0	0
Lib Jo Jorgensen	15	1.73%	8	4	3	0
Rep Donald J. Trump	622	71.91%	320	140	146	16
Write-In Totals	1	0.12%	0	1	0	0
Write-In: ***Invalid	1	0.12%	0	1	0	0
Write-In: Carroll/Patel	0	0.00%	0	0	0	0
Not Assigned	0	0.00%	0	0	0	0
Overvotes	0		0	0	0	0
Undervotes	3		0	2	1	0

**For Representative to Congress (15th District)**

Vote For 1

	TOTAL	VOTE %	Election Day	Absentee Mail	Absentee Office	Provisional
Dem Joel Newby	190	22.38%	58	85	44	3
Rep Steve Stivers	659	77.62%	331	163	150	15
Write-In Totals	0	0.00%	0	0	0	0
Write-In: ***Invalid	0	0.00%	0	0	0	0
Write-In: Shane Ian Hoffman	0	0.00%	0	0	0	0
Not Assigned	0	0.00%	0	0	0	0
Overvotes	0		0	0	0	0
Undervotes	19		3	10	5	1

**For State Senator (10th District)**

Vote For 1

	TOTAL	VOTE %	Election Day	Absentee Mail	Absentee Office	Provisional
Dem Charles Ballard	207	24.97%	65	87	51	4
Rep Robert Hackett	622	75.03%	313	156	139	14
Overvotes	0		0	0	0	0
Undervotes	39		14	15	9	1

## 0015 - West Jefferson B

### For State Representative (74th District)

Vote For 1

	TOTAL	VOTE %	Election Day	Absentee Mail	Absentee Office	Provisional
Rep Bill Dean	692	97.05%	337	185	156	14
Write-In Totals	21	2.95%	3	13	5	0
Write-In: Ted McClenen	13	1.82%	0	10	3	0
Write-In: ***Invalid	6	0.84%	3	2	1	0
Write-In: Michael Johnson	2	0.28%	0	1	1	0
Not Assigned	0	0.00%	0	0	0	0
Overvotes	0		0	0	0	0
Undervotes	155		52	60	38	5

### For County Commissioner (1-2)

Vote For 1

	TOTAL	VOTE %	Election Day	Absentee Mail	Absentee Office	Provisional
Rep Mark A. Forrest	698	100.00%	328	199	158	13
Overvotes	0		0	0	0	0
Undervotes	170		64	59	41	6

### For County Commissioner (1-3)

Vote For 1

	TOTAL	VOTE %	Election Day	Absentee Mail	Absentee Office	Provisional
Rep Chris Wallace	608	100.00%	282	176	139	11
Overvotes	0		0	0	0	0
Undervotes	260		110	82	60	8

### For Prosecuting Attorney

Vote For 1

	TOTAL	VOTE %	Election Day	Absentee Mail	Absentee Office	Provisional
Rep Nicholas Adkins	491	60.54%	254	118	107	12
Marla H. Farbacher	320	39.46%	116	121	78	5
Overvotes	0		0	0	0	0
Undervotes	57		22	19	14	2

### For Clerk of the Court of Common Pleas

Vote For 1

	TOTAL	VOTE %	Election Day	Absentee Mail	Absentee Office	Provisional
Rep Renae Ellen Zabloudil	685	100.00%	323	191	157	14
Overvotes	0		0	0	0	0
Undervotes	183		69	67	42	5

### For Sheriff

Vote For 1

	TOTAL	VOTE %	Election Day	Absentee Mail	Absentee Office	Provisional
Rep John R. Swaney	715	100.00%	337	202	161	15
Overvotes	0		0	0	0	0
Undervotes	153		55	56	38	4

## 0015 - West Jefferson B

### For County Recorder

Vote For 1

	TOTAL	VOTE %	Election Day	Absentee Mail	Absentee Office	Provisional
Rep Charles E. Reed	688	100.00%	327	193	154	14
Overvotes	0		0	0	0	0
Undervotes	180		65	65	45	5

### For County Treasurer

Vote For 1

	TOTAL	VOTE %	Election Day	Absentee Mail	Absentee Office	Provisional
Rep Stacey L. McKenzie	684	100.00%	321	194	155	14
Overvotes	0		0	0	0	0
Undervotes	184		71	64	44	5

### For County Engineer

Vote For 1

	TOTAL	VOTE %	Election Day	Absentee Mail	Absentee Office	Provisional
Rep Bryan D. Dhume	681	100.00%	322	193	152	14
Overvotes	0		0	0	0	0
Undervotes	187		70	65	47	5

### For Coroner

Vote For 1

	TOTAL	VOTE %	Election Day	Absentee Mail	Absentee Office	Provisional
Rep James W. Kaehr	684	100.00%	325	194	151	14
Overvotes	0		0	0	0	0
Undervotes	184		67	64	48	5

### For Member of the State Board of Education 10th State Board of Education

Vote For 1

	TOTAL	VOTE %	Election Day	Absentee Mail	Absentee Office	Provisional
Mary E. Binegar	373	55.10%	163	121	81	8
Brendan P. Shea	304	44.90%	137	93	68	6
Overvotes	0		0	0	0	0
Undervotes	191		92	44	50	5

### For Justice of the Supreme Court (1-1)



Vote For 1

	TOTAL	VOTE %	Election Day	Absentee Mail	Absentee Office	Provisional
Sharon L. Kennedy	472	66.86%	220	153	90	9
John P. O'Donnell	234	33.14%	96	66	67	5
Overvotes	0		0	0	0	0
Undervotes	162		76	39	42	5

## 0015 - West Jefferson B


### For Justice of the Supreme Court (1-2)

Vote For 1

	TOTAL	VOTE %	Election Day	Absentee Mail	Absentee Office	Provisional
Jennifer Brunner	357	50.78% 	144	108	95	10
Judi French	346	49.22% 	170	112	62	2
Overvotes	1		1	0	0	0
Undervotes	164		77	38	42	7


### For Judge of the Court of Appeals (1-1) (12th District)

Vote For 1

	TOTAL	VOTE %	Election Day	Absentee Mail	Absentee Office	Provisional
Matthew Byrne	617	100.00% 	285	184	136	12
Overvotes	0		0	0	0	0
Undervotes	251		107	74	63	7


### For Judge of the Court of Appeals (2-9) (12th District)

Vote For 1

	TOTAL	VOTE %	Election Day	Absentee Mail	Absentee Office	Provisional
Robert A. Hendrickson	607	100.00% 	279	185	133	10
Overvotes	0		0	0	0	0
Undervotes	261		113	73	66	9



### For Judge of the Court of Common Pleas (Probate/Juvenile Division)

Vote For 1

	TOTAL	VOTE %	Election Day	Absentee Mail	Absentee Office	Provisional
Christopher J. Brown	651	100.00% 	300	192	146	13
Overvotes	0		0	0	0	0
Undervotes	217		92	66	53	6

### Madison County - Senior Citizens Center

Vote For 1

	TOTAL	VOTE %	Election Day	Absentee Mail	Absentee Office	Provisional
For the Tax Levy	523	64.01% 	226	164	121	12
Against the Tax Levy	294	35.99% 	142	82	65	5
Overvotes	0		0	0	0	0
Undervotes	51		24	12	13	2

## 0016 - Jefferson Twp A

### Statistics

	TOTAL	Election Day	Absentee Mail	Absentee Office	Provisional
Registered Voters - Total	1,376				
Ballots Cast - Total	1,076	343	395	322	16
Voter Turnout - Total	78.20%				

#### For President and Vice President

Vote For 1

	TOTAL	VOTE %	Election Day	Absentee Mail	Absentee Office	Provisional
Dem Joseph R. Biden	296	27.53%	53	165	77	1
Howie Hawkins	3	0.28%	1	2	0	0
Lib Jo Jorgensen	21	1.95%	7	12	2	0
Rep Donald J. Trump	752	69.95%	282	213	242	15
Write-In Totals	3	0.28%	0	2	1	0
Write-In: Carroll/Patel	2	0.19%	0	2	0	0
Write-In: ***Invalid	1	0.09%	0	0	1	0
Not Assigned	0	0.00%	0	0	0	0
Overvotes	0		0	0	0	0
Undervotes	1		0	1	0	0

#### For Representative to Congress (15th District)

Vote For 1

	TOTAL	VOTE %	Election Day	Absentee Mail	Absentee Office	Provisional
Dem Joel Newby	226	21.59%	47	114	65	0
Rep Steve Stivers	818	78.13%	284	268	252	14
Write-In Totals	3	0.29%	0	3	0	0
Write-In: Shane Ian Hoffman	3	0.29%	0	3	0	0
Write-In: ***Invalid	0	0.00%	0	0	0	0
Not Assigned	0	0.00%	0	0	0	0
Overvotes	0		0	0	0	0
Undervotes	29		12	10	5	2

#### For State Senator (10th District)

Vote For 1

	TOTAL	VOTE %	Election Day	Absentee Mail	Absentee Office	Provisional
Dem Charles Ballard	237	23.08%	50	115	71	1
Rep Robert Hackett	790	76.92%	276	259	243	12
Overvotes	1		1	0	0	0
Undervotes	48		16	21	8	3

## 0016 - Jefferson Twp A

### For State Representative (74th District)

Vote For 1

	TOTAL	VOTE %	Election Day	Absentee Mail	Absentee Office	Provisional
Rep Bill Dean	826	96.16%	282	274	256	14
Write-In Totals	33	3.84%	3	13	17	0
Write-In: Ted McClenen	16	1.86%	0	6	10	0
Write-In: ***Invalid	15	1.75%	3	5	7	0
Write-In: Michael Johnson	2	0.23%	0	2	0	0
Not Assigned	0	0.00%	0	0	0	0
Overvotes	0		0	0	0	0
Undervotes	217		58	108	49	2

### For County Commissioner (1-2)

Vote For 1

	TOTAL	VOTE %	Election Day	Absentee Mail	Absentee Office	Provisional
Rep Mark A. Forrest	836	100.00%	278	291	254	13
Overvotes	0		0	0	0	0
Undervotes	240		65	104	68	3

### For County Commissioner (1-3)

Vote For 1

	TOTAL	VOTE %	Election Day	Absentee Mail	Absentee Office	Provisional
Rep Chris Wallace	734	100.00%	239	258	225	12
Overvotes	0		0	0	0	0
Undervotes	342		104	137	97	4

### For Prosecuting Attorney

Vote For 1

	TOTAL	VOTE %	Election Day	Absentee Mail	Absentee Office	Provisional
Rep Nicholas Adkins	538	53.64%	191	160	177	10
Marla H. Farbacher	465	46.36%	136	198	127	4
Overvotes	0		0	0	0	0
Undervotes	73		16	37	18	2

### For Clerk of the Court of Common Pleas

Vote For 1

	TOTAL	VOTE %	Election Day	Absentee Mail	Absentee Office	Provisional
Rep Renae Ellen Zabloudil	817	100.00%	279	273	253	12
Overvotes	0		0	0	0	0
Undervotes	259		64	122	69	4

### For Sheriff

Vote For 1

	TOTAL	VOTE %	Election Day	Absentee Mail	Absentee Office	Provisional
Rep John R. Swaney	872	100.00%	294	297	268	13
Overvotes	0		0	0	0	0
Undervotes	204		49	98	54	3

## 0016 - Jefferson Twp A

### For County Recorder

Vote For 1

	TOTAL	VOTE %	Election Day	Absentee Mail	Absentee Office	Provisional
Rep Charles E. Reed	839	100.00%	287	282	259	11
Overvotes	0		0	0	0	0
Undervotes	237		56	113	63	5

### For County Treasurer

Vote For 1

	TOTAL	VOTE %	Election Day	Absentee Mail	Absentee Office	Provisional
Rep Stacey L. McKenzie	809	100.00%	273	272	253	11
Overvotes	0		0	0	0	0
Undervotes	267		70	123	69	5

### For County Engineer

Vote For 1

	TOTAL	VOTE %	Election Day	Absentee Mail	Absentee Office	Provisional
Rep Bryan D. Dhume	821	100.00%	275	280	255	11
Overvotes	0		0	0	0	0
Undervotes	255		68	115	67	5

### For Coroner

Vote For 1

	TOTAL	VOTE %	Election Day	Absentee Mail	Absentee Office	Provisional
Rep James W. Kaehr	819	100.00%	280	276	252	11
Overvotes	0		0	0	0	0
Undervotes	257		63	119	70	5

### For Member of the State Board of Education 10th State Board of Education

Vote For 1

	TOTAL	VOTE %	Election Day	Absentee Mail	Absentee Office	Provisional
Mary E. Binegar	336	42.21%	92	140	103	1
Brendan P. Shea	460	57.79%	166	155	132	7
Overvotes	0		0	0	0	0
Undervotes	280		85	100	87	8

### For Justice of the Supreme Court (1-1)

Vote For 1



	TOTAL	VOTE %	Election Day	Absentee Mail	Absentee Office	Provisional
Sharon L. Kennedy	550	63.29%	182	203	160	5
John P. O'Donnell	319	36.71%	97	116	102	4
Overvotes	0		0	0	0	0
Undervotes	207		64	76	60	7



## 0016 - Jefferson Twp A


### For Justice of the Supreme Court (1-2)

Vote For 1

	TOTAL	VOTE %	Election Day	Absentee Mail	Absentee Office	Provisional
Jennifer Brunner	378	44.00% 	109	151	114	4
Judi French	481	56.00% 	164	162	149	6
Overvotes	0		0	0	0	0
Undervotes	217		70	82	59	6


### For Judge of the Court of Appeals (1-1) (12th District)

Vote For 1

	TOTAL	VOTE %	Election Day	Absentee Mail	Absentee Office	Provisional
Matthew Byrne	668	100.00% 	224	238	199	7
Overvotes	0		0	0	0	0
Undervotes	408		119	157	123	9


### For Judge of the Court of Appeals (2-9) (12th District)

Vote For 1

	TOTAL	VOTE %	Election Day	Absentee Mail	Absentee Office	Provisional
Robert A. Hendrickson	685	100.00% 	228	243	207	7
Overvotes	0		0	0	0	0
Undervotes	391		115	152	115	9



### For Judge of the Court of Common Pleas (Probate/Juvenile Division)

Vote For 1

	TOTAL	VOTE %	Election Day	Absentee Mail	Absentee Office	Provisional
Christopher J. Brown	733	100.00% 	243	263	220	7
Overvotes	0		0	0	0	0
Undervotes	343		100	132	102	9

### Madison County - Senior Citizens Center

Vote For 1

	TOTAL	VOTE %	Election Day	Absentee Mail	Absentee Office	Provisional
For the Tax Levy	682	67.19% 	196	283	195	8
Against the Tax Levy	333	32.81% 	126	92	110	5
Overvotes	0		0	0	0	0
Undervotes	61		21	20	17	3









## 0017 - Jefferson Township B

### Statistics

	TOTAL	Election Day	Absentee Mail	Absentee Office	Provisional
Registered Voters - Total	895				
Ballots Cast - Total	759	237	287	216	19
Voter Turnout - Total	84.80%				







#### For President and Vice President

Vote For 1

	TOTAL	VOTE %		Election Day	Absentee Mail	Absentee Office	Provisional
Dem Joseph R. Biden	231	30.56%		34	129	66	2
Howie Hawkins	5	0.66%		3	1	1	0
Lib Jo Jorgensen	2	0.26%		1	0	1	0
Rep Donald J. Trump	518	68.52%		199	155	147	17
Write-In Totals	0	0.00%		0	0	0	0
Write-In: ***Invalid	0	0.00%		0	0	0	0
Write-In: Carroll/Patel	0	0.00%		0	0	0	0
Not Assigned	0	0.00%		0	0	0	0
Overvotes	0			0	0	0	0
Undervotes	3			0	2	1	0



#### For Representative to Congress (15th District)

Vote For 1

	TOTAL	VOTE %		Election Day	Absentee Mail	Absentee Office	Provisional
Dem Joel Newby	187	25.13%		28	103	54	2
Rep Steve Stivers	557	74.87%		202	180	158	17
Write-In Totals	0	0.00%		0	0	0	0
Write-In: ***Invalid	0	0.00%		0	0	0	0
Write-In: Shane Ian Hoffman	0	0.00%		0	0	0	0
Not Assigned	0	0.00%		0	0	0	0
Overvotes	0			0	0	0	0
Undervotes	15			7	4	4	0

#### For State Senator (10th District)

Vote For 1

	TOTAL	VOTE %		Election Day	Absentee Mail	Absentee Office	Provisional
Dem Charles Ballard	203	27.66%		33	108	60	2
Rep Robert Hackett	531	72.34%		194	171	151	15
Overvotes	0			0	0	0	0
Undervotes	25			10	8	5	2

## 0017 - Jefferson Township B

### For State Representative (74th District)

Vote For 1

	TOTAL	VOTE %	Election Day	Absentee Mail	Absentee Office	Provisional
Rep Bill Dean	563	93.83%	200	182	166	15
Write-In Totals	37	6.17%	2	22	13	0
Write-In: Ted McClenen	31	5.17%	1	18	12	0
Write-In: ***Invalid	3	0.50%	1	2	0	0
Write-In: Michael Johnson	3	0.50%	0	2	1	0
Not Assigned	0	0.00%	0	0	0	0
Overvotes	0		0	0	0	0
Undervotes	159		35	83	37	4

### For County Commissioner (1-2)

Vote For 1

	TOTAL	VOTE %	Election Day	Absentee Mail	Absentee Office	Provisional
Rep Mark A. Forrest	573	100.00%	199	199	162	13
Overvotes	0		0	0	0	0
Undervotes	186		38	88	54	6

### For County Commissioner (1-3)

Vote For 1

	TOTAL	VOTE %	Election Day	Absentee Mail	Absentee Office	Provisional
Rep Chris Wallace	529	100.00%	187	175	155	12
Overvotes	0		0	0	0	0
Undervotes	230		50	112	61	7

### For Prosecuting Attorney

Vote For 1

	TOTAL	VOTE %	Election Day	Absentee Mail	Absentee Office	Provisional
Rep Nicholas Adkins	373	52.31%	133	111	119	10
Marla H. Farbacher	340	47.69%	98	157	80	5
Overvotes	1		1	0	0	0
Undervotes	45		5	19	17	4

### For Clerk of the Court of Common Pleas

Vote For 1

	TOTAL	VOTE %	Election Day	Absentee Mail	Absentee Office	Provisional
Rep Renae Ellen Zabloudil	564	100.00%	201	184	165	14
Overvotes	0		0	0	0	0
Undervotes	195		36	103	51	5

### For Sheriff

Vote For 1

	TOTAL	VOTE %	Election Day	Absentee Mail	Absentee Office	Provisional
Rep John R. Swaney	600	100.00%	213	201	169	17
Overvotes	0		0	0	0	0
Undervotes	159		24	86	47	2

## 0017 - Jefferson Township B

### For County Recorder

Vote For 1

	TOTAL	VOTE %	Election Day	Absentee Mail	Absentee Office	Provisional
Rep Charles E. Reed	570	100.00%	203	189	163	15
Overvotes	0		0	0	0	0
Undervotes	189		34	98	53	4

### For County Treasurer

Vote For 1

	TOTAL	VOTE %	Election Day	Absentee Mail	Absentee Office	Provisional
Rep Stacey L. McKenzie	570	100.00%	205	186	164	15
Overvotes	0		0	0	0	0
Undervotes	189		32	101	52	4

### For County Engineer

Vote For 1

	TOTAL	VOTE %	Election Day	Absentee Mail	Absentee Office	Provisional
Rep Bryan D. Dhume	576	100.00%	205	192	164	15
Overvotes	0		0	0	0	0
Undervotes	183		32	95	52	4

### For Coroner

Vote For 1

	TOTAL	VOTE %	Election Day	Absentee Mail	Absentee Office	Provisional
Rep James W. Kaehr	572	100.00%	207	189	162	14
Overvotes	0		0	0	0	0
Undervotes	187		30	98	54	5

### For Member of the State Board of Education 10th State Board of Education

Vote For 1

	TOTAL	VOTE %	Election Day	Absentee Mail	Absentee Office	Provisional
Mary E. Binegar	277	47.68%	72	123	77	5
Brendan P. Shea	304	52.32%	103	109	85	7
Overvotes	0		0	0	0	0
Undervotes	178		62	55	54	7

### For Justice of the Supreme Court (1-1)



Vote For 1

	TOTAL	VOTE %	Election Day	Absentee Mail	Absentee Office	Provisional
Sharon L. Kennedy	386	61.27%	128	142	106	10
John P. O'Donnell	244	38.73%	63	107	70	4
Overvotes	0		0	0	0	0
Undervotes	129		46	38	40	5

## 0017 - Jefferson Township B


### For Justice of the Supreme Court (1-2)

Vote For 1

	TOTAL	VOTE %	Election Day	Absentee Mail	Absentee Office	Provisional
Jennifer Brunner	311	49.05% 	85	121	97	8
Judi French	323	50.95% 	107	129	81	6
Overvotes	0		0	0	0	0
Undervotes	125		45	37	38	5


### For Judge of the Court of Appeals (1-1) (12th District)

Vote For 1

	TOTAL	VOTE %	Election Day	Absentee Mail	Absentee Office	Provisional
Matthew Byrne	481	100.00% 	173	162	135	11
Overvotes	0		0	0	0	0
Undervotes	278		64	125	81	8


### For Judge of the Court of Appeals (2-9) (12th District)

Vote For 1

	TOTAL	VOTE %	Election Day	Absentee Mail	Absentee Office	Provisional
Robert A. Hendrickson	478	100.00% 	166	163	138	11
Overvotes	0		0	0	0	0
Undervotes	281		71	124	78	8



### For Judge of the Court of Common Pleas (Probate/Juvenile Division)

Vote For 1

	TOTAL	VOTE %	Election Day	Absentee Mail	Absentee Office	Provisional
Christopher J. Brown	509	100.00% 	181	169	147	12
Overvotes	0		0	0	0	0
Undervotes	250		56	118	69	7

### Madison County - Senior Citizens Center

Vote For 1

	TOTAL	VOTE %	Election Day	Absentee Mail	Absentee Office	Provisional
For the Tax Levy	497	68.46% 	147	210	131	9
Against the Tax Levy	229	31.54% 	74	70	77	8
Overvotes	0		0	0	0	0
Undervotes	33		16	7	8	2









## 0018 - Paint/Range/Stokes

### Statistics

	TOTAL	Election Day	Absentee Mail	Absentee Office	Provisional
Registered Voters - Total	1,404				
Ballots Cast - Total	1,092	415	345	316	16
Voter Turnout - Total	77.78%				







#### For President and Vice President

Vote For 1

	TOTAL	VOTE %	Election Day	Absentee Mail	Absentee Office	Provisional
Dem Joseph R. Biden	202	18.62% 	35	114	52	1
Howie Hawkins	1	0.09% 	0	1	0	0
Lib Jo Jorgensen	11	1.01% 	1	7	2	1
Rep Donald J. Trump	871	80.28% 	378	218	261	14
Write-In Totals	0	0.00% 	0	0	0	0
Write-In: ***Invalid	0	0.00% 	0	0	0	0
Write-In: Carroll/Patel	0	0.00% 	0	0	0	0
Not Assigned	0	0.00% 	0	0	0	0
Overvotes	1		0	0	1	0
Undervotes	6		1	5	0	0



#### For Representative to Congress (15th District)

Vote For 1

	TOTAL	VOTE %	Election Day	Absentee Mail	Absentee Office	Provisional
Dem Joel Newby	161	15.15% 	23	96	40	2
Rep Steve Stivers	902	84.85% 	383	241	265	13
Write-In Totals	0	0.00% 	0	0	0	0
Write-In: ***Invalid	0	0.00% 	0	0	0	0
Write-In: Shane Ian Hoffman	0	0.00% 	0	0	0	0
Not Assigned	0	0.00% 	0	0	0	0
Overvotes	0		0	0	0	0
Undervotes	29		9	8	11	1

#### For State Senator (10th District)

Vote For 1

	TOTAL	VOTE %	Election Day	Absentee Mail	Absentee Office	Provisional
Dem Charles Ballard	176	16.84% 	32	100	42	2
Rep Robert Hackett	869	83.16% 	365	229	262	13
Overvotes	0		0	0	0	0
Undervotes	47		18	16	12	1

## 0018 - Paint/Range/Stokes

### For State Representative (74th District)

Vote For 1

	TOTAL	VOTE %	Election Day	Absentee Mail	Absentee Office	Provisional
Rep Bill Dean	873	95.93%	357	246	257	13
Write-In Totals	37	4.07%	3	27	7	0
Write-In: Ted McClenen	29	3.19%	0	23	6	0
Write-In: ***Invalid	6	0.66%	3	2	1	0
Write-In: Michael Johnson	2	0.22%	0	2	0	0
Not Assigned	0	0.00%	0	0	0	0
Overvotes	0		0	0	0	0
Undervotes	182		55	72	52	3

### For County Commissioner (1-2)

Vote For 1

	TOTAL	VOTE %	Election Day	Absentee Mail	Absentee Office	Provisional
Rep Mark A. Forrest	829	100.00%	341	248	228	12
Overvotes	0		0	0	0	0
Undervotes	263		74	97	88	4

### For County Commissioner (1-3)

Vote For 1

	TOTAL	VOTE %	Election Day	Absentee Mail	Absentee Office	Provisional
Rep Chris Wallace	793	100.00%	326	232	224	11
Overvotes	0		0	0	0	0
Undervotes	299		89	113	92	5

### For Prosecuting Attorney

Vote For 1

	TOTAL	VOTE %	Election Day	Absentee Mail	Absentee Office	Provisional
Rep Nicholas Adkins	728	71.09%	300	199	217	12
Marla H. Farbacher	296	28.91%	94	115	85	2
Overvotes	0		0	0	0	0
Undervotes	68		21	31	14	2

### For Clerk of the Court of Common Pleas

Vote For 1

	TOTAL	VOTE %	Election Day	Absentee Mail	Absentee Office	Provisional
Rep Renae Ellen Zabloudil	865	100.00%	348	256	249	12
Overvotes	0		0	0	0	0
Undervotes	227		67	89	67	4

### For Sheriff

Vote For 1

	TOTAL	VOTE %	Election Day	Absentee Mail	Absentee Office	Provisional
Rep John R. Swaney	909	100.00%	366	268	264	11
Overvotes	0		0	0	0	0
Undervotes	183		49	77	52	5

## 0018 - Paint/Range/Stokes

### For County Recorder

Vote For 1

	TOTAL	VOTE %	Election Day	Absentee Mail	Absentee Office	Provisional
Rep Charles E. Reed	875	100.00%	352	262	251	10
Overvotes	0		0	0	0	0
Undervotes	217		63	83	65	6

### For County Treasurer

Vote For 1

	TOTAL	VOTE %	Election Day	Absentee Mail	Absentee Office	Provisional
Rep Stacey L. McKenzie	867	100.00%	351	257	249	10
Overvotes	0		0	0	0	0
Undervotes	225		64	88	67	6

### For County Engineer

Vote For 1

	TOTAL	VOTE %	Election Day	Absentee Mail	Absentee Office	Provisional
Rep Bryan D. Dhume	872	100.00%	357	255	249	11
Overvotes	0		0	0	0	0
Undervotes	220		58	90	67	5

### For Coroner

Vote For 1

	TOTAL	VOTE %	Election Day	Absentee Mail	Absentee Office	Provisional
Rep James W. Kaehr	883	100.00%	353	265	255	10
Overvotes	0		0	0	0	0
Undervotes	209		62	80	61	6

### For Member of the State Board of Education 10th State Board of Education

Vote For 1

	TOTAL	VOTE %	Election Day	Absentee Mail	Absentee Office	Provisional
Mary E. Binegar	371	43.60%	128	134	103	6
Brendan P. Shea	480	56.40%	184	149	142	5
Overvotes	0		0	0	0	0
Undervotes	241		103	62	71	5

### For Justice of the Supreme Court (1-1)

Vote For 1



	TOTAL	VOTE %	Election Day	Absentee Mail	Absentee Office	Provisional
Sharon L. Kennedy	580	63.39%	206	191	178	5
John P. O'Donnell	335	36.61%	131	112	85	7
Overvotes	0		0	0	0	0
Undervotes	177		78	42	53	4



## 0018 - Paint/Range/Stokes


### For Justice of the Supreme Court (1-2)

Vote For 1

	TOTAL	VOTE %	Election Day	Absentee Mail	Absentee Office	Provisional
Jennifer Brunner	399	44.24% 	136	135	121	7
Judi French	503	55.76% 	196	161	141	5
Overvotes	0		0	0	0	0
Undervotes	190		83	49	54	4


### For Judge of the Court of Appeals (1-1) (12th District)

Vote For 1

	TOTAL	VOTE %	Election Day	Absentee Mail	Absentee Office	Provisional
Matthew Byrne	753	100.00% 	295	233	215	10
Overvotes	0		0	0	0	0
Undervotes	339		120	112	101	6


### For Judge of the Court of Appeals (2-9) (12th District)

Vote For 1

	TOTAL	VOTE %	Election Day	Absentee Mail	Absentee Office	Provisional
Robert A. Hendrickson	736	100.00% 	288	229	209	10
Overvotes	0		0	0	0	0
Undervotes	356		127	116	107	6



### For Judge of the Court of Common Pleas (Probate/Juvenile Division)

Vote For 1

	TOTAL	VOTE %	Election Day	Absentee Mail	Absentee Office	Provisional
Christopher J. Brown	837	100.00% 	331	258	237	11
Overvotes	0		0	0	0	0
Undervotes	255		84	87	79	5



### Paint Township - Current Expenses

Vote For 1

	TOTAL	VOTE %	Election Day	Absentee Mail	Absentee Office	Provisional
For the Tax Levy	211	70.81% 	82	84	43	2
Against the Tax Levy	87	29.19% 	35	24	26	2
Overvotes	1		1	0	0	0
Undervotes	19		7	7	5	0

### Range Township - Cemeteries



Vote For 1

	TOTAL	VOTE %	Election Day	Absentee Mail	Absentee Office	Provisional
For the Tax Levy	360	78.09% 	134	134	86	6
Against the Tax Levy	101	21.91% 	44	19	35	3
Overvotes	0		0	0	0	0
Undervotes	40		14	2	22	2

## 0018 - Paint/Range/Stokes



### Stokes Township - Fire

Vote For 1

	TOTAL	VOTE %	Election Day	Absentee Mail	Absentee Office	Provisional
For the Tax Levy	187	73.05% 	70	59	58	0
Against the Tax Levy	69	26.95% 	25	14	29	1
Overvotes	0		0	0	0	0
Undervotes	17		3	2	12	0

### Madison County - Senior Citizens Center

Vote For 1

	TOTAL	VOTE %	Election Day	Absentee Mail	Absentee Office	Provisional
For the Tax Levy	718	70.60% 	261	266	184	7
Against the Tax Levy	299	29.40% 	134	67	91	7
Overvotes	0		0	0	0	0
Undervotes	75		20	12	41	2









## 0019 - Mt. Sterling

### Statistics

	TOTAL	Election Day	Absentee Mail	Absentee Office	Provisional
Registered Voters - Total	1,100				
Ballots Cast - Total	779	491	173	89	26
Voter Turnout - Total	70.82%				







#### For President and Vice President

Vote For 1

	TOTAL	VOTE %	Election Day	Absentee Mail	Absentee Office	Provisional
Dem Joseph R. Biden	180	23.20% 	75	80	21	4
Howie Hawkins	1	0.13% 	0	1	0	0
Lib Jo Jorgensen	11	1.42% 	7	4	0	0
Rep Donald J. Trump	584	75.26% 	406	88	68	22
Write-In Totals	0	0.00% 	0	0	0	0
Write-In: ***Invalid	0	0.00% 	0	0	0	0
Write-In: Carroll/Patel	0	0.00% 	0	0	0	0
Not Assigned	0	0.00% 	0	0	0	0
Overvotes	0		0	0	0	0
Undervotes	3		3	0	0	0



#### For Representative to Congress (15th District)

Vote For 1

	TOTAL	VOTE %	Election Day	Absentee Mail	Absentee Office	Provisional
Dem Joel Newby	155	20.45% 	67	66	19	3
Rep Steve Stivers	603	79.55% 	413	103	67	20
Write-In Totals	0	0.00% 	0	0	0	0
Write-In: ***Invalid	0	0.00% 	0	0	0	0
Write-In: Shane Ian Hoffman	0	0.00% 	0	0	0	0
Not Assigned	0	0.00% 	0	0	0	0
Overvotes	0		0	0	0	0
Undervotes	21		11	4	3	3

#### For State Senator (10th District)

Vote For 1

	TOTAL	VOTE %	Election Day	Absentee Mail	Absentee Office	Provisional
Dem Charles Ballard	160	21.62% 	69	69	19	3
Rep Robert Hackett	580	78.38% 	402	93	65	20
Overvotes	0		0	0	0	0
Undervotes	39		20	11	5	3

## 0019 - Mt. Sterling

### For State Representative (74th District)

Vote For 1

	TOTAL	VOTE %	Election Day	Absentee Mail	Absentee Office	Provisional
Rep Bill Dean	607	95.59%	411	106	68	22
Write-In Totals	28	4.41%	10	17	1	0
Write-In: Ted McClenen	15	2.36%	2	12	1	0
Write-In: ***Invalid	11	1.73%	8	3	0	0
Write-In: Michael Johnson	2	0.32%	0	2	0	0
Not Assigned	0	0.00%	0	0	0	0
Overvotes	0		0	0	0	0
Undervotes	144		70	50	20	4

### For County Commissioner (1-2)

Vote For 1

	TOTAL	VOTE %	Election Day	Absentee Mail	Absentee Office	Provisional
Rep Mark A. Forrest	566	100.00%	374	106	67	19
Overvotes	0		0	0	0	0
Undervotes	213		117	67	22	7

### For County Commissioner (1-3)

Vote For 1

	TOTAL	VOTE %	Election Day	Absentee Mail	Absentee Office	Provisional
Rep Chris Wallace	543	100.00%	367	99	61	16
Overvotes	0		0	0	0	0
Undervotes	236		124	74	28	10

### For Prosecuting Attorney

Vote For 1

	TOTAL	VOTE %	Election Day	Absentee Mail	Absentee Office	Provisional
Rep Nicholas Adkins	526	75.25%	359	87	61	19
Marla H. Farbacher	173	24.75%	84	66	19	4
Overvotes	0		0	0	0	0
Undervotes	80		48	20	9	3

### For Clerk of the Court of Common Pleas

Vote For 1

	TOTAL	VOTE %	Election Day	Absentee Mail	Absentee Office	Provisional
Rep Renae Ellen Zabloudil	612	100.00%	406	118	70	18
Overvotes	0		0	0	0	0
Undervotes	167		85	55	19	8

### For Sheriff

Vote For 1

	TOTAL	VOTE %	Election Day	Absentee Mail	Absentee Office	Provisional
Rep John R. Swaney	614	100.00%	408	115	70	21
Overvotes	0		0	0	0	0
Undervotes	165		83	58	19	5

## 0019 - Mt. Sterling

### For County Recorder

Vote For 1

	TOTAL	VOTE %	Election Day	Absentee Mail	Absentee Office	Provisional
Rep Charles E. Reed	603	100.00%	400	115	67	21
Overvotes	0		0	0	0	0
Undervotes	176		91	58	22	5

### For County Treasurer

Vote For 1

	TOTAL	VOTE %	Election Day	Absentee Mail	Absentee Office	Provisional
Rep Stacey L. McKenzie	611	100.00%	405	115	71	20
Overvotes	0		0	0	0	0
Undervotes	168		86	58	18	6

### For County Engineer

Vote For 1

	TOTAL	VOTE %	Election Day	Absentee Mail	Absentee Office	Provisional
Rep Bryan D. Dhume	616	100.00%	409	116	70	21
Overvotes	0		0	0	0	0
Undervotes	163		82	57	19	5

### For Coroner

Vote For 1

	TOTAL	VOTE %	Election Day	Absentee Mail	Absentee Office	Provisional
Rep James W. Kaehr	607	100.00%	407	112	68	20
Overvotes	0		0	0	0	0
Undervotes	172		84	61	21	6

### For Member of the State Board of Education 10th State Board of Education

Vote For 1

	TOTAL	VOTE %	Election Day	Absentee Mail	Absentee Office	Provisional
Mary E. Binegar	327	53.34%	208	76	34	9
Brendan P. Shea	286	46.66%	182	59	35	10
Overvotes	0		0	0	0	0
Undervotes	166		101	38	20	7

### For Justice of the Supreme Court (1-1)



Vote For 1

	TOTAL	VOTE %	Election Day	Absentee Mail	Absentee Office	Provisional
Sharon L. Kennedy	419	65.37%	286	73	46	14
John P. O'Donnell	222	34.63%	128	63	25	6
Overvotes	1		1	0	0	0
Undervotes	137		76	37	18	6

## 0019 - Mt. Sterling


### For Justice of the Supreme Court (1-2)

Vote For 1

	TOTAL	VOTE %	Election Day	Absentee Mail	Absentee Office	Provisional
Jennifer Brunner	323	51.43% 	201	80	33	9
Judi French	305	48.57% 	201	57	37	10
Overvotes	0		0	0	0	0
Undervotes	151		89	36	19	7


### For Judge of the Court of Appeals (1-1) (12th District)

Vote For 1

	TOTAL	VOTE %	Election Day	Absentee Mail	Absentee Office	Provisional
Matthew Byrne	517	100.00% 	351	95	55	16
Overvotes	0		0	0	0	0
Undervotes	262		140	78	34	10


### For Judge of the Court of Appeals (2-9) (12th District)

Vote For 1

	TOTAL	VOTE %	Election Day	Absentee Mail	Absentee Office	Provisional
Robert A. Hendrickson	511	100.00% 	346	93	56	16
Overvotes	0		0	0	0	0
Undervotes	268		145	80	33	10



### For Judge of the Court of Common Pleas (Probate/Juvenile Division)

Vote For 1

	TOTAL	VOTE %	Election Day	Absentee Mail	Absentee Office	Provisional
Christopher J. Brown	568	100.00% 	369	117	62	20
Overvotes	0		0	0	0	0
Undervotes	211		122	56	27	6



### Local Option - Hammer Time Pub, LLC - Weekday

Vote For 1

	TOTAL	VOTE %	Election Day	Absentee Mail	Absentee Office	Provisional
For the Tax Levy	543	72.59% 	361	106	57	19
Against the Tax Levy	205	27.41% 	109	63	27	6
Overvotes	0		0	0	0	0
Undervotes	31		21	4	5	1

### Local Option - Hammer Time Pub, LLC - Sunday

Vote For 1



	TOTAL	VOTE %	Election Day	Absentee Mail	Absentee Office	Provisional
Yes	502	67.29% 	341	90	55	16
No	244	32.71% 	129	77	29	9
Overvotes	0		0	0	0	0
Undervotes	33		21	6	5	1

## 0019 - Mt. Sterling

---

### Madison County - Senior Citizens Center

Vote For 1

	TOTAL	VOTE %		Election Day	Absentee Mail	Absentee Office	Provisional
For the Tax Levy	424	57.07%		257	105	50	12
Against the Tax Levy	319	42.93%		208	62	35	14
Overvotes	0			0	0	0	0
Undervotes	36			26	6	4	0

**0020 - Oak Run**

**Statistics**

	TOTAL	Election Day	Absentee Mail	Absentee Office	Provisional
Registered Voters - Total	389				
Ballots Cast - Total	322	75	87	157	3
Voter Turnout - Total	82.78%				

**For President and Vice President**

Vote For 1

	TOTAL	VOTE %		Election Day	Absentee Mail	Absentee Office	Provisional
Dem Joseph R. Biden	75	23.51%		4	40	31	0
Howie Hawkins	1	0.31%		0	0	1	0
Lib Jo Jorgensen	2	0.63%		0	1	1	0
Rep Donald J. Trump	241	75.55%		69	45	124	3
Write-In Totals	0	0.00%		0	0	0	0
Write-In: ***Invalid	0	0.00%		0	0	0	0
Write-In: Carroll/Patel	0	0.00%		0	0	0	0
Not Assigned	0	0.00%		0	0	0	0
Overvotes	0			0	0	0	0
Undervotes	3			2	1	0	0

**For Representative to Congress (15th District)**

Vote For 1

	TOTAL	VOTE %		Election Day	Absentee Mail	Absentee Office	Provisional
Dem Joel Newby	57	18.21%		2	28	27	0
Rep Steve Stivers	256	81.79%		73	54	127	2
Write-In Totals	0	0.00%		0	0	0	0
Write-In: ***Invalid	0	0.00%		0	0	0	0
Write-In: Shane Ian Hoffman	0	0.00%		0	0	0	0
Not Assigned	0	0.00%		0	0	0	0
Overvotes	0			0	0	0	0
Undervotes	9			0	5	3	1

**For State Senator (10th District)**

Vote For 1

	TOTAL	VOTE %		Election Day	Absentee Mail	Absentee Office	Provisional
Dem Charles Ballard	64	20.71%		6	30	28	0
Rep Robert Hackett	245	79.29%		67	53	123	2
Overvotes	0			0	0	0	0
Undervotes	13			2	4	6	1



## 0020 - Oak Run

### For State Representative (74th District)

Vote For 1

	TOTAL	VOTE %	Election Day	Absentee Mail	Absentee Office	Provisional
Rep Bill Dean	247	97.24%	69	58	118	2
Write-In Totals	7	2.76%	0	5	2	0
Write-In: Ted McClenen	5	1.97%	0	4	1	0
Write-In: ***Invalid	1	0.39%	0	0	1	0
Write-In: Michael Johnson	1	0.39%	0	1	0	0
Not Assigned	0	0.00%	0	0	0	0
Overvotes	0		0	0	0	0
Undervotes	68		6	24	37	1

### For County Commissioner (1-2)

Vote For 1

	TOTAL	VOTE %	Election Day	Absentee Mail	Absentee Office	Provisional
Rep Mark A. Forrest	230	100.00%	62	56	110	2
Overvotes	0		0	0	0	0
Undervotes	92		13	31	47	1

### For County Commissioner (1-3)

Vote For 1

	TOTAL	VOTE %	Election Day	Absentee Mail	Absentee Office	Provisional
Rep Chris Wallace	221	100.00%	59	58	102	2
Overvotes	0		0	0	0	0
Undervotes	101		16	29	55	1

### For Prosecuting Attorney

Vote For 1

	TOTAL	VOTE %	Election Day	Absentee Mail	Absentee Office	Provisional
Rep Nicholas Adkins	197	67.01%	58	45	92	2
Marla H. Farbacher	97	32.99%	12	30	55	0
Overvotes	0		0	0	0	0
Undervotes	28		5	12	10	1

### For Clerk of the Court of Common Pleas

Vote For 1

	TOTAL	VOTE %	Election Day	Absentee Mail	Absentee Office	Provisional
Rep Renae Ellen Zabloudil	241	100.00%	61	57	121	2
Overvotes	0		0	0	0	0
Undervotes	81		14	30	36	1

### For Sheriff

Vote For 1

	TOTAL	VOTE %	Election Day	Absentee Mail	Absentee Office	Provisional
Rep John R. Swaney	251	100.00%	69	57	123	2
Overvotes	0		0	0	0	0
Undervotes	71		6	30	34	1

## 0020 - Oak Run

### For County Recorder

Vote For 1

	TOTAL	VOTE %	Election Day	Absentee Mail	Absentee Office	Provisional
Rep Charles E. Reed	248	100.00%	64	58	124	2
Overvotes	0		0	0	0	0
Undervotes	74		11	29	33	1

### For County Treasurer

Vote For 1

	TOTAL	VOTE %	Election Day	Absentee Mail	Absentee Office	Provisional
Rep Stacey L. McKenzie	247	100.00%	65	58	122	2
Overvotes	0		0	0	0	0
Undervotes	75		10	29	35	1

### For County Engineer

Vote For 1

	TOTAL	VOTE %	Election Day	Absentee Mail	Absentee Office	Provisional
Rep Bryan D. Dhume	243	100.00%	62	57	122	2
Overvotes	0		0	0	0	0
Undervotes	79		13	30	35	1

### For Coroner

Vote For 1

	TOTAL	VOTE %	Election Day	Absentee Mail	Absentee Office	Provisional
Rep James W. Kaehr	249	100.00%	65	57	125	2
Overvotes	0		0	0	0	0
Undervotes	73		10	30	32	1

### For Member of the State Board of Education 10th State Board of Education

Vote For 1

	TOTAL	VOTE %	Election Day	Absentee Mail	Absentee Office	Provisional
Mary E. Binegar	84	36.05%	17	28	39	0
Brendan P. Shea	149	63.95%	34	38	75	2
Overvotes	0		0	0	0	0
Undervotes	89		24	21	43	1

### For Justice of the Supreme Court (1-1)



Vote For 1

	TOTAL	VOTE %	Election Day	Absentee Mail	Absentee Office	Provisional
Sharon L. Kennedy	150	58.37%	37	44	68	1
John P. O'Donnell	107	41.63%	20	30	56	1
Overvotes	0		0	0	0	0
Undervotes	65		18	13	33	1

**0020 - Oak Run**


**For Justice of the Supreme Court (1-2)**

Vote For 1

	TOTAL	VOTE %	Election Day	Absentee Mail	Absentee Office	Provisional
Jennifer Brunner	102	41.13% 	22	35	44	1
Judi French	146	58.87% 	33	35	77	1
Overvotes	0		0	0	0	0
Undervotes	74		20	17	36	1


**For Judge of the Court of Appeals (1-1) (12th District)**

Vote For 1

	TOTAL	VOTE %	Election Day	Absentee Mail	Absentee Office	Provisional
Matthew Byrne	199	100.00% 	53	52	92	2
Overvotes	0		0	0	0	0
Undervotes	123		22	35	65	1


**For Judge of the Court of Appeals (2-9) (12th District)**

Vote For 1

	TOTAL	VOTE %	Election Day	Absentee Mail	Absentee Office	Provisional
Robert A. Hendrickson	194	100.00% 	52	49	91	2
Overvotes	0		0	0	0	0
Undervotes	128		23	38	66	1



**For Judge of the Court of Common Pleas (Probate/Juvenile Division)**

Vote For 1

	TOTAL	VOTE %	Election Day	Absentee Mail	Absentee Office	Provisional
Christopher J. Brown	224	100.00% 	58	58	106	2
Overvotes	0		0	0	0	0
Undervotes	98		17	29	51	1

**Madison County - Senior Citizens Center**

Vote For 1

	TOTAL	VOTE %	Election Day	Absentee Mail	Absentee Office	Provisional
For the Tax Levy	215	72.15% 	35	64	114	2
Against the Tax Levy	83	27.85% 	35	19	29	0
Overvotes	0		0	0	0	0
Undervotes	24		5	4	14	1









## 0021 - Pleasant

### Statistics

	TOTAL	Election Day	Absentee Mail	Absentee Office	Provisional
Registered Voters - Total	892				
Ballots Cast - Total	715	348	231	117	19
Voter Turnout - Total	80.16%				







#### For President and Vice President

Vote For 1

	TOTAL	VOTE %	Election Day	Absentee Mail	Absentee Office	Provisional
Dem Joseph R. Biden	146	20.51% 	31	94	19	2
Howie Hawkins	1	0.14% 	0	1	0	0
Lib Jo Jorgensen	7	0.98% 	1	5	1	0
Rep Donald J. Trump	557	78.23% 	316	127	97	17
Write-In Totals	1	0.14% 	0	1	0	0
Write-In: ***Invalid	1	0.14% 	0	1	0	0
Write-In: Carroll/Patel	0	0.00% 	0	0	0	0
Not Assigned	0	0.00% 	0	0	0	0
Overvotes	0		0	0	0	0
Undervotes	3		0	3	0	0



#### For Representative to Congress (15th District)

Vote For 1

	TOTAL	VOTE %	Election Day	Absentee Mail	Absentee Office	Provisional
Dem Joel Newby	118	17.15% 	26	72	18	2
Rep Steve Stivers	568	82.56% 	310	149	95	14
Write-In Totals	2	0.29% 	1	1	0	0
Write-In: ***Invalid	2	0.29% 	1	1	0	0
Write-In: Shane Ian Hoffman	0	0.00% 	0	0	0	0
Not Assigned	0	0.00% 	0	0	0	0
Overvotes	0		0	0	0	0
Undervotes	27		11	9	4	3

#### For State Senator (10th District)

Vote For 1

	TOTAL	VOTE %	Election Day	Absentee Mail	Absentee Office	Provisional
Dem Charles Ballard	126	18.61% 	28	77	20	1
Rep Robert Hackett	551	81.39% 	305	142	91	13
Overvotes	0		0	0	0	0
Undervotes	38		15	12	6	5

## 0021 - Pleasant

### For State Representative (74th District)

Vote For 1

	TOTAL	VOTE %	Election Day	Absentee Mail	Absentee Office	Provisional
Rep Bill Dean	575	96.96%	301	168	94	12
Write-In Totals	18	3.04%	3	12	3	0
Write-In: Ted McClenen	13	2.19%	1	9	3	0
Write-In: Michael Johnson	4	0.67%	1	3	0	0
Write-In: ***Invalid	1	0.17%	1	0	0	0
Not Assigned	0	0.00%	0	0	0	0
Overvotes	0		0	0	0	0
Undervotes	122		44	51	20	7

### For County Commissioner (1-2)

Vote For 1

	TOTAL	VOTE %	Election Day	Absentee Mail	Absentee Office	Provisional
Rep Mark A. Forrest	532	100.00%	267	167	86	12
Overvotes	0		0	0	0	0
Undervotes	183		81	64	31	7

### For County Commissioner (1-3)

Vote For 1

	TOTAL	VOTE %	Election Day	Absentee Mail	Absentee Office	Provisional
Rep Chris Wallace	526	100.00%	271	161	82	12
Overvotes	0		0	0	0	0
Undervotes	189		77	70	35	7

### For Prosecuting Attorney

Vote For 1

	TOTAL	VOTE %	Election Day	Absentee Mail	Absentee Office	Provisional
Rep Nicholas Adkins	514	78.00%	279	134	91	10
Marla H. Farbacher	145	22.00%	49	75	18	3
Overvotes	0		0	0	0	0
Undervotes	56		20	22	8	6

### For Clerk of the Court of Common Pleas

Vote For 1

	TOTAL	VOTE %	Election Day	Absentee Mail	Absentee Office	Provisional
Rep Renae Ellen Zabloudil	574	100.00%	298	173	90	13
Overvotes	0		0	0	0	0
Undervotes	141		50	58	27	6

### For Sheriff

Vote For 1

	TOTAL	VOTE %	Election Day	Absentee Mail	Absentee Office	Provisional
Rep John R. Swaney	576	100.00%	297	173	93	13
Overvotes	0		0	0	0	0
Undervotes	139		51	58	24	6

## 0021 - Pleasant

### For County Recorder

Vote For 1

	TOTAL	VOTE %	Election Day	Absentee Mail	Absentee Office	Provisional
Rep Charles E. Reed	552	100.00%	284	169	86	13
Overvotes	0		0	0	0	0
Undervotes	163		64	62	31	6

### For County Treasurer

Vote For 1

	TOTAL	VOTE %	Election Day	Absentee Mail	Absentee Office	Provisional
Rep Stacey L. McKenzie	562	100.00%	289	170	91	12
Overvotes	0		0	0	0	0
Undervotes	153		59	61	26	7

### For County Engineer

Vote For 1

	TOTAL	VOTE %	Election Day	Absentee Mail	Absentee Office	Provisional
Rep Bryan D. Dhume	567	100.00%	293	174	88	12
Overvotes	0		0	0	0	0
Undervotes	148		55	57	29	7

### For Coroner

Vote For 1

	TOTAL	VOTE %	Election Day	Absentee Mail	Absentee Office	Provisional
Rep James W. Kaehr	567	100.00%	293	173	89	12
Overvotes	0		0	0	0	0
Undervotes	148		55	58	28	7

### For Member of the State Board of Education 10th State Board of Education

Vote For 1

	TOTAL	VOTE %	Election Day	Absentee Mail	Absentee Office	Provisional
Mary E. Binegar	261	47.80%	109	105	43	4
Brendan P. Shea	285	52.20%	148	87	45	5
Overvotes	1		1	0	0	0
Undervotes	168		90	39	29	10

### For Justice of the Supreme Court (1-1)



Vote For 1

	TOTAL	VOTE %	Election Day	Absentee Mail	Absentee Office	Provisional
Sharon L. Kennedy	386	65.76%	189	119	70	8
John P. O'Donnell	201	34.24%	97	79	24	1
Overvotes	1		1	0	0	0
Undervotes	127		61	33	23	10

## 0021 - Pleasant


### For Justice of the Supreme Court (1-2)

Vote For 1

	TOTAL	VOTE %	Election Day	Absentee Mail	Absentee Office	Provisional
Jennifer Brunner	285	48.63% 	128	108	43	6
Judi French	301	51.37% 	155	91	52	3
Overvotes	0		0	0	0	0
Undervotes	129		65	32	22	10


### For Judge of the Court of Appeals (1-1) (12th District)

Vote For 1

	TOTAL	VOTE %	Election Day	Absentee Mail	Absentee Office	Provisional
Matthew Byrne	488	100.00% 	240	164	75	9
Overvotes	0		0	0	0	0
Undervotes	227		108	67	42	10


### For Judge of the Court of Appeals (2-9) (12th District)

Vote For 1

	TOTAL	VOTE %	Election Day	Absentee Mail	Absentee Office	Provisional
Robert A. Hendrickson	489	100.00% 	238	165	77	9
Overvotes	0		0	0	0	0
Undervotes	226		110	66	40	10



### For Judge of the Court of Common Pleas (Probate/Juvenile Division)

Vote For 1

	TOTAL	VOTE %	Election Day	Absentee Mail	Absentee Office	Provisional
Christopher J. Brown	521	100.00% 	257	173	83	8
Overvotes	0		0	0	0	0
Undervotes	194		91	58	34	11



### Westfall Local School District

Vote For 1

	TOTAL	VOTE %	Election Day	Absentee Mail	Absentee Office	Provisional
For the Bond Issue	2	100.00% 	0	2	0	0
Against the Bond Issue	0	0.00% 	0	0	0	0
Overvotes	0		0	0	0	0
Undervotes	0		0	0	0	0

### Madison County - Senior Citizens Center

Vote For 1

	TOTAL	VOTE %	Election Day	Absentee Mail	Absentee Office	Provisional
For the Tax Levy	418	61.29% 	193	152	64	9
Against the Tax Levy	264	38.71% 	141	68	49	6
Overvotes	0		0	0	0	0
Undervotes	33		14	11	4	4

## 0022 - Choctaw Lake East

### Statistics

	TOTAL	Election Day	Absentee Mail	Absentee Office	Provisional
Registered Voters - Total	757				
Ballots Cast - Total	642	281	170	182	9
Voter Turnout - Total	84.81%				

#### For President and Vice President

Vote For 1

	TOTAL	VOTE %	Election Day	Absentee Mail	Absentee Office	Provisional
Dem Joseph R. Biden	152	23.82%	45	61	46	0
Howie Hawkins	0	0.00%	0	0	0	0
Lib Jo Jorgensen	14	2.19%	8	4	2	0
Rep Donald J. Trump	471	73.82%	225	104	133	9
Write-In Totals	1	0.16%	1	0	0	0
Write-In: ***Invalid	1	0.16%	1	0	0	0
Write-In: Carroll/Patel	0	0.00%	0	0	0	0
Not Assigned	0	0.00%	0	0	0	0
Overvotes	0		0	0	0	0
Undervotes	4		2	1	1	0

#### For Representative to Congress (15th District)

Vote For 1

	TOTAL	VOTE %	Election Day	Absentee Mail	Absentee Office	Provisional
Dem Joel Newby	141	22.24%	42	58	41	0
Rep Steve Stivers	492	77.60%	237	108	139	8
Write-In Totals	1	0.16%	1	0	0	0
Write-In: ***Invalid	1	0.16%	1	0	0	0
Write-In: Shane Ian Hoffman	0	0.00%	0	0	0	0
Not Assigned	0	0.00%	0	0	0	0
Overvotes	0		0	0	0	0
Undervotes	8		1	4	2	1

#### For State Senator (10th District)

Vote For 1

	TOTAL	VOTE %	Election Day	Absentee Mail	Absentee Office	Provisional
Dem Charles Ballard	126	20.06%	36	50	40	0
Rep Robert Hackett	502	79.94%	241	113	140	8
Overvotes	0		0	0	0	0
Undervotes	14		4	7	2	1



## 0022 - Choctaw Lake East

### For State Representative (74th District)

Vote For 1

	TOTAL	VOTE %	Election Day	Absentee Mail	Absentee Office	Provisional
Rep Bill Dean	503	95.63%	240	111	144	8
Write-In Totals	23	4.37%	4	10	9	0
Write-In: Ted McClenen	18	3.42%	2	9	7	0
Write-In: ***Invalid	4	0.76%	2	1	1	0
Write-In: Michael Johnson	1	0.19%	0	0	1	0
Not Assigned	0	0.00%	0	0	0	0
Overvotes	0		0	0	0	0
Undervotes	116		37	49	29	1

### For County Commissioner (1-2)

Vote For 1

	TOTAL	VOTE %	Election Day	Absentee Mail	Absentee Office	Provisional
Rep Mark A. Forrest	469	100.00%	223	102	136	8
Overvotes	0		0	0	0	0
Undervotes	173		58	68	46	1

### For County Commissioner (1-3)

Vote For 1

	TOTAL	VOTE %	Election Day	Absentee Mail	Absentee Office	Provisional
Rep Chris Wallace	475	100.00%	219	108	141	7
Overvotes	0		0	0	0	0
Undervotes	167		62	62	41	2

### For Prosecuting Attorney

Vote For 1

	TOTAL	VOTE %	Election Day	Absentee Mail	Absentee Office	Provisional
Rep Nicholas Adkins	425	72.65%	203	87	127	8
Marla H. Farbacher	160	27.35%	56	59	44	1
Overvotes	0		0	0	0	0
Undervotes	57		22	24	11	0

### For Clerk of the Court of Common Pleas

Vote For 1

	TOTAL	VOTE %	Election Day	Absentee Mail	Absentee Office	Provisional
Rep Renae Ellen Zabloudil	495	100.00%	227	112	148	8
Overvotes	0		0	0	0	0
Undervotes	147		54	58	34	1

### For Sheriff

Vote For 1

	TOTAL	VOTE %	Election Day	Absentee Mail	Absentee Office	Provisional
Rep John R. Swaney	511	100.00%	234	115	154	8
Overvotes	0		0	0	0	0
Undervotes	131		47	55	28	1

## 0022 - Choctaw Lake East

### For County Recorder

Vote For 1

	TOTAL	VOTE %	Election Day	Absentee Mail	Absentee Office	Provisional
Rep Charles E. Reed	494	100.00%	231	112	144	7
Overvotes	0		0	0	0	0
Undervotes	148		50	58	38	2

### For County Treasurer

Vote For 1

	TOTAL	VOTE %	Election Day	Absentee Mail	Absentee Office	Provisional
Rep Stacey L. McKenzie	498	100.00%	231	112	148	7
Overvotes	0		0	0	0	0
Undervotes	144		50	58	34	2

### For County Engineer

Vote For 1

	TOTAL	VOTE %	Election Day	Absentee Mail	Absentee Office	Provisional
Rep Bryan D. Dhume	500	100.00%	231	115	146	8
Overvotes	0		0	0	0	0
Undervotes	142		50	55	36	1

### For Coroner

Vote For 1

	TOTAL	VOTE %	Election Day	Absentee Mail	Absentee Office	Provisional
Rep James W. Kaehr	511	100.00%	237	118	149	7
Overvotes	0		0	0	0	0
Undervotes	131		44	52	33	2

### For Member of the State Board of Education 10th State Board of Education

Vote For 1

	TOTAL	VOTE %	Election Day	Absentee Mail	Absentee Office	Provisional
Mary E. Binegar	212	41.73%	86	57	66	3
Brendan P. Shea	296	58.27%	139	82	73	2
Overvotes	0		0	0	0	0
Undervotes	134		56	31	43	4

### For Justice of the Supreme Court (1-1)



Vote For 1

	TOTAL	VOTE %	Election Day	Absentee Mail	Absentee Office	Provisional
Sharon L. Kennedy	347	65.47%	146	102	98	1
John P. O'Donnell	183	34.53%	82	41	56	4
Overvotes	0		0	0	0	0
Undervotes	112		53	27	28	4

## 0022 - Choctaw Lake East


### For Justice of the Supreme Court (1-2)

Vote For 1

	TOTAL	VOTE %	Election Day	Absentee Mail	Absentee Office	Provisional
Jennifer Brunner	227	42.99% 	95	58	72	2
Judi French	301	57.01% 	132	88	78	3
Overvotes	0		0	0	0	0
Undervotes	114		54	24	32	4


### For Judge of the Court of Appeals (1-1) (12th District)

Vote For 1

	TOTAL	VOTE %	Election Day	Absentee Mail	Absentee Office	Provisional
Matthew Byrne	432	100.00% 	209	94	125	4
Overvotes	0		0	0	0	0
Undervotes	210		72	76	57	5


### For Judge of the Court of Appeals (2-9) (12th District)

Vote For 1

	TOTAL	VOTE %	Election Day	Absentee Mail	Absentee Office	Provisional
Robert A. Hendrickson	430	100.00% 	207	95	123	5
Overvotes	0		0	0	0	0
Undervotes	212		74	75	59	4



### For Judge of the Court of Common Pleas (Probate/Juvenile Division)

Vote For 1

	TOTAL	VOTE %	Election Day	Absentee Mail	Absentee Office	Provisional
Christopher J. Brown	455	100.00% 	211	106	132	6
Overvotes	0		0	0	0	0
Undervotes	187		70	64	50	3

### Madison County - Senior Citizens Center

Vote For 1

	TOTAL	VOTE %	Election Day	Absentee Mail	Absentee Office	Provisional
For the Tax Levy	431	69.18% 	187	114	127	3
Against the Tax Levy	192	30.82% 	87	49	51	5
Overvotes	0		0	0	0	0
Undervotes	19		7	7	4	1

## 0023 - Choctaw Lake West

### Statistics

	TOTAL	Election Day	Absentee Mail	Absentee Office	Provisional
Registered Voters - Total	908				
Ballots Cast - Total	782	315	197	254	16
Voter Turnout - Total	86.12%				

#### For President and Vice President

Vote For 1

	TOTAL	VOTE %	Election Day	Absentee Mail	Absentee Office	Provisional
Dem Joseph R. Biden	277	35.56%	59	117	100	1
Howie Hawkins	0	0.00%	0	0	0	0
Lib Jo Jorgensen	7	0.90%	3	1	3	0
Rep Donald J. Trump	491	63.03%	252	73	151	15
Write-In Totals	4	0.51%	0	4	0	0
Write-In: ***Invalid	4	0.51%	0	4	0	0
Write-In: Carroll/Patel	0	0.00%	0	0	0	0
Not Assigned	0	0.00%	0	0	0	0
Overvotes	0		0	0	0	0
Undervotes	3		1	2	0	0

#### For Representative to Congress (15th District)

Vote For 1

	TOTAL	VOTE %	Election Day	Absentee Mail	Absentee Office	Provisional
Dem Joel Newby	207	27.24%	40	87	79	1
Rep Steve Stivers	552	72.63%	267	102	168	15
Write-In Totals	1	0.13%	0	1	0	0
Write-In: ***Invalid	1	0.13%	0	1	0	0
Write-In: Shane Ian Hoffman	0	0.00%	0	0	0	0
Not Assigned	0	0.00%	0	0	0	0
Overvotes	0		0	0	0	0
Undervotes	22		8	7	7	0

#### For State Senator (10th District)

Vote For 1

	TOTAL	VOTE %	Election Day	Absentee Mail	Absentee Office	Provisional
Dem Charles Ballard	217	28.48%	45	88	83	1
Rep Robert Hackett	545	71.52%	262	104	164	15
Overvotes	0		0	0	0	0
Undervotes	20		8	5	7	0

## 0023 - Choctaw Lake West

### For State Representative (74th District)

Vote For 1

	TOTAL	VOTE %	Election Day	Absentee Mail	Absentee Office	Provisional
Rep Bill Dean	539	93.25%	257	108	163	11
Write-In Totals	39	6.75%	6	20	13	0
Write-In: Ted McClenen	24	4.15%	3	14	7	0
Write-In: ***Invalid	14	2.42%	2	6	6	0
Write-In: Michael Johnson	1	0.17%	1	0	0	0
Not Assigned	0	0.00%	0	0	0	0
Overvotes	0		0	0	0	0
Undervotes	204		52	69	78	5

### For County Commissioner (1-2)

Vote For 1

	TOTAL	VOTE %	Election Day	Absentee Mail	Absentee Office	Provisional
Rep Mark A. Forrest	514	100.00%	230	111	161	12
Overvotes	0		0	0	0	0
Undervotes	268		85	86	93	4

### For County Commissioner (1-3)

Vote For 1

	TOTAL	VOTE %	Election Day	Absentee Mail	Absentee Office	Provisional
Rep Chris Wallace	506	100.00%	235	110	149	12
Overvotes	0		0	0	0	0
Undervotes	276		80	87	105	4

### For Prosecuting Attorney

Vote For 1

	TOTAL	VOTE %	Election Day	Absentee Mail	Absentee Office	Provisional
Rep Nicholas Adkins	456	65.14%	231	79	135	11
Marla H. Farbacher	244	34.86%	57	88	96	3
Overvotes	0		0	0	0	0
Undervotes	82		27	30	23	2

### For Clerk of the Court of Common Pleas

Vote For 1

	TOTAL	VOTE %	Election Day	Absentee Mail	Absentee Office	Provisional
Rep Renae Ellen Zabloudil	541	100.00%	252	118	160	11
Overvotes	0		0	0	0	0
Undervotes	241		63	79	94	5

### For Sheriff

Vote For 1

	TOTAL	VOTE %	Election Day	Absentee Mail	Absentee Office	Provisional
Rep John R. Swaney	561	100.00%	261	118	170	12
Overvotes	0		0	0	0	0
Undervotes	221		54	79	84	4

## 0023 - Choctaw Lake West

### For County Recorder

Vote For 1

	TOTAL	VOTE %	Election Day	Absentee Mail	Absentee Office	Provisional
Rep Charles E. Reed	540	100.00%	243	114	171	12
Overvotes	0		0	0	0	0
Undervotes	242		72	83	83	4

### For County Treasurer

Vote For 1

	TOTAL	VOTE %	Election Day	Absentee Mail	Absentee Office	Provisional
Rep Stacey L. McKenzie	537	100.00%	244	113	168	12
Overvotes	0		0	0	0	0
Undervotes	245		71	84	86	4

### For County Engineer

Vote For 1

	TOTAL	VOTE %	Election Day	Absentee Mail	Absentee Office	Provisional
Rep Bryan D. Dhume	544	100.00%	249	115	168	12
Overvotes	0		0	0	0	0
Undervotes	238		66	82	86	4

### For Coroner

Vote For 1

	TOTAL	VOTE %	Election Day	Absentee Mail	Absentee Office	Provisional
Rep James W. Kaehr	557	100.00%	252	122	171	12
Overvotes	0		0	0	0	0
Undervotes	225		63	75	83	4

### For Member of the State Board of Education 10th State Board of Education

Vote For 1

	TOTAL	VOTE %	Election Day	Absentee Mail	Absentee Office	Provisional
Mary E. Binegar	295	50.69%	100	98	94	3
Brendan P. Shea	287	49.31%	126	58	98	5
Overvotes	0		0	0	0	0
Undervotes	200		89	41	62	8

### For Justice of the Supreme Court (1-1)



Vote For 1

	TOTAL	VOTE %	Election Day	Absentee Mail	Absentee Office	Provisional
Sharon L. Kennedy	402	64.22%	178	93	125	6
John P. O'Donnell	224	35.78%	76	65	81	2
Overvotes	0		0	0	0	0
Undervotes	156		61	39	48	8

## 0023 - Choctaw Lake West


### For Justice of the Supreme Court (1-2)

Vote For 1

	TOTAL	VOTE %	Election Day	Absentee Mail	Absentee Office	Provisional
Jennifer Brunner	302	48.32% 	113	82	103	4
Judi French	323	51.68% 	136	76	106	5
Overvotes	0		0	0	0	0
Undervotes	157		66	39	45	7


### For Judge of the Court of Appeals (1-1) (12th District)

Vote For 1

	TOTAL	VOTE %	Election Day	Absentee Mail	Absentee Office	Provisional
Matthew Byrne	473	100.00% 	211	107	146	9
Overvotes	0		0	0	0	0
Undervotes	309		104	90	108	7


### For Judge of the Court of Appeals (2-9) (12th District)

Vote For 1

	TOTAL	VOTE %	Election Day	Absentee Mail	Absentee Office	Provisional
Robert A. Hendrickson	475	100.00% 	211	105	151	8
Overvotes	0		0	0	0	0
Undervotes	307		104	92	103	8



### For Judge of the Court of Common Pleas (Probate/Juvenile Division)

Vote For 1

	TOTAL	VOTE %	Election Day	Absentee Mail	Absentee Office	Provisional
Christopher J. Brown	491	100.00% 	215	116	150	10
Overvotes	0		0	0	0	0
Undervotes	291		100	81	104	6

### Madison County - Senior Citizens Center

Vote For 1

	TOTAL	VOTE %	Election Day	Absentee Mail	Absentee Office	Provisional
For the Tax Levy	537	71.31% 	210	153	163	11
Against the Tax Levy	216	28.69% 	92	40	79	5
Overvotes	0		0	0	0	0
Undervotes	29		13	4	12	0









## 0024 - Somerford

### Statistics

	TOTAL	Election Day	Absentee Mail	Absentee Office	Provisional
Registered Voters - Total	779				
Ballots Cast - Total	639	224	186	215	14
Voter Turnout - Total	82.03%				







#### For President and Vice President

Vote For 1

	TOTAL	VOTE %		Election Day	Absentee Mail	Absentee Office	Provisional
Dem Joseph R. Biden	143	22.41%		33	62	44	4
Howie Hawkins	2	0.31%		2	0	0	0
Lib Jo Jorgensen	9	1.41%		3	5	1	0
Rep Donald J. Trump	484	75.86%		186	118	170	10
Write-In Totals	0	0.00%		0	0	0	0
Write-In: ***Invalid	0	0.00%		0	0	0	0
Write-In: Carroll/Patel	0	0.00%		0	0	0	0
Not Assigned	0	0.00%		0	0	0	0
Overvotes	0			0	0	0	0
Undervotes	1			0	1	0	0



#### For Representative to Congress (15th District)

Vote For 1

	TOTAL	VOTE %		Election Day	Absentee Mail	Absentee Office	Provisional
Dem Joel Newby	102	16.40%		21	45	34	2
Rep Steve Stivers	520	83.60%		197	135	176	12
Write-In Totals	0	0.00%		0	0	0	0
Write-In: ***Invalid	0	0.00%		0	0	0	0
Write-In: Shane Ian Hoffman	0	0.00%		0	0	0	0
Not Assigned	0	0.00%		0	0	0	0
Overvotes	0			0	0	0	0
Undervotes	17			6	6	5	0

#### For State Senator (10th District)

Vote For 1

	TOTAL	VOTE %		Election Day	Absentee Mail	Absentee Office	Provisional
Dem Charles Ballard	102	16.59%		28	42	30	2
Rep Robert Hackett	513	83.41%		189	133	180	11
Overvotes	0			0	0	0	0
Undervotes	24			7	11	5	1



## 0024 - Somerford

### For State Representative (74th District)

Vote For 1

	TOTAL	VOTE %	Election Day	Absentee Mail	Absentee Office	Provisional
Rep Bill Dean	490	97.42%	183	133	165	9
Write-In Totals	13	2.58%	4	3	5	1
Write-In: Ted McClenen	8	1.59%	2	2	4	0
Write-In: ***Invalid	5	0.99%	2	1	1	1
Write-In: Michael Johnson	0	0.00%	0	0	0	0
Not Assigned	0	0.00%	0	0	0	0
Overvotes	0		0	0	0	0
Undervotes	136		37	50	45	4

### For County Commissioner (1-2)

Vote For 1

	TOTAL	VOTE %	Election Day	Absentee Mail	Absentee Office	Provisional
Rep Mark A. Forrest	463	100.00%	171	124	160	8
Overvotes	0		0	0	0	0
Undervotes	176		53	62	55	6

### For County Commissioner (1-3)

Vote For 1

	TOTAL	VOTE %	Election Day	Absentee Mail	Absentee Office	Provisional
Rep Chris Wallace	427	100.00%	161	118	140	8
Overvotes	0		0	0	0	0
Undervotes	212		63	68	75	6

### For Prosecuting Attorney

Vote For 1

	TOTAL	VOTE %	Election Day	Absentee Mail	Absentee Office	Provisional
Rep Nicholas Adkins	412	70.43%	147	106	149	10
Marla H. Farbacher	173	29.57%	61	59	50	3
Overvotes	0		0	0	0	0
Undervotes	54		16	21	16	1

### For Clerk of the Court of Common Pleas

Vote For 1

	TOTAL	VOTE %	Election Day	Absentee Mail	Absentee Office	Provisional
Rep Renae Ellen Zabloudil	479	100.00%	177	132	162	8
Overvotes	0		0	0	0	0
Undervotes	160		47	54	53	6

### For Sheriff

Vote For 1

	TOTAL	VOTE %	Election Day	Absentee Mail	Absentee Office	Provisional
Rep John R. Swaney	499	100.00%	188	130	170	11
Overvotes	0		0	0	0	0
Undervotes	140		36	56	45	3

## 0024 - Somerford

### For County Recorder

Vote For 1

	TOTAL	VOTE %	Election Day	Absentee Mail	Absentee Office	Provisional
Rep Charles E. Reed	480	100.00%	178	129	164	9
Overvotes	0		0	0	0	0
Undervotes	159		46	57	51	5

### For County Treasurer

Vote For 1

	TOTAL	VOTE %	Election Day	Absentee Mail	Absentee Office	Provisional
Rep Stacey L. McKenzie	474	100.00%	173	130	163	8
Overvotes	0		0	0	0	0
Undervotes	165		51	56	52	6

### For County Engineer

Vote For 1

	TOTAL	VOTE %	Election Day	Absentee Mail	Absentee Office	Provisional
Rep Bryan D. Dhume	484	100.00%	180	133	163	8
Overvotes	0		0	0	0	0
Undervotes	155		44	53	52	6

### For Coroner

Vote For 1

	TOTAL	VOTE %	Election Day	Absentee Mail	Absentee Office	Provisional
Rep James W. Kaehr	482	100.00%	177	133	164	8
Overvotes	0		0	0	0	0
Undervotes	157		47	53	51	6

### For Member of the State Board of Education 10th State Board of Education

Vote For 1

	TOTAL	VOTE %	Election Day	Absentee Mail	Absentee Office	Provisional
Mary E. Binegar	169	35.65%	60	57	49	3
Brendan P. Shea	305	64.35%	101	91	104	9
Overvotes	0		0	0	0	0
Undervotes	165		63	38	62	2

### For Justice of the Supreme Court (1-1)



Vote For 1

	TOTAL	VOTE %	Election Day	Absentee Mail	Absentee Office	Provisional
Sharon L. Kennedy	315	61.76%	110	88	111	6
John P. O'Donnell	195	38.24%	65	64	61	5
Overvotes	0		0	0	0	0
Undervotes	129		49	34	43	3

## 0024 - Somerford


### For Justice of the Supreme Court (1-2)

Vote For 1

	TOTAL	VOTE %	Election Day	Absentee Mail	Absentee Office	Provisional
Jennifer Brunner	200	39.84% 	68	61	66	5
Judi French	302	60.16% 	104	91	101	6
Overvotes	0		0	0	0	0
Undervotes	137		52	34	48	3


### For Judge of the Court of Appeals (1-1) (12th District)

Vote For 1

	TOTAL	VOTE %	Election Day	Absentee Mail	Absentee Office	Provisional
Matthew Byrne	401	100.00% 	145	118	130	8
Overvotes	0		0	0	0	0
Undervotes	238		79	68	85	6


### For Judge of the Court of Appeals (2-9) (12th District)

Vote For 1

	TOTAL	VOTE %	Election Day	Absentee Mail	Absentee Office	Provisional
Robert A. Hendrickson	402	100.00% 	144	120	130	8
Overvotes	0		0	0	0	0
Undervotes	237		80	66	85	6



### For Judge of the Court of Common Pleas (Probate/Juvenile Division)

Vote For 1

	TOTAL	VOTE %	Election Day	Absentee Mail	Absentee Office	Provisional
Christopher J. Brown	442	100.00% 	158	129	147	8
Overvotes	0		0	0	0	0
Undervotes	197		66	57	68	6

### Madison County - Senior Citizens Center

Vote For 1

	TOTAL	VOTE %	Election Day	Absentee Mail	Absentee Office	Provisional
For the Tax Levy	413	67.93% 	141	130	136	6
Against the Tax Levy	195	32.07% 	72	48	69	6
Overvotes	0		0	0	0	0
Undervotes	31		11	8	10	2