

Summary Results Report with Group Detail  
2020 General Election  
November 3, 2020

**Statistics**

TOTAL

Election Day Precincts Reporting	24 of 24
Registered Voters - Total	25,827
Ballots Cast - Total	19,984
Voter Turnout - Total	77.38%

Summary Results Report with Group Detail  
 2020 General Election  
 November 3, 2020

**For President and Vice President**

Vote For 1

	TOTAL	VOTE %	
Dem Joseph R. Biden	5,698	28.65%	
Howie Hawkins	46	0.23%	
Lib Jo Jorgensen	269	1.35%	
Rep Donald J. Trump	13,835	69.57%	
Write-In Totals	39	0.20%	
Write-In: ***Invalid	32	0.16%	
Write-In: Carroll/Patel	7	0.04%	
Not Assigned	0	0.00%	
Overvotes	5		
Undervotes	93		

**For Representative to Congress (15th District)**

Vote For 1

	TOTAL	VOTE %	
Dem Joel Newby	4,537	23.42%	
Rep Steve Stivers	14,811	76.45%	
Write-In Totals	26	0.13%	
Write-In: ***Invalid	14	0.07%	
Write-In: Shane Ian Hoffman	12	0.06%	
Not Assigned	0	0.00%	
Overvotes	1		
Undervotes	610		

**For State Senator (10th District)**

Vote For 1

	TOTAL	VOTE %	
Dem Charles Ballard	4,744	24.87%	
Rep Robert Hackett	14,334	75.13%	
Overvotes	1		
Undervotes	905		

**For State Representative (74th District)**

Vote For 1

	TOTAL	VOTE %	
Rep Bill Dean	15,151	96.15%	
Write-In Totals	606	3.85%	
Write-In: Ted McClenen	417	2.65%	
Write-In: ***Invalid	151	0.96%	
Write-In: Michael Johnson	38	0.24%	
Not Assigned	0	0.00%	
Overvotes	0		
Undervotes	4,226		

Summary Results Report with Group Detail  
 2020 General Election  
 November 3, 2020

**For County Commissioner (1-2)**

Vote For 1

	TOTAL	VOTE %	
Rep Mark A. Forrest	14,559	100.00%	
Overvotes	0		
Undervotes	5,424		



**For County Commissioner (1-3)**

Vote For 1

	TOTAL	VOTE %	
Rep Chris Wallace	13,858	100.00%	
Overvotes	0		
Undervotes	6,124		

**For Prosecuting Attorney**

Vote For 1

	TOTAL	VOTE %	
Rep Nicholas Adkins	11,976	66.21%	
Marla H. Farbacher	6,112	33.79%	
Overvotes	2		
Undervotes	1,893		


**For Clerk of the Court of Common Pleas**

Vote For 1

	TOTAL	VOTE %	
Rep Renae Ellen Zablouil	15,020	100.00%	
Overvotes	0		
Undervotes	4,962		


**For Sheriff**

Vote For 1

	TOTAL	VOTE %	
Rep John R. Swaney	15,610	100.00%	
Overvotes	0		
Undervotes	4,372		


**For County Recorder**

Vote For 1

	TOTAL	VOTE %	
Rep Charles E. Reed	15,209	100.00%	
Overvotes	0		
Undervotes	4,773		

**For County Treasurer**


Vote For 1

	TOTAL	VOTE %	
Rep Stacey L. McKenzie	15,059	100.00%	
Overvotes	0		
Undervotes	4,923		

Summary Results Report with Group Detail  
 2020 General Election  
 November 3, 2020


**For County Engineer**

Vote For 1

	TOTAL	VOTE %	
Rep Bryan D. Dhume	15,123	100.00%	
Overvotes	0		
Undervotes	4,859		

**For Coroner**

Vote For 1

	TOTAL	VOTE %	
Rep James W. Kaehr	15,254	100.00%	
Overvotes	0		
Undervotes	4,728		



**For Member of the State Board of Education 10th State Board of Education**

Vote For 1

	TOTAL	VOTE %	
Mary E. Binegar	6,854	45.68%	
Brendan P. Shea	8,151	54.32%	
Overvotes	1		
Undervotes	4,975		


**For Justice of the Supreme Court (1-1)**

Vote For 1

	TOTAL	VOTE %	
Sharon L. Kennedy	10,295	63.63%	
John P. O'Donnell	5,884	36.37%	
Overvotes	2		
Undervotes	3,800		

**For Justice of the Supreme Court (1-2)**

Vote For 1

	TOTAL	VOTE %	
Jennifer Brunner	7,466	46.85%	
Judi French	8,469	53.15%	
Overvotes	3		
Undervotes	4,043		

**For Judge of the Court of Appeals (1-1) (12th District)**

Vote For 1

	TOTAL	VOTE %	
Matthew Byrne	12,862	100.00%	
Overvotes	0		
Undervotes	7,118		

**For Judge of the Court of Appeals (2-9) (12th District)**

Vote For 1

	TOTAL	VOTE %	
Robert A. Hendrickson	12,732	100.00%	
Overvotes	0		
Undervotes	7,248		

Summary Results Report with Group Detail  
 2020 General Election  
 November 3, 2020



**For Judge of the Court of Common Pleas (Probate/Juvenile Division)**

Vote For 1

	TOTAL	VOTE %	
Christopher J. Brown	13,882	100.00%	
Overvotes	0		
Undervotes	6,098		



**Local Option - Hammer Time Pub, LLC - Weekday**

Vote For 1

	TOTAL	VOTE %	
For the Tax Levy	543	72.59%	
Against the Tax Levy	205	27.41%	
Overvotes	0		
Undervotes	31		



**Local Option - Hammer Time Pub, LLC - Sunday**

Vote For 1

	TOTAL	VOTE %	
Yes	502	67.29%	
No	244	32.71%	
Overvotes	0		
Undervotes	33		



**Paint Township - Current Expenses**

Vote For 1

	TOTAL	VOTE %	
For the Tax Levy	211	70.81%	
Against the Tax Levy	87	29.19%	
Overvotes	1		
Undervotes	19		



**Darby Township - Cemetery**

Vote For 1

	TOTAL	VOTE %	
For the Tax Levy	1,454	66.15%	
Against the Tax Levy	744	33.85%	
Overvotes	1		
Undervotes	202		

**Range Township - Cemeteries**



Vote For 1

	TOTAL	VOTE %	
For the Tax Levy	360	78.09%	
Against the Tax Levy	101	21.91%	
Overvotes	0		
Undervotes	40		

Summary Results Report with Group Detail  
 2020 General Election  
 November 3, 2020



**Stokes Township - Fire**

Vote For 1

	TOTAL	VOTE %	
For the Tax Levy	187	73.05%	
Against the Tax Levy	69	26.95%	
Overvotes	0		
Undervotes	17		



**Fairbanks Local School District**

Vote For 1

	TOTAL	VOTE %	
FOR THE TAX	157	60.62%	
AGAINST THE TAX	102	39.38%	
Overvotes	0		
Undervotes	24		

**Westfall Local School District**

Vote For 1

	TOTAL	VOTE %	
For the Bond Issue	2	100.00%	
Against the Bond Issue	0	0.00%	
Overvotes	0		
Undervotes	0		

**Madison County - Senior Citizens Center**

Vote For 1

	TOTAL	VOTE %	
For the Tax Levy	12,785	67.82%	
Against the Tax Levy	6,067	32.18%	
Overvotes	0		
Undervotes	1,132		