

Summary Results Report  
2021 General Election  
November 2, 2021

**Statistics**



TOTAL

Election Day Precincts Reporting	24 of 24
Registered Voters - Total	25,847
Ballots Cast - Total	9,228
Voter Turnout - Total	35.70%

Summary Results Report  
 2021 General Election  
 November 2, 2021


**For Representative to Congress (15th District)**

Vote For 1

	TOTAL	VOTE %	
Rep Mike Carey	6,535	72.73%	
Dem Allison Russo	2,450	27.27%	
Overvotes	1		
Undervotes	242		
Precincts Reporting	24 of 24		


**For President of Council City of London**

Vote For 1

	TOTAL	VOTE %	
Rep Henry Comer	1,198	100.00%	
Overvotes	0		
Undervotes	454		
Precincts Reporting	5 of 5		


**For Auditor (UTE 12-31-23) City of London**

Vote For 1

	TOTAL	VOTE %	
Rep Kenna Combs	1,143	100.00%	
Overvotes	0		
Undervotes	509		
Precincts Reporting	5 of 5		









**For Treasurer City of London**

Vote For 1

	TOTAL	VOTE %	
Rep Sue Mosier	1,191	100.00%	
Overvotes	0		
Undervotes	461		
Precincts Reporting	5 of 5		

**For Member of Council at Large City of London**


Vote For 3

	TOTAL	VOTE %	
Gregory S. Eades	755	21.73%	
Rep Joshua E. Peters	1,050	30.22%	
Brenda S. Russell	754	21.70%	
Rep John J. Stahl	825	23.74%	
Write-In Totals	91	2.62%	
Write-In: Carla S. Blazer	80	2.30%	
Write-In: (Invalid)	11	0.32%	
Not Assigned	0	0.00%	
Overvotes	0		
Undervotes	1,481		
Precincts Reporting	5 of 5		

Summary Results Report  
 2021 General Election  
 November 2, 2021


**For Member of Council - London (1st Ward)**

Vote For 1

	TOTAL	VOTE %	
Rep Andrew A. Hitt	380	100.00%	
Overvotes	0		
Undervotes	170		
Precincts Reporting	2 of 2		


**For Member of Council - London (2nd Ward)**

Vote For 1

	TOTAL	VOTE %	
Rep Richard M. Hays	363	100.00%	
Overvotes	0		
Undervotes	167		
Precincts Reporting	1 of 1		

**For Member of Council - London (3rd Ward)**

Vote For 1

	TOTAL	VOTE %	
Rep David Anthony Smith	97	100.00%	
Overvotes	0		
Undervotes	67		
Precincts Reporting	1 of 1		


**For Member of Council (4th Ward)**

Vote For 1

	TOTAL	VOTE %	
Rep Bryan Robinson	276	100.00%	
Overvotes	0		
Undervotes	132		
Precincts Reporting	1 of 1		







**For Member of Council Midway Village**

Vote For 4

	TOTAL	VOTE %	
Peg Brown	49	100.00%	
Overvotes	0		
Undervotes	175		
Precincts Reporting	1 of 1		

**For Member of Council Mt. Sterling Village**


Vote For 4

	TOTAL	VOTE %	
Shawnee Corbin	150	15.69%	
Andrew Drake	179	18.72%	
Craig Hix	133	13.91%	
Robert Longcoy	164	17.15%	
Becky Martin	158	16.53%	
William D. Tilley	172	17.99%	
Overvotes	4		
Undervotes	480		
Precincts Reporting	1 of 1		

Summary Results Report  
 2021 General Election  
 November 2, 2021




**For Mayor (UTE 12-31-23) Plain City Village**

Vote For 1

	TOTAL	VOTE %	
Jody Carney	743	100.00%	
Overvotes	0		
Undervotes	177		
Precincts Reporting	2 of 2		






**For Member of Council Plain City Village**

Vote For 1

	TOTAL	VOTE %	
Sherry L. Heineman	250	32.18%	
Rochelle L. Pellegrine	178	22.91%	
James R. Sintz	349	44.92%	
Overvotes	6		
Undervotes	137		
Precincts Reporting	2 of 2		

**For Member of Council Plain City Village**

Vote For 3

	TOTAL	VOTE %	
Jim Eudaily	435	20.90%	
Kerri Ferguson	395	18.98%	
Lauren DeCamp Giaimo	353	16.96%	
Tyler F. Harriman	373	17.92%	
Michael Steven Terry	525	25.23%	
Overvotes	0		
Undervotes	679		
Precincts Reporting	2 of 2		



**For Member of Council South Solon Village**

Vote For 4

	TOTAL	VOTE %	
No Valid Petitions Filed	0		
Overvotes	0		
Undervotes	132		
Precincts Reporting	1 of 1		

**For Member of Council - West Jefferson (1st Ward)**


Vote For 1

	TOTAL	VOTE %	
Samantha Cahill	149	67.12%	
Jim King	73	32.88%	
Overvotes	0		
Undervotes	19		
Precincts Reporting	1 of 1		

Summary Results Report  
 2021 General Election  
 November 2, 2021


**For Member of Council - West Jefferson (2nd Ward)**

Vote For 1

	TOTAL	VOTE %	
Linda Hall	187	100.00%	
Overvotes	0		
Undervotes	94		
Precincts Reporting	1 of 1		


**For Member of Council - West Jefferson (3rd Ward)**

Vote For 1

	TOTAL	VOTE %	
Jennifer Warner	141	100.00%	
Overvotes	0		
Undervotes	69		
Precincts Reporting	1 of 1		



**For Member of Council - West Jefferson (4th Ward)**

Vote For 1

	TOTAL	VOTE %	
Howard S. Wade, Jr.	125	100.00%	
Overvotes	0		
Undervotes	53		
Precincts Reporting	1 of 1		



**For Township Trustees Canaan Township**

Vote For 2

	TOTAL	VOTE %	
Mark A. Ishmael	234	38.49%	
Don Whitmer	374	61.51%	
Overvotes	0		
Undervotes	448		
Precincts Reporting	1 of 1		

**For Township Trustees Darby Township**

Vote For 2

	TOTAL	VOTE %	
Klaas R. Friesen	646	49.54%	
Myron Mast	658	50.46%	
Overvotes	0		
Undervotes	1,016		
Precincts Reporting	3 of 3		

Summary Results Report  
 2021 General Election  
 November 2, 2021

**For Township Trustees Deercreek Township**

Vote For 2

	TOTAL	VOTE %	
Robert J. Turvy, Jr.	162	89.50%	
Write-In Totals	19	10.50%	
Write-In: Charles Raymond Peters III	13	7.18%	
Write-In: (Invalid)	6	3.31%	
Not Assigned	0	0.00%	
Overvotes	0		
Undervotes	255		
Precincts Reporting	1 of 1		

**For Township Trustees Fairfield Township**

Vote For 2

	TOTAL	VOTE %	
Steve R. Denes	230	47.92%	
Jeff Marshall	250	52.08%	
Overvotes	0		
Undervotes	290		
Precincts Reporting	1 of 1		

**For Township Trustees Jefferson Township**

Vote For 2

	TOTAL	VOTE %	
Leon Creamer	783	26.85%	
Jon Forrest	1,087	37.28%	
Steve Rohner	1,046	35.87%	
Overvotes	2		
Undervotes	980		
Precincts Reporting	4 of 4		

**For Township Trustees Monroe Township**

Vote For 2

	TOTAL	VOTE %	
Philip A. Adelsberger	175	38.98%	
Tony Frey	190	42.32%	
Jeremy S. Straley	84	18.71%	
Overvotes	0		
Undervotes	149		
Precincts Reporting	1 of 1		

**For Township Trustees Oak Run Township**


Vote For 2

	TOTAL	VOTE %	
Charles Farmer	113	52.80%	
Kelley Manns	101	47.20%	
Overvotes	0		
Undervotes	90		
Precincts Reporting	1 of 1		

Summary Results Report  
 2021 General Election  
 November 2, 2021



**For Township Trustees Pike Township**

Vote For 2

	TOTAL	VOTE %	
Michael K. Boerger	84	100.00%	
Overvotes	0		
Undervotes	92		
Precincts Reporting	1 of 1		



**For Township Trustees Pleasant Township**

Vote For 2

	TOTAL	VOTE %	
Darrell Champer	368	47.61%	
Brian Wilson Hampton	405	52.39%	
Overvotes	0		
Undervotes	707		
Precincts Reporting	2 of 2		


**For Township Trustee (UTE 12-31-23) Pleasant Township**

Vote For 1

	TOTAL	VOTE %	
Mark A. Harden	381	62.77%	
Timothy J. Phillips	226	37.23%	
Overvotes	2		
Undervotes	131		
Precincts Reporting	2 of 2		



**For Township Fiscal Officer (UTE 3-31-24) Pleasant Township**

Vote For 1

	TOTAL	VOTE %	
Katheryn I. Endres	567	100.00%	
Overvotes	0		
Undervotes	173		
Precincts Reporting	2 of 2		

**For Township Trustees Paint Township**

Vote For 2

	TOTAL	VOTE %	
Philip C. Eades	126	56.76%	
Jeff Kimbler	96	43.24%	
Overvotes	0		
Undervotes	142		
Precincts Reporting	1 of 1		

**For Township Fiscal Officer (UTE 3-31-24) Paint Township**








Vote For 1

	TOTAL	VOTE %	
Valerie Eades	135	100.00%	
Overvotes	0		
Undervotes	47		
Precincts Reporting	1 of 1		

Summary Results Report  
 2021 General Election  
 November 2, 2021





**For Township Trustees Range Township**

Vote For 2

	TOTAL	VOTE %	
Dennis K. Marshall	233	63.84%	
Write-In Totals	132	36.16%	
Write-In: Joel Daniel Call	52	14.25%	
Write-In: David A. Junk	45	12.33%	
Write-In: John E. Griffith	29	7.95%	
Write-In: (Invalid)	6	1.64%	
Not Assigned	0	0.00%	
Overvotes	4		
Undervotes	197		
Precincts Reporting	1 of 1		



**For Township Trustees Somerford Township**

Vote For 2

	TOTAL	VOTE %	
Randy Boyce	513	25.23%	
Bill Laney	417	20.51%	
Keith D. O'Connor	539	26.51%	
Ernie Sparks	564	27.74%	
Overvotes	0		
Undervotes	263		
Precincts Reporting	3 of 3		



**For Township Trustees Stokes Township**

Vote For 2

	TOTAL	VOTE %	
Linton Ray Kelley	63	47.73%	
Jim Noble	69	52.27%	
Overvotes	0		
Undervotes	62		
Precincts Reporting	1 of 1		


**For Township Trustees Union Township**

Vote For 2

	TOTAL	VOTE %	
Gary L. Bogenrife	217	52.67%	
Mike Sullivan	195	47.33%	
Overvotes	0		
Undervotes	282		
Precincts Reporting	1 of 1		

**For Member of Governing Board of Educational Service Center at Large Madison-Champaign ESC**


Vote For 1

	TOTAL	VOTE %	
Karen Allen Fowler	3,354	100.00%	
Overvotes	0		
Undervotes	2,669		
Precincts Reporting	17 of 17		




**For Member of Governing Board of Educational Service Center Madison-Champaign ESC**

Vote For 1

	TOTAL	VOTE %	
Sharon Kaye Shoaf	3,344	100.00%	
Overvotes	0		
Undervotes	2,679		
Precincts Reporting	17 of 17		


**For Member of Governing Board of Educational Service Center (UTE 12-31-23) Madison-Champaign ESC**

Vote For 1

	TOTAL	VOTE %	
Kimberly S. Crumley	3,270	100.00%	
Overvotes	0		
Undervotes	2,753		
Precincts Reporting	17 of 17		

**For Member of Governing Board of Educational Service Center Central Ohio ESC - Del/Un Subdistrict**

Vote For 1

	TOTAL	VOTE %	
Susan Kish-Hetterscheidt	10	100.00%	
Overvotes	0		
Undervotes	6		
Precincts Reporting	1 of 1		





**For Member of Governing Board of Educational Service Center Southern Ohio ESC - Subdistrict #4**

Vote For 1

	TOTAL	VOTE %	
No Valid Petition Filed	0		
Overvotes	0		
Undervotes	12		
Precincts Reporting	2 of 2		

**For Member of Governing Board of Educational Service Center Pickaway ESC**

Vote For 3

	TOTAL	VOTE %	
Dan Litzinger	1	33.33%	
Jeanine Leist McDowell	1	33.33%	
Bethany L. Reid	1	33.33%	
Dale Thomas	0	0.00%	
Overvotes	0		
Undervotes	3		
Precincts Reporting	1 of 1		

**For Member of Governing Board of Educational Service Center (UTE 12-31-23) Pickaway ESC**

Vote For 1

	TOTAL	VOTE %	
No Valid Petition Filed	0		
Overvotes	0		
Undervotes	2		
Precincts Reporting	1 of 1		

Summary Results Report  
 2021 General Election  
 November 2, 2021

**For Member of Board of Education Fairbanks Local School District**

Vote For 3

	TOTAL	VOTE %	
Angie Bouic	69	27.82%	
Eric Hall	36	14.52%	
Derek Nicol	73	29.44%	
Brian Phelps	70	28.23%	
Overvotes	0		
Undervotes	64		
Precincts Reporting	2 of 2		

**For Member of Board of Education Jefferson Local School District**

Vote For 2

	TOTAL	VOTE %	
Tabatha Bowman	680	21.41%	
Whitney Duemmel	1,053	33.15%	
Erica Fortune	637	20.06%	
Addie G. Newman	806	25.38%	
Overvotes	2		
Undervotes	662		
Precincts Reporting	4 of 4		

**For Member of Board of Education Jonathan Alder Local School District**

Vote For 2

	TOTAL	VOTE %	
Mary Jo Boyd	561	15.42%	
Erica Detweiler	1,203	33.06%	
Shannon R. Foust	750	20.61%	
Sonia T. Walker	1,125	30.92%	
Overvotes	6		
Undervotes	383		
Precincts Reporting	8 of 8		

**For Member of Board of Education London City School District**

Vote For 3

	TOTAL	VOTE %	
Ashli Carter	1,127	15.06%	
Donovan Cooper	1,448	19.35%	
Marty Ditello	841	11.24%	
Marshall Geib	1,385	18.51%	
Joseph Harris	846	11.30%	
Marvin J. Homan	885	11.83%	
Lisa Reay	952	12.72%	
Overvotes	3		
Undervotes	1,702		
Precincts Reporting	10 of 10		

Summary Results Report  
 2021 General Election  
 November 2, 2021




**For Member of Board of Education (UTE 12-31-23) London City School District**

Vote For 1

	TOTAL	VOTE %	
Juliet Wendler	1,760	100.00%	
Overvotes	0		
Undervotes	1,303		
Precincts Reporting	10 of 10		




**For Member of Board of Education Mechanicsburg Exempted Village School District**

Vote For 3

	TOTAL	VOTE %	
Scott A. DeLong	8	28.57%	
Brian Forrest	12	42.86%	
Mary A. Reiser	8	28.57%	
Overvotes	0		
Undervotes	44		
Precincts Reporting	1 of 1		




**For Member of Board of Education Madison Plains Local School District**

Vote For 3

	TOTAL	VOTE %	
Kelly I. Cooley	1,009	33.94%	
Bryan Stonerock	962	32.36%	
Anthoula A. Xenikis	1,002	33.70%	
Overvotes	0		
Undervotes	3,294		
Precincts Reporting	6 of 6		



**For Member of Board of Education Miami Trace Local School District**

Vote For 3

	TOTAL	VOTE %	
Rob Dawson	7	29.17%	
Jacklyn Farrens	10	41.67%	
David D. Miller I	7	29.17%	
Overvotes	0		
Undervotes	12		
Precincts Reporting	2 of 2		

**For Member of Board of Education Westfall Local School District**

Vote For 2

	TOTAL	VOTE %	
Christy Rigsby	2	50.00%	
Sean Ruth	2	50.00%	
Overvotes	0		
Undervotes	0		
Precincts Reporting	1 of 1		

Summary Results Report  
 2021 General Election  
 November 2, 2021

**Madison County Emergency Medical District**

Vote For 1

	TOTAL	VOTE %	
For the Tax Levy	1,201	51.83%	
Against the Tax Levy	1,116	48.17%	
Overvotes	1		
Undervotes	28		
Precincts Reporting	8 of 8		

**City of London - Current Expenses**

Vote For 1

	TOTAL	VOTE %	
For the Tax Levy	996	61.18%	
Against the Tax Levy	632	38.82%	
Overvotes	0		
Undervotes	24		
Precincts Reporting	5 of 5		

**Local Option- London 3 FOE Eagles 950 London 3**

Vote For 1

	TOTAL	VOTE %	
YES	107	65.64%	
NO	56	34.36%	
Overvotes	0		
Undervotes	1		
Precincts Reporting	1 of 1		

**Village of West Jefferson Charter - 7A.01, 6.03, 7A.02 Development/Redevelopment, Public Service**

Vote For 1

	TOTAL	VOTE %	
YES	468	58.65%	
NO	330	41.35%	
Overvotes	1		
Undervotes	111		
Precincts Reporting	2 of 2		

**Village of West Jefferson Charter - Hiring and Appointment Procedures**

Vote For 1

	TOTAL	VOTE %	
YES	499	63.16%	
NO	291	36.84%	
Overvotes	0		
Undervotes	120		
Precincts Reporting	2 of 2		

**Village of West Jefferson Charter -Removals and Vacancies**

Vote For 1

	TOTAL	VOTE %	
YES	524	66.75%	
NO	261	33.25%	
Overvotes	0		
Undervotes	125		
Precincts Reporting	2 of 2		

**Village of West Jefferson Charter - Remuneration and Regular Meetings**

Vote For 1

	TOTAL	VOTE %	
YES	476	60.79%	
NO	307	39.21%	
Overvotes	0		
Undervotes	127		
Precincts Reporting	2 of 2		

**Central Townships Joint Fire District**

Vote For 1

	TOTAL	VOTE %	
For the Tax Levy	1,489	64.26%	
Against the Tax Levy	828	35.74%	
Overvotes	0		
Undervotes	29		
Precincts Reporting	8 of 8		

**Jefferson Township - Fire**

Vote For 1

	TOTAL	VOTE %	
For the Tax Levy	785	41.01%	
Against the Tax Levy	1,129	58.99%	
Overvotes	0		
Undervotes	35		
Precincts Reporting	4 of 4		

**Range Township - Fire**



Vote For 1

	TOTAL	VOTE %	
For the Tax Levy	239	85.05%	
Against the Tax Levy	42	14.95%	
Overvotes	0		
Undervotes	2		
Precincts Reporting	1 of 1		

Summary Results Report  
 2021 General Election  
 November 2, 2021



**Sterling Joint Ambulance District**

Vote For 1

	TOTAL	VOTE %	
For the Tax Levy	838	75.63%	
Against the Tax Levy	270	24.37%	
Overvotes	1		
Undervotes	11		
Precincts Reporting	3 of 3		



**Tri-County Joint Fire District Tri-County Fire District**

Vote For 1

	TOTAL	VOTE %	
FOR THE TAX LEVY	490	67.31%	
AGAINST THE TAX LEVY	238	32.69%	
Overvotes	0		
Undervotes	12		
Precincts Reporting	2 of 2		



**Madison-Plains Local School District**

Vote For 1

	TOTAL	VOTE %	
FOR THE TAX	1,037	50.34%	
AGAINST THE TAX	1,023	49.66%	
Overvotes	0		
Undervotes	29		
Precincts Reporting	6 of 6		

**Mechanicsburg Exempted Village School District**

Vote For 1

	TOTAL	VOTE %	
For the Tax Levy	2	8.33%	
Against the Tax Levy	22	91.67%	
Overvotes	0		
Undervotes	0		
Precincts Reporting	1 of 1		