

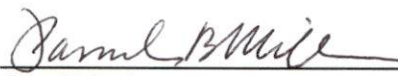



**November 2, 2021 General Election
Official Certification of Results
Signature Form**

We, the undersigned Members of the Board of Elections of County indicated below, do hereby certify that the Official Results of the Election (county specific and most-populous, if applicable) submitted to the Secretary of State's Office are valid and accurate, and and the number of absentee voters reconciles with the number of absentee ballots cast and counted.

Medina
County Name

IN WITNESS WHEREOF, we have subscribed our names officially on the date indicated below:

Dec 14, 2021
Today's Date

Director  Board Member	 Deputy Director  Board Member  Board Member
--	---

The Board must complete and sign, scan, and email the signed form to Results@OhioSoS.gov along with the *Official Vote Total Summary Report with Group Detail*.

Medina County's Official Canvass
November 2, 2021 General Election
Official Certified Results - AMENDED

Medina County's Official Canvass
November 2, 2021 General Election
Official Certified Results - AMENDED

Statistics	TOTAL
Election Day Precincts Reporting	121 of 121
Precincts Complete	121 of 121
Absentee/ Early Precincts Reporting	121 of 121
Registered Voters - Total	130,263
Ballots Cast - Total	33,182
Voter Turnout - Total	25.47%

Samuel B. Miller 12-14-2021

 12-14-21
Mark LaGrone 12-14-21

Medina County's Official Canvass
November 2, 2021 General Election
Official Certified Results - AMENDED

Medina County's Official Canvass
November 2, 2021 General Election
Official Certified Results - AMENDED

President of Council Wadsworth City

Vote For 1

	TOTAL	VOTE %
REP Bob Thurber	3,684	100.00%
Total Votes Cast	3,684	100.00%

Treasurer Wadsworth City

Vote For 1

	TOTAL	VOTE %
REP Lisa M. Jones	3,667	100.00%
Total Votes Cast	3,667	100.00%

Member of Council at Large Wadsworth City

Vote For 3

	TOTAL	VOTE %
DEM Patricia Haskins	2,252	20.82%
REP Daniel J. Rospert	2,769	25.60%
REP Thomas A. Stugmyer	2,938	27.16%
REP David L. Williams	2,859	26.43%
Total Votes Cast	10,818	100.00%

Member of Council Wadsworth Ward 1

Vote For 1

	TOTAL	VOTE %
REP Ralph J. Copley	799	59.76%
DEM Joy Martin	538	40.24%
Total Votes Cast	1,337	100.00%

Member of Council Wadsworth Ward 2

Vote For 1

	TOTAL	VOTE %
REP Jon Yurchiak	1,072	100.00%
Total Votes Cast	1,072	100.00%

Member of Council Wadsworth Ward 3

Vote For 1

	TOTAL	VOTE %
REP Jeanne Hines	588	60.62%
DEM Justin Terrill	382	39.38%
Total Votes Cast	970	100.00%

Member of Council Wadsworth Ward 4

Vote For 1

	TOTAL	VOTE %
REP Bruce Darlington	590	59.54%
DEM Michael Reese	401	40.46%
Total Votes Cast	991	100.00%

Clerk of Municipal Court Medina Municipal Court

Vote For 1

	TOTAL	VOTE %
Carol Brenstuhl	6,891	33.97%
Joe Salzgeber	13,393	66.03%
Total Votes Cast	20,284	100.00%

Medina County's Official Canvass
November 2, 2021 General Election
Official Certified Results - AMENDED

Medina County's Official Canvass
November 2, 2021 General Election
Official Certified Results - AMENDED

Mayor Brunswick City

Vote For 1

	TOTAL	VOTE %
Ron Falconi	4,024	100.00%
Total Votes Cast	4,024	100.00%

Member of Council at Large Brunswick City

Vote For 3

	TOTAL	VOTE %
Joseph P. Delsanter	2,663	25.10%
Kristy Piper	2,593	24.44%
Keri Russell	2,574	24.26%
Tim Smith	2,780	26.20%
Total Votes Cast	10,610	100.00%

Member of Council Brunswick Ward 3

Vote For 1

	TOTAL	VOTE %
James Brandon Lambert	513	50.20%
Joseph A. Stephan	509	49.80%
Total Votes Cast	1,022	100.00%

Mayor Medina City

Vote For 1

	TOTAL	VOTE %
Dennis Hanwell	3,168	100.00%
Total Votes Cast	3,168	100.00%

Director of Finance Medina City

Vote For 1

	TOTAL	VOTE %
Keith H. Dirham	3,046	100.00%
Total Votes Cast	3,046	100.00%

Member of Council at Large Medina City

Vote For 1

	TOTAL	VOTE %
Natalie DiSalvo	1,427	41.04%
Paul Rose Sr.	2,050	58.96%
Total Votes Cast	3,477	100.00%

Member of Council Medina Ward 1

Vote For 1

	TOTAL	VOTE %
Candidate Withdrawn (Votes not Counted)	61	10.08%
Jess Hazeltine	294	48.60%
Melissa J. Piszczek	250	41.32%
Total Votes Cast	605	100.00%

Medina County's Official Canvass
 November 2, 2021 General Election
 Official Certified Results - AMENDED

Medina County's Official Canvass
 November 2, 2021 General Election
 Official Certified Results - AMENDED

Member of Council Medina Ward 3

Vote For 1

	TOTAL	VOTE %
Russell Fisher	425	46.00%
Regi Haire	499	54.00%
Total Votes Cast	924	100.00%

Mayor Rittman City

Vote For 1

	TOTAL	VOTE %
Bill Robertson	12	100.00%
Total Votes Cast	12	100.00%

Member of Council Rittman City

Vote For 3

	TOTAL	VOTE %
Joshua Carey	12	40.00%
Kenneth B. Park	7	23.33%
Chuck Wyatt	11	36.67%
Total Votes Cast	30	100.00%

Mayor Chippewa Lake Vlg

Vote For 1

	TOTAL	VOTE %
Joanne Dodaro	152	100.00%
Total Votes Cast	152	100.00%

Member of Council Chippewa Lake Vlg

Vote For 4

	TOTAL	VOTE %
Lowell Hardesty	111	21.72%
Barb Hunter	138	27.01%
Alan Robbins	132	25.83%
Tamitha Sorgl	130	25.44%
Total Votes Cast	511	100.00%

Member of Council Creston Vlg

Vote For 4

	TOTAL	VOTE %
Write-In Totals	0	
Not Assigned	0	
Total Votes Cast	0	

Member of Council Gloria Glens Pk Vlg

Vote For 4

	TOTAL	VOTE %
Edward Cavanaugh	49	55.68%
Elizabeth A. Pellillo	39	44.32%
Total Votes Cast	88	100.00%

Medina County's Official Canvass
November 2, 2021 General Election
Official Certified Results - AMENDED

Medina County's Official Canvass
November 2, 2021 General Election
Official Certified Results - AMENDED

Member of Council Lodi Vlg

Vote For 4

	TOTAL	VOTE %
Andrew deLuna	189	17.23%
John R. DeMell	137	12.49%
Patricia A. Graham	182	16.59%
Randy Jameyson	174	15.86%
Patricia May	171	15.59%
Aaron Surrarrer	244	22.24%
Total Votes Cast	1,097	100.00%

Board of Public Affairs Lodi Vlg

Vote For 1

	TOTAL	VOTE %
Paul Emerson	268	100.00%
Total Votes Cast	268	100.00%

Member of Council Seville Vlg

Vote For 4

	TOTAL	VOTE %
Brad Demiter	255	24.66%
Kathy A. Rhoads	283	27.37%
W. Matthew Sturgeon	242	23.40%
Rick Vierheller	254	24.56%
Total Votes Cast	1,034	100.00%

Board of Public Affairs Seville Vlg

Vote For 1

	TOTAL	VOTE %
Richard Barbera	213	63.58%
Write-In Totals	122	36.42%
Write-In: Nathan Stallard	119	35.52%
Write-In: Invalid Write-In	3	0.90%
Not Assigned	0	0.00%
Total Votes Cast	335	100.00%

Member of Council Spencer Vlg

Vote For 4

	TOTAL	VOTE %
Thomas Gehring	69	23.31%
James W. Kiouis Jr.	76	25.68%
Christopher M. Krystofek	71	23.99%
Jim Stangel	80	27.03%
Total Votes Cast	296	100.00%

Board of Public Affairs Spencer Vlg

Vote For 1

	TOTAL	VOTE %
No Valid Petition Filed	0	
Total Votes Cast	0	

Medina County's Official Canvass
November 2, 2021 General Election
Official Certified Results - AMENDED

Medina County's Official Canvass
November 2, 2021 General Election
Official Certified Results - AMENDED

Member of Council Westfield Center Vlg

Vote For 4

	TOTAL	VOTE %
Terence Bittner	199	24.15%
Julie McNabb	224	27.18%
Gregory A. Oakes	202	24.51%
Rick Robbs	199	24.15%
Total Votes Cast	824	100.00%

Board of Public Affairs Westfield Center Vlg

Vote For 1

	TOTAL	VOTE %
Thomas J. Penrose	237	100.00%
Total Votes Cast	237	100.00%

Township Trustees Brunswick Hills Twp

Vote For 2

	TOTAL	VOTE %
Christina Kusnerak	918	34.49%
Patrica Murphy	830	31.18%
David A. Smerek	548	20.59%
Candidate Withdrawn (Votes not Counted)	366	13.75%
Total Votes Cast	2,662	100.00%

Township Trustees Canaan Twp

Vote For 2

	TOTAL	VOTE %
Matthew D. Emler	0	0.00%
Kurt Gasser	5	55.56%
Andrew Stands	4	44.44%
Total Votes Cast	9	100.00%

Township Trustees Chatham Twp

Vote For 2

	TOTAL	VOTE %
Joe Aungst	325	37.66%
Rick Dumperth	375	43.45%
Jeffrey Schreiber	163	18.89%
Total Votes Cast	863	100.00%

Township Trustees Granger Twp

Vote For 2

	TOTAL	VOTE %
Teri A. Berry	694	30.87%
Julie K. Buffenbarger	497	22.11%
Norma J. McCune	436	19.40%
Richard Pace	621	27.62%
Total Votes Cast	2,248	100.00%

Medina County's Official Canvass
November 2, 2021 General Election
Official Certified Results - AMENDED

Medina County's Official Canvass
November 2, 2021 General Election
Official Certified Results - AMENDED

Township Trustees Guilford Twp

Vote For 2

	TOTAL	VOTE %
Gene Morris	718	50.89%
Jerry Winkler	693	49.11%
Total Votes Cast	1,411	100.00%

Township Trustees Harrisville Twp

Vote For 2

	TOTAL	VOTE %
Write-In Totals	343	100.00%
Write-In: Michael Gray	168	48.98%
Write-In: Brian Ritchie	100	29.15%
Write-In: Invalid Write-In	44	12.83%
Write-In: Daniel Taylor	26	7.58%
Write-In: Invalid Write-In 2	5	1.46%
Not Assigned	0	0.00%
Total Votes Cast	343	100.00%

Township Trustees Hinckley Twp

Vote For 2

	TOTAL	VOTE %
James M. Burns	754	22.31%
Denise R. Klag	659	19.50%
Monique Marzullo Ascherl	1,015	30.04%
Jack Swedyk	951	28.14%
Total Votes Cast	3,379	100.00%

Township Trustees Homer Twp

Vote For 2

	TOTAL	VOTE %
Thomas Sigel	144	43.64%
Candidate Withdrawn (Votes not Counted)	63	19.09%
M. Tommy Trout	123	37.27%
Total Votes Cast	330	100.00%

Township Trustees Lafayette Twp

Vote For 2

	TOTAL	VOTE %
Lynda Bowers	653	23.08%
Michael T. Costello	584	20.64%
Ty Fullerton	842	29.76%
Christopher O'Neil	750	26.51%
Total Votes Cast	2,829	100.00%

Medina County's Official Canvass
November 2, 2021 General Election
Official Certified Results - AMENDED

Medina County's Official Canvass
November 2, 2021 General Election
Official Certified Results - AMENDED

Township Trustees Litchfield Twp

Vote For 2

	TOTAL	VOTE %
Dennis Horvath	583	40.51%
Charles Reynolds	334	23.21%
Joe Seifert	522	36.28%
Total Votes Cast	1,439	100.00%

Township Trustees Liverpool Twp

Vote For 2

	TOTAL	VOTE %
Jim Crocker	547	20.93%
Sean P. Lackey	615	23.53%
Sean Miller	240	9.18%
Tricia Peacey	421	16.11%
Paul Schaefer	791	30.26%
Total Votes Cast	2,614	100.00%

Township Trustees Medina Twp

Vote For 2

	TOTAL	VOTE %
Bruce Christopher	1,105	33.54%
Doug Eastwood	1,344	40.79%
Mike Stopa	846	25.68%
Total Votes Cast	3,295	100.00%

Township Trustees Montville Twp

Vote For 2

	TOTAL	VOTE %
Ronald Bischof	1,347	50.53%
Jeff Brandon	1,319	49.47%
Total Votes Cast	2,666	100.00%

Township Trustees Sharon Twp

Vote For 2

	TOTAL	VOTE %
Joe Canestraro	635	30.07%
Johnathan Easton	186	8.81%
Kimberly Bolas Miller	930	44.03%
Jon Sommer	361	17.09%
Total Votes Cast	2,112	100.00%

Township Trustees Spencer Twp

Vote For 2

	TOTAL	VOTE %
Ryan Cheek	135	14.95%
Jim Coleman	142	15.73%
Gary Flegel	238	26.36%
Mark Hopkins	218	24.14%
Tony Ramey	170	18.83%
Total Votes Cast	903	100.00%

Medina County's Official Canvass
November 2, 2021 General Election
Official Certified Results - AMENDED

Medina County's Official Canvass
November 2, 2021 General Election
Official Certified Results - AMENDED

Township Trustee Spencer Twp

Vote For 1

	TOTAL	VOTE %
Fran Heilman	171	37.42%
Jeffrey A. Worcester	286	62.58%
Total Votes Cast	457	100.00%

Township Trustees Wadsworth Twp

Vote For 2

	TOTAL	VOTE %
Robert Engler	647	39.89%
Jim Gardner	527	32.49%
Marty Marrin	448	27.62%
Total Votes Cast	1,622	100.00%

Township Trustees Westfield Twp

Vote For 2

	TOTAL	VOTE %
Craig Horner	416	37.65%
Kevin Rych	299	27.06%
Michael Schmidt	390	35.29%
Total Votes Cast	1,105	100.00%

Township Fiscal Officer Westfield Twp

Vote For 1

	TOTAL	VOTE %
Melissa Kurtz	546	100.00%
Total Votes Cast	546	100.00%

Township Trustees York Twp

Vote For 2

	TOTAL	VOTE %
Kenneth R. Barco	326	19.67%
Colene S. Conley	370	22.33%
Richard M. Monroe	387	23.36%
Lisa Woods	251	15.15%
Todd A. Zieja	323	19.49%
Total Votes Cast	1,657	100.00%

Board of ESC Medina Co ESC

Vote For 3

	TOTAL	VOTE %
Dennis Matson	7,611	95.57%
Write-In Totals	353	4.43%
Write-In: Invalid Write-In	220	2.76%
Write-In: Invalid Write-In 2	86	1.08%
Write-In: Zachary H. Ravanelli	28	0.35%
Write-In: Kevin Consiglio	19	0.24%
Not Assigned	0	0.00%
Total Votes Cast	7,964	100.00%

Medina County's Official Canvass
November 2, 2021 General Election
Official Certified Results - AMENDED

Medina County's Official Canvass
November 2, 2021 General Election
Official Certified Results - AMENDED

Board of ESC Tri County ESC Dist 3

Vote For 1

	TOTAL	VOTE %
R. Willard Welch	483	100.00%
Total Votes Cast	483	100.00%

Board of ESC Tri County ESC Dist 5

Vote For 1

	TOTAL	VOTE %
Ann L. Tschantz	16	100.00%
Total Votes Cast	16	100.00%

Board of Education Brunswick City SD

Vote For 3

	TOTAL	VOTE %
Jennifer Engelke	2,353	13.78%
E. Glenn Gilley	2,602	15.24%
Kimberly Goessler	2,888	16.91%
Christina M. Guk	1,779	10.42%
Alison Hanudel	2,188	12.81%
Paul Offill	2,577	15.09%
Mary A. Weinbauer	2,687	15.74%
Total Votes Cast	17,074	100.00%

Board of Education Black River LSD

Vote For 2

	TOTAL	VOTE %
Samantha Everett	122	10.67%
Alexis Honoshofsky	167	14.61%
Cathie Morlock	301	26.33%
Andrea Owen Shearer	270	23.62%
Daniel Sexton	283	24.76%
Total Votes Cast	1,143	100.00%

Board of Education Black River LSD

Vote For 1

	TOTAL	VOTE %
Write-In Totals	45	100.00%
Write-In: Invalid Write-In	37	82.22%
Write-In: Amanda Grim	8	17.78%
Not Assigned	0	0.00%
Total Votes Cast	45	100.00%

Board of Education Buckeye LSD

Vote For 3

	TOTAL	VOTE %
Kim Cecelich	1,274	17.66%
John Girard	1,934	26.80%
Seth Kujat	1,889	26.18%
Denise Piovarchy	2,119	29.37%
Total Votes Cast	7,216	100.00%

Medina County's Official Canvass
 November 2, 2021 General Election
 Official Certified Results - AMENDED

Medina County's Official Canvass
 November 2, 2021 General Election
 Official Certified Results - AMENDED

Board of Education Cloverleaf LSD

Vote For 3

	TOTAL	VOTE %
James Curran	1,937	32.32%
Jason Myers	2,069	34.52%
Jane Rych	1,988	33.17%
Total Votes Cast	5,994	100.00%

Board of Education Highland LSD

Vote For 3

	TOTAL	VOTE %
Robert W. Kelly	2,289	21.41%
Shawn Marie Pepera	1,537	14.38%
Melissa Schreiner	2,113	19.76%
Diane K. Thomas	2,047	19.15%
Christopher J. Wolny	2,706	25.31%
Total Votes Cast	10,692	100.00%

Board of Education Medina City SD

Vote For 3

	TOTAL	VOTE %
Aaron M. Harrison	3,378	16.91%
Ann Manzi	2,627	13.15%
Joe Nichols	3,459	17.31%
Rebecca Parkhurst	3,709	18.56%
Jeanne Pritchard	3,845	19.24%
Amy Smoyer	2,964	14.83%
Total Votes Cast	19,982	100.00%

Board of Education Medina City SD

Vote For 1

	TOTAL	VOTE %
Andrew D. West	5,180	100.00%
Total Votes Cast	5,180	100.00%

Board of Education Norwayne LSD

Vote For 2

	TOTAL	VOTE %
Earl J. Rupp	20	54.05%
Winston L. Wyckoff, III	17	45.95%
Total Votes Cast	37	100.00%

Board of Education Rittman Exempted SD

Vote For 3

	TOTAL	VOTE %
Abby Avery	9	37.50%
Andrew Baillis	8	33.33%
Craig Beltz	7	29.17%
Total Votes Cast	24	100.00%

Medina County's Official Canvass
November 2, 2021 General Election
Official Certified Results - AMENDED

Medina County's Official Canvass
November 2, 2021 General Election
Official Certified Results - AMENDED

Board of Education Wadsworth City SD

Vote For 3

	TOTAL	VOTE %
Dave Bartiromo	2,290	15.92%
Julie Batey	3,082	21.43%
Amanda E. Gordon	3,217	22.36%
Gary A. McComas	3,586	24.93%
Kathleen Wiley	2,210	15.36%
Total Votes Cast	14,385	100.00%

1 Proposed Tax Levy Medina Co Home

Vote For 1

	TOTAL	VOTE %
FOR THE TAX LEVY	19,104	58.48%
AGAINST THE TAX LEVY	13,561	41.52%
Total Votes Cast	32,665	100.00%

2 Proposed Tax Levy Medina Co Health Dist

Vote For 1

	TOTAL	VOTE %
FOR THE TAX LEVY	16,171	49.99%
AGAINST THE TAX LEVY	16,178	50.01%
Total Votes Cast	32,349	100.00%

3 Marc Glassman Inc dba Marc's Brunswick 005

Vote For 1

	TOTAL	VOTE %
YES	173	86.50%
NO	27	13.50%
Total Votes Cast	200	100.00%

4 Meijer Stores Ltd dba Meijer Store #323 008

Vote For 1

	TOTAL	VOTE %
YES	262	83.97%
NO	50	16.03%
Total Votes Cast	312	100.00%

5 Neiner Group LLC dba 9ERS Diner 017

Vote For 1

	TOTAL	VOTE %
YES	196	83.40%
NO	39	16.60%
Total Votes Cast	235	100.00%

6 Proposed Charter Amendment Medina City

Vote For 1

	TOTAL	VOTE %
YES	1,177	32.56%
NO	2,438	67.44%
Total Votes Cast	3,615	100.00%

Medina County's Official Canvass
 November 2, 2021 General Election
 Official Certified Results - AMENDED

Medina County's Official Canvass
 November 2, 2021 General Election
 Official Certified Results - AMENDED

7 Proposed Municipal Income Tax Wadsworth City

Vote For 1

	TOTAL	VOTE %
FOR THE INCOME TAX	3,053	64.10%
AGAINST THE INCOME TAX	1,710	35.90%
Total Votes Cast	4,763	100.00%

8 Blue Tip BBQ, LLC dba Blue Tip BBQ & Grill 049

Vote For 1

	TOTAL	VOTE %
YES	155	72.43%
NO	59	27.57%
Total Votes Cast	214	100.00%

9 Proposed Tax Levy Gloria Glens Pk Vlg

Vote For 1

	TOTAL	VOTE %
FOR THE TAX LEVY	62	87.32%
AGAINST THE TAX LEVY	9	12.68%
Total Votes Cast	71	100.00%

10 Lodi Village Current Exp Lodi Vlg

Vote For 1

	TOTAL	VOTE %
FOR THE TAX LEVY	198	56.73%
AGAINST THE TAX LEVY	151	43.27%
Total Votes Cast	349	100.00%

11 Proposed Tax Levy Brunswick Hills Twp

Vote For 1

	TOTAL	VOTE %
FOR THE TAX LEVY	848	49.47%
AGAINST THE TAX LEVY	866	50.53%
Total Votes Cast	1,714	100.00%

12 Love Hate Ent LLC dba Herman's Pub & Grub 055

Vote For 1

	TOTAL	VOTE %
YES	262	79.64%
NO	67	20.36%
Total Votes Cast	329	100.00%

13 Proposed Tax Levy Guilford Twp

Vote For 1

	TOTAL	VOTE %
FOR THE TAX LEVY	812	82.86%
AGAINST THE TAX LEVY	168	17.14%
Total Votes Cast	980	100.00%

Medina County's Official Canvass
 November 2, 2021 General Election
 Official Certified Results - AMENDED

Medina County's Official Canvass
 November 2, 2021 General Election
 Official Certified Results - AMENDED

14 Proposed Tax Levy Homer Twp

Vote For 1

	TOTAL	VOTE %
FOR THE TAX LEVY	87	38.67%
AGAINST THE TAX LEVY	138	61.33%
Total Votes Cast	225	100.00%

15 Proposed Tax Levy Litchfield Twp

Vote For 1

	TOTAL	VOTE %
FOR THE TAX LEVY	557	68.94%
AGAINST THE TAX LEVY	251	31.06%
Total Votes Cast	808	100.00%

16 Proposed Tax Levy Liverpool Twp

Vote For 1

	TOTAL	VOTE %
FOR THE TAX LEVY	1,180	80.99%
AGAINST THE TAX LEVY	277	19.01%
Total Votes Cast	1,457	100.00%

17 Proposed Tax Levy Liverpool Twp

Vote For 1

	TOTAL	VOTE %
FOR THE TAX LEVY	939	65.07%
AGAINST THE TAX LEVY	504	34.93%
Total Votes Cast	1,443	100.00%

18 Proposed Tax Levy Medina Twp

Vote For 1

	TOTAL	VOTE %
FOR THE TAX LEVY	1,466	72.68%
AGAINST THE TAX LEVY	551	27.32%
Total Votes Cast	2,017	100.00%

19 Proposed Tax Levy Medina Twp

Vote For 1

	TOTAL	VOTE %
FOR THE TAX LEVY	1,196	59.71%
AGAINST THE TAX LEVY	807	40.29%
Total Votes Cast	2,003	100.00%

20 Proposed Tax Levy Sharon Twp

Vote For 1

	TOTAL	VOTE %
FOR THE TAX LEVY	813	65.51%
AGAINST THE TAX LEVY	428	34.49%
Total Votes Cast	1,241	100.00%

Medina County's Official Canvass
November 2, 2021 General Election
Official Certified Results - AMENDED

Medina County's Official Canvass
November 2, 2021 General Election
Official Certified Results - AMENDED

21 Proposed Tax Levy Wayne JVS

Vote For 1

	TOTAL	VOTE %
FOR THE TAX LEVY	22	62.86%
AGAINST THE TAX LEVY	13	37.14%
Total Votes Cast	35	100.00%

22 Proposed Tax Levy Norwayne LSD

Vote For 1

	TOTAL	VOTE %
FOR THE TAX LEVY	13	50.00%
AGAINST THE TAX LEVY	13	50.00%
Total Votes Cast	26	100.00%

23 Proposed Bond Issue & Tax Levy Wadsworth CSD

Vote For 1

	TOTAL	VOTE %
FOR THE BOND ISSUE AND LEVY	3,171	52.14%
AGAINST THE BOND ISSUE AND LEVY	2,911	47.86%
Total Votes Cast	6,082	100.00%

24 Proposed Tax Levy Harrisville-Lodi Cemetary

Vote For 1

	TOTAL	VOTE %
FOR THE TAX LEVY	366	61.82%
AGAINST THE TAX LEVY	226	38.18%
Total Votes Cast	592	100.00%