


**November 5, 2024 General Election
Unofficial Certification of Results
Signature Form**

We, the undersigned Members of the Board of Elections of County indicated below, do hereby certify that the Unofficial Results of the Election (county specific and most-populous, if applicable) submitted to the Secretary of State's Office are valid and accurate, and and the number of absentee voters reconciles with the number of absentee ballots cast and counted.

Medina 

County Name

IN WITNESS WHEREOF, we have subscribed our names officially on the date indicated below:


11/05/2025

Today's Date


Prior to signing this form, please prepare an email to Results@OhioSoS.gov with the following attachments and check them off prior to signing the form ensuring the correct attachments are with the email:

- Summary Report (if a separate report from Group Detail. If this report is unavailable, please contact your vendor)

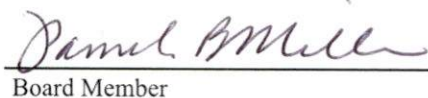
- Group Detail Report




Director



Deputy Director




Board Member



Board Member



Board Member



Board Member

Medina County's Unofficial Canvass
 November 5, 2024 General Election
 Unofficial Results - FINAL

Medina County's Unofficial Canvass
 November 5, 2024 General Election
 Unofficial Results - FINAL

Statistics	TOTAL	Absentee	Early Voting	Election Day	Provisional
Election Day Precincts Reporting	121 of 121	0	0	121	0
Precincts Complete	121 of 121	0	0	121	0
Absentee/ Early Precincts Reporting	121 of 121	121	121	0	0
Registered Voters - Total	134,574				
Ballots Cast - Total	106,717	19,042	37,310	50,365	0
Voter Turnout - Total	79.30%				

President and Vice President

Vote For 1

	TOTAL	VOTE %	Absentee	Early Voting	Election Day	Provisional
Duncan / Bupp	219	0.21%	57	48	114	0
DEM Harris / Walz	39,234	37.04%	9,754	14,402	15,078	0
LIB Oliver / ter Maat	509	0.48%	87	103	319	0
Sonski / Onak	195	0.18%	46	35	114	0
Candidate Withdrawn	211	0.20%	24	54	133	0
REP Trump / Vance	65,288	61.63%	8,834	22,397	34,057	0
Write-In Totals	278	0.26%	52	66	160	0
Write-In: Invalid Write-in	256	0.24%	47	61	148	0
Write-In: De la Cruz / Garcia	15	0.01%	3	2	10	0
Write-In: West / Abdullah	7	0.01%	2	3	2	0
Write-In: Ayyadurai / Ellis	0	0.00%	0	0	0	0
Write-In: Cheng / Waligorski	0	0.00%	0	0	0	0
Write-In: Garrity / Ballard	0	0.00%	0	0	0	0
Write-In: Fox / McVay, Jr.	0	0.00%	0	0	0	0
Write-In: Kienitz / Johnston	0	0.00%	0	0	0	0
Write-In: Nalbach / Butts	0	0.00%	0	0	0	0
Write-In: Bowman / Bowman	0	0.00%	0	0	0	0
Not Assigned	0	0.00%	0	0	0	0

Justice Supreme Court (FTC 1-1)

Vote For 1

	TOTAL	VOTE %	Absentee	Early Voting	Election Day	Provisional
DEM Michael P. Donnelly	37,501	37.64%	9,169	13,704	14,628	0
REP Megan E. Shanahan	62,143	62.36%	8,735	21,618	31,790	0

Justice Supreme Court (FTC 1-2)

Vote For 1

	TOTAL	VOTE %	Absentee	Early Voting	Election Day	Provisional
REP Joseph T. Deters	60,654	61.49%	8,565	21,304	30,785	0
DEM Melody J. Stewart	37,994	38.51%	9,214	13,760	15,020	0

Justice Supreme Court (UTE 12-31)

Vote For 1

	TOTAL	VOTE %	Absentee	Early Voting	Election Day	Provisional
DEM Lisa Forbes	37,583	38.20%	9,150	13,684	14,749	0
REP Daniel R. Hawkins	60,811	61.80%	8,554	21,299	30,958	0

Medina County's Unofficial Canvass
November 5, 2024 General Election
Unofficial Results - FINAL

Medina County's Unofficial Canvass
November 5, 2024 General Election
Unofficial Results - FINAL

U.S. Senator

Vote For 1

	TOTAL	VOTE %	Absentee	Early Voting	Election Provisional Day	
DEM Sherrod Brown	42,597	41.00%	10,283	15,026	17,288	0
LIB Don Kissick	3,162	3.04%	536	677	1,949	0
REP Bernie Moreno	58,069	55.89%	7,729	20,835	29,505	0
Write-In Totals	67	0.06%	11	16	40	0
Write-In: Invalid Write-in	58	0.06%	6	15	37	0
Write-In: Tariq Shabazz	6	0.01%	4	0	2	0
Write-In: Stephen Faris	3	0.00%	1	1	1	0
Write-In: David Allen Pastorius	0	0.00%	0	0	0	0
Write-In: Nathan Russell	0	0.00%	0	0	0	0
Not Assigned	0	0.00%	0	0	0	0

Representative to Congress (7th Dist.)

Vote For 1

	TOTAL	VOTE %	Absentee	Early Voting	Election Provisional Day	
DEM Matt Diemer	31,305	31.02%	7,705	11,998	11,602	0
Dennis J. Kucinich	10,269	10.18%	2,160	2,785	5,324	0
REP Max Miller	59,329	58.80%	8,219	20,986	30,124	0

State Senator (22nd Dist.)

Vote For 1

	TOTAL	VOTE %	Absentee	Early Voting	Election Provisional Day	
REP Mark Romanchuk	62,595	63.57%	8,972	21,812	31,811	0
DEM Kathy Salem	35,867	36.43%	8,751	13,294	13,822	0

State Representative (66th Dist.)

Vote For 1

	TOTAL	VOTE %	Absentee	Early Voting	Election Provisional Day	
DEM Bradford Scott Quade	22,476	34.60%	5,316	9,021	8,139	0
REP Sharon A. Ray	42,475	65.40%	6,233	15,108	21,134	0

State Representative (67th Dist.)

Vote For 1

	TOTAL	VOTE %	Absentee	Early Voting	Election Provisional Day	
REP Melanie Miller	25,054	100.00%	4,043	7,873	13,138	0

Judge Court of Appeals (9th Dist.) (FTC 2-9)

Vote For 1

	TOTAL	VOTE %	Absentee	Early Voting	Election Provisional Day	
DEM Steve Elliott	34,378	35.28%	8,221	12,907	13,250	0
REP Jennifer Hensal	63,072	64.72%	9,069	22,019	31,984	0

County Commissioner (FTC 1-2)

Vote For 1

	TOTAL	VOTE %	Absentee	Early Voting	Election Provisional Day	
REP Aaron M. Harrison	62,726	64.57%	8,849	22,014	31,863	0
DEM Pat Walker	34,425	35.43%	8,433	12,797	13,195	0

Medina County's Unofficial Canvass
 November 5, 2024 General Election
 Unofficial Results - FINAL

Medina County's Unofficial Canvass
 November 5, 2024 General Election
 Unofficial Results - FINAL

County Commissioner (FTC 1-3)

Vote For 1	TOTAL	VOTE %	Absentee	Early Voting	Election Day	Provisional
DEM Pauline Chapman	32,165	32.85%	7,720	11,996	12,449	0
REP Steve Hambley	65,757	67.15%	9,739	23,049	32,969	0

Prosecuting Attorney

Vote For 1	TOTAL	VOTE %	Absentee	Early Voting	Election Day	Provisional
DEM Ralph Jocke	32,856	33.74%	7,939	12,360	12,557	0
REP S. Forrest Thompson	64,525	66.26%	9,380	22,495	32,650	0

Clerk of the Court of Common Pleas

Vote For 1	TOTAL	VOTE %	Absentee	Early Voting	Election Day	Provisional
DEM Tina Allen Kolessar	33,147	33.89%	7,995	12,488	12,664	0
REP David B. Wadsworth	64,653	66.11%	9,338	22,495	32,820	0

Sheriff

Vote For 1	TOTAL	VOTE %	Absentee	Early Voting	Election Day	Provisional
REP Terry Grice	77,812	100.00%	12,628	26,903	38,281	0

County Recorder

Vote For 1	TOTAL	VOTE %	Absentee	Early Voting	Election Day	Provisional
REP Linda Hoffmann	64,047	65.97%	9,265	22,611	32,171	0
DEM Donna Miller	33,037	34.03%	7,951	12,268	12,818	0

County Treasurer

Vote For 1	TOTAL	VOTE %	Absentee	Early Voting	Election Day	Provisional
REP John A. Burke	67,795	68.78%	10,199	23,646	33,950	0
DEM Mary Emhoff	30,769	31.22%	7,342	11,581	11,846	0

County Engineer

Vote For 1	TOTAL	VOTE %	Absentee	Early Voting	Election Day	Provisional
REP Andrew Conrad	76,630	100.00%	12,569	26,384	37,677	0

Coroner

Vote For 1	TOTAL	VOTE %	Absentee	Early Voting	Election Day	Provisional
REP Lisa M. Deranek	77,097	100.00%	12,593	26,532	37,972	0

Medina County's Unofficial Canvass
 November 5, 2024 General Election
 Unofficial Results - FINAL

Medina County's Unofficial Canvass
 November 5, 2024 General Election
 Unofficial Results - FINAL

State Board of Education (11th Dist.)

Vote For 1

	TOTAL	VOTE %	Absentee	Early Voting	Election Provisional Day	
Delores Gray Ford	25,142	40.51%	5,251	8,794	11,097	0
Jennie Kelley-Crosby	36,925	59.49%	6,785	12,198	17,942	0

Judge Court of Common Pleas (Domestic) (FTC 1-1)

Vote For 1

	TOTAL	VOTE %	Absentee	Early Voting	Election Provisional Day	
Julie A. Schafer	67,063	100.00%	11,486	23,266	32,311	0

1 State Issue

Vote For 1

	TOTAL	VOTE %	Absentee	Early Voting	Election Provisional Day	
YES	43,975	43.29%	9,318	15,850	18,807	0
NO	57,607	56.71%	8,725	20,010	28,872	0

2 First Watch Restaurants, Inc. 010

Vote For 1

	TOTAL	VOTE %	Absentee	Early Voting	Election Provisional Day	
YES	1,031	83.82%	219	334	478	0
NO	199	16.18%	36	81	82	0

3 Melrose Grille, LLC 012

Vote For 1

	TOTAL	VOTE %	Absentee	Early Voting	Election Provisional Day	
YES	704	84.72%	113	196	395	0
NO	127	15.28%	28	39	60	0

4 Proposed Tax Levy Medina City

Vote For 1

	TOTAL	VOTE %	Absentee	Early Voting	Election Provisional Day	
For the Tax Levy	8,661	65.94%	1,466	4,218	2,977	0
Against the Tax Levy	4,473	34.06%	582	2,265	1,626	0

5 Coastal Swing Golf & Bar 031

Vote For 1

	TOTAL	VOTE %	Absentee	Early Voting	Election Provisional Day	
YES	609	80.24%	93	277	239	0
NO	150	19.76%	23	77	50	0

6 Proposed Tax Levy Rittman City

Vote For 1

	TOTAL	VOTE %	Absentee	Early Voting	Election Provisional Day	
FOR THE TAX LEVY	52	68.42%	16	14	22	0
AGAINST THE TAX LEVY	24	31.58%	2	8	14	0

Medina County's Unofficial Canvass
November 5, 2024 General Election
Unofficial Results - FINAL

Medina County's Unofficial Canvass
November 5, 2024 General Election
Unofficial Results - FINAL

7 Proposed Tax Levy Rittman City

Vote For 1

	TOTAL	VOTE %	Absentee	Early Voting	Election Day	Provisional
FOR THE TAX LEVY	46	60.53%	16	10	20	0
AGAINST THE TAX LEVY	30	39.47%	2	12	16	0

8 Proposed Tax Levy Lodi Village

Vote For 1

	TOTAL	VOTE %	Absentee	Early Voting	Election Day	Provisional
For the Tax Levy	521	43.93%	88	98	335	0
Against the Tax Levy	665	56.07%	74	97	494	0

9 Proposed Tax Levy Seville Village

Vote For 1

	TOTAL	VOTE %	Absentee	Early Voting	Election Day	Provisional
For the Tax Levy	839	55.60%	175	223	441	0
Against the Tax Levy	670	44.40%	82	161	427	0

10 Proposed Tax Levy Seville Village

Vote For 1

	TOTAL	VOTE %	Absentee	Early Voting	Election Day	Provisional
For the Tax Levy	964	63.63%	204	256	504	0
Against the Tax Levy	551	36.37%	54	131	366	0

11 Proposed Tax Levy Granger Township

Vote For 1

	TOTAL	VOTE %	Absentee	Early Voting	Election Day	Provisional
For the Tax Levy	2,037	68.15%	477	784	776	0
Against the Tax Levy	952	31.85%	143	421	388	0

12 Proposed Tax Levy Granger Township

Vote For 1

	TOTAL	VOTE %	Absentee	Early Voting	Election Day	Provisional
For the Tax Levy	2,016	67.61%	470	780	766	0
Against the Tax Levy	966	32.39%	148	422	396	0

13 Proposed Tax Levy Spencer Township

Vote For 1

	TOTAL	VOTE %	Absentee	Early Voting	Election Day	Provisional
For the Tax Levy	737	56.96%	112	116	509	0
Against the Tax Levy	557	43.04%	74	97	386	0

14 Proposed Tax Levy Brunswick City SD

Vote For 1

	TOTAL	VOTE %	Absentee	Early Voting	Election Day	Provisional
FOR THE TAX LEVY	13,817	54.36%	2,611	4,130	7,076	0
AGAINST THE TAX LEVY	11,600	45.64%	2,114	4,160	5,326	0

15 Proposed Bond Issue Buckeye Local SD

Vote For 1	TOTAL	VOTE %	Absentee	Early Voting	Election Day	Provisional
For the bond issue	3,834	40.71%	568	1,424	1,842	0
Against the bond issue	5,584	59.29%	970	2,021	2,593	0

16 Proposed Tax Levy Medina City SD

Vote For 1	TOTAL	VOTE %	Absentee	Early Voting	Election Day	Provisional
FOR THE TAX LEVY	13,255	50.46%	2,199	6,271	4,785	0
AGAINST THE TAX LEVY	13,011	49.54%	2,128	6,713	4,170	0

17 Proposed Tax Levy Guilford Twp Road Dist

Vote For 1	TOTAL	VOTE %	Absentee	Early Voting	Election Day	Provisional
For the Tax Levy	1,127	62.47%	223	268	636	0
Against the Tax Levy	677	37.53%	68	166	443	0

18 Proposed Tax Levy Lafayette Twp Fire & Rescue Dist

Vote For 1	TOTAL	VOTE %	Absentee	Early Voting	Election Day	Provisional
For the Tax Levy	2,283	53.13%	299	801	1,183	0
Against the Tax Levy	2,014	46.87%	298	660	1,056	0

19 Proposed Tax Levy Westfield Fire & Rescue Dist

Vote For 1	TOTAL	VOTE %	Absentee	Early Voting	Election Day	Provisional
For the Tax Levy	691	43.03%	104	176	411	0
Against the Tax Levy	915	56.97%	117	233	565	0