

Summary Results Report
2020 General Election
November 3, 2020

Official Results

Noble County

Statistics	TOTAL
Election Day Precincts Reporting	19 of 19
Registered Voters - Total	8,140
Ballots Cast - Total	6,461
Voter Turnout - Total	79.37%

Summary Results Report
 2020 General Election
 November 3, 2020

Official Results

Noble County

President and Vice President

Vote For 1

	TOTAL	VOTE %	
Dem Joseph R. Biden	1,170	18.43%	
Howie Hawkins	13	0.20%	
Lib Jo Jorgensen	25	0.39%	
Rep Donald J. Trump	5,135	80.89%	
Write-In Totals	5	0.08%	
Write-In: Invalid	5	0.08%	
Not Assigned	0	0.00%	
Total Votes Cast	6,348	100.00%	
Contest Totals	6,461		

Representative to Congress 6th District

Vote For 1

	TOTAL	VOTE %	
Rep Bill Johnson	5,002	81.49%	
Dem Shawna Roberts	1,136	18.51%	
Total Votes Cast	6,138	100.00%	
Contest Totals	6,461		

State Senator 30th District

Vote For 1

	TOTAL	VOTE %	
Dem Michael Fletcher	1,274	21.48%	
Rep Frank Hoagland	4,658	78.52%	
Total Votes Cast	5,932	100.00%	
Contest Totals	6,461		

State Representative 95th District

Vote For 1

	TOTAL	VOTE %	
Rep Don Jones	4,929	100.00%	
Total Votes Cast	4,929	100.00%	
Contest Totals	6,461		

County Commissioner 1-2-21

Vote For 1

	TOTAL	VOTE %	
Rep Ty Moore	4,548	73.50%	
Dem Kevin C. Walters	1,640	26.50%	
Total Votes Cast	6,188	100.00%	
Contest Totals	6,461		

County Commissioner 1-3-21

Vote For 1

	TOTAL	VOTE %	
Dem Jeff Chandler	1,553	25.10%	
Rep Gary D. Saling	4,635	74.90%	
Total Votes Cast	6,188	100.00%	
Contest Totals	6,461		



Summary Results Report
2020 General Election
November 3, 2020

Official Results

Noble County



Prosecuting Attorney

Vote For 1

	TOTAL	VOTE %	
Rep Jordan Croucher	5,224	100.00%	
Total Votes Cast	5,224	100.00%	
Contest Totals	6,461		


Clerk of the Court of Common Pleas

Vote For 1

	TOTAL	VOTE %	
Dem Karen S. Starr	4,320	100.00%	
Total Votes Cast	4,320	100.00%	
Contest Totals	6,461		



Sheriff

Vote For 1

	TOTAL	VOTE %	
Dem Jason Mackie	4,637	100.00%	
Total Votes Cast	4,637	100.00%	
Contest Totals	6,461		

County Recorder

Vote For 1

	TOTAL	VOTE %	
Rep Juanita Matheney	5,107	100.00%	
Total Votes Cast	5,107	100.00%	
Contest Totals	6,461		

County Treasurer

Vote For 1

	TOTAL	VOTE %	
Dem Marilyn Bond	4,475	100.00%	
Total Votes Cast	4,475	100.00%	
Contest Totals	6,461		


County Engineer

Vote For 1

	TOTAL	VOTE %	
Rep Todd Coss	4,928	100.00%	
Total Votes Cast	4,928	100.00%	
Contest Totals	6,461		

Coroner

Vote For 1

	TOTAL	VOTE %	
Rep Robert Alan Spencer	5,233	100.00%	
Total Votes Cast	5,233	100.00%	
Contest Totals	6,461		

Summary Results Report
 2020 General Election
 November 3, 2020

Official Results

Noble County

Justice of the Supreme Court 1-1-21

Vote For 1

	TOTAL	VOTE %	
Sharon L. Kennedy	3,510	69.75%	
John P. O'Donnell	1,522	30.25%	
Total Votes Cast	5,032	100.00%	
Contest Totals	6,461		

Justice of the Supreme Court 1-2-21

Vote For 1

	TOTAL	VOTE %	
Jennifer Brunner	2,324	47.07%	
Judi French	2,613	52.93%	
Total Votes Cast	4,937	100.00%	
Contest Totals	6,461		

Judge of the Court of Appeals 7th 2-9-21

Vote For 1

	TOTAL	VOTE %	
Carol Ann Robb	3,932	100.00%	
Total Votes Cast	3,932	100.00%	
Contest Totals	6,461		

Judge of the Court of Appeals 7th 2-10-21

Vote For 1

	TOTAL	VOTE %	
Cheryl L. Waite	3,667	100.00%	
Total Votes Cast	3,667	100.00%	
Contest Totals	6,461		

Judge of the Court of Common Pleas 4-18-21

Vote For 1

	TOTAL	VOTE %	
Kelly A. Riddle	4,908	100.00%	
Total Votes Cast	4,908	100.00%	
Contest Totals	6,461		

Noble County Ambulance Tax Levy

Vote For 1

	TOTAL	VOTE %	
For the Tax Levy	4,605	77.68%	
Against the Tax Levy	1,323	22.32%	
Total Votes Cast	5,928	100.00%	
Contest Totals	6,461		

Buffalo Twp Tax Levy Fire

Vote For 1

	TOTAL	VOTE %	
For the Tax Levy	354	81.76%	
Against the Tax Levy	79	18.24%	
Total Votes Cast	433	100.00%	
Contest Totals	463		




Summary Results Report
2020 General Election
November 3, 2020

Official Results

Noble County




Buffalo Twp Tax Levy Roads

Vote For 1

	TOTAL	VOTE %	
For the Tax Levy	287	66.90%	
Against the Tax Levy	142	33.10%	
Total Votes Cast	429	100.00%	
Contest Totals	463		

Enoch Twp Tax Levy Roads

Vote For 1

	TOTAL	VOTE %	
For the Tax Levy	155	58.94%	
Against the Tax Levy	108	41.06%	
Total Votes Cast	263	100.00%	
Contest Totals	275		