


**August 8, 2023 Special Election
Unofficial Certification of Results
Signature Form**

We, the undersigned Members of the Board of Elections of County indicated below, do hereby certify that the Unofficial Results of the Election (county specific and most-populous, if applicable) submitted to the Secretary of State's Office are valid and accurate, and and the number of absentee voters reconciles with the number of absentee ballots cast and counted.

Paulding 

County Name

IN WITNESS WHEREOF, we have subscribed our names officially on the date indicated below:


August 8, 2023

Today's Date


Prior to signing this form, please prepare an email to Results@OhioSoS.gov with the following attachments and check them off prior to signing the form ensuring the correct attachments are with the email:

- Summary Report (if a separate report from Group Detail. If this report is unavailable, please contact your vendor)


- Group Detail Report



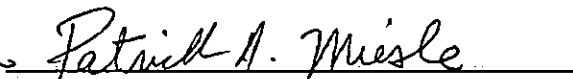
Director




Deputy Director




Board Member



Board Member



Board Member



Board Member

Election Summary with Group Detail Results Report
Special Election
August 8, 2023

Paulding Unofficial Summary

Paulding County, Ohio

Statistics

	TOTAL	Election Day	Absentee	Provisional
Election Day Precincts Reporting	16 of 16	16	0	0
Registered Voters - Total	12,458			
Ballots Cast - Total	4,624	3,287	1,337	0
Ballots Cast - Blank	1	0	1	0
Voter Turnout - Total	37.12%			

Election Summary with Group Detail Results Report
Special Election
August 8, 2023

Paulding Unofficial Summary

Paulding County, Ohio

Issue 1 Proposed Constitutional Amendment

Vote For 1

	TOTAL	VOTE %	Election Day	Absentee	Provisional
Yes	3,326	71.94%	2,465	861	0
No	1,297	28.06%	822	475	0
Total Votes Cast	4,623	100.00%	3,287	1,336	0
Precincts Reporting	16 of 16				