

**November 7, 2023 General Election
Official Certification of Results
Signature Form**

We, the undersigned Members of the Board of Elections of County indicated below, do hereby certify that the Official Results of the Election (county specific and most-populous, if applicable) submitted to the Secretary of State's Office are valid and accurate, and the number of absentee voters reconciles with the number of absentee ballots cast and counted.


Paulding

County Name


IN WITNESS WHEREOF, we have subscribed our names officially on the date indicated below:

Nov 15, 2023


Today's Date




Director




Deputy Director



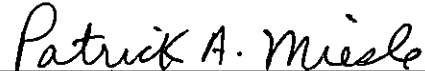
Board Member



Board Member



Board Member



Board Member

The Board must complete and sign, scan, and email the signed form to Results@OhioSoS.gov along with the *Official Vote Total Summary Report with Group Detail*.

Statistics

	TOTAL	Election Day	Absentee	Provisional
Election Day Precincts Reporting	16 of 16	16	0	0
Registered Voters - Total	12,455			
Ballots Cast - Total	6,370	4,471	1,838	61
Ballots Cast - Blank	1	1	0	0
Voter Turnout - Total	51.14%			

Sandra Weidner
Stacy Schramm
David H. Clair
Patrick Muehl
Kathleen A. Wilson

Election Summary with Group Detail Results Report
 General Election
 November 7, 2023

Mayor - Antwerp Village

Vote For 1

	TOTAL	VOTE %	Election Day	Absentee	Provisional
Jan Reeb	456	100.00%	337	115	4
Total Votes Cast	456	100.00%	337	115	4
Overvotes	0		0	0	0
Undervotes	89		69	17	3
Precincts Reporting	1 of 1				

Member of Council - Antwerp Village

Vote For 2

	TOTAL	VOTE %	Election Day	Absentee	Provisional
Bill Boylan	324	47.65%	239	81	4
Bryan A. Smith	356	52.35%	258	94	4
Total Votes Cast	680	100.00%	497	175	8
Overvotes	0		0	0	0
Undervotes	410		315	89	6
Precincts Reporting	1 of 1				

Mayor - Broughton Village

Vote For 1

	TOTAL	VOTE %	Election Day	Absentee	Provisional
Donna Greear	30	100.00%	20	10	0
Total Votes Cast	30	100.00%	20	10	0
Overvotes	0		0	0	0
Undervotes	5		5	0	0
Precincts Reporting	1 of 1				

Member of Council - Broughton Village

Vote For 2

	TOTAL	VOTE %	Election Day	Absentee	Provisional
No Valid Petition Filed	0		0	0	0
No Valid Petition Filed	0		0	0	0
Total Votes Cast	0		0	0	0
Overvotes	0		0	0	0
Undervotes	70		50	20	0
Precincts Reporting	1 of 1				

Member of Council - Cecil Village

Vote For 2

	TOTAL	VOTE %	Election Day	Absentee	Provisional
No Valid Petition Filed	0		0	0	0
No Valid Petition Filed	0		0	0	0
Total Votes Cast	0		0	0	0
Overvotes	0		0	0	0
Undervotes	58		16	42	0
Precincts Reporting	1 of 1				

Election Summary with Group Detail Results Report
 General Election
 November 7, 2023

Paulding Official Canvass

Paulding County

For Mayor - Grover Hill Village

Vote For 1

	TOTAL	VOTE %	Election Day	Absentee	Provisional
No Valid Petition Filed	0		0	0	0
Total Votes Cast	0		0	0	0
Overvotes	0		0	0	0
Undervotes	68		46	21	1
Precincts Reporting	1 of 1				

Member of Council - Grover Hill Village

Vote For 2

	TOTAL	VOTE %	Election Day	Absentee	Provisional
No Valid Petition Filed	0		0	0	0
No Valid Petition Filed	0		0	0	0
Total Votes Cast	0		0	0	0
Overvotes	0		0	0	0
Undervotes	136		92	42	2
Precincts Reporting	1 of 1				

Mayor - Haviland Village

Vote For 1

	TOTAL	VOTE %	Election Day	Absentee	Provisional
Write-In Totals	16	100.00%	14	2	0
Write-In: Edwin L. Ruger	12	75.00%	10	2	0
Write-In: Non-validated	4	25.00%	4	0	0
Not Assigned	0	0.00%	0	0	0
Total Votes Cast	16	100.00%	14	2	0
Overvotes	0		0	0	0
Undervotes	17		16	1	0
Precincts Reporting	1 of 1				

Member of Council - Haviland Village

Vote For 2

	TOTAL	VOTE %	Election Day	Absentee	Provisional
Write-In Totals	34	100.00%	29	5	0
Write-In: Neil A. Stoller	16	47.06%	14	2	0
Write-In: Catherine Jewell	11	32.35%	9	2	0
Write-In: Non-validated	5	14.71%	4	1	0
Write-In: Non-validated 2	2	5.88%	2	0	0
Not Assigned	0	0.00%	0	0	0
Total Votes Cast	34	100.00%	29	5	0
Overvotes	0		0	0	0
Undervotes	32		31	1	0
Precincts Reporting	1 of 1				

Election Summary with Group Detail Results Report
 General Election
 November 7, 2023

Mayor - Latty Village

Vote For 1

	TOTAL	VOTE %	Election Day	Absentee	Provisional
Shawn R. Gerber	50	100.00%	36	12	2
Total Votes Cast	50	100.00%	36	12	2
Overvotes	0		0	0	0
Undervotes	8		5	3	0
Precincts Reporting	1 of 1				

Member of Council - Latty Village

Vote For 2

	TOTAL	VOTE %	Election Day	Absentee	Provisional
Kathy Habern	42	100.00%	31	10	1
No Valid Petition Filed	0	0.00%	0	0	0
Total Votes Cast	42	100.00%	31	10	1
Overvotes	0		0	0	0
Undervotes	74		51	20	3
Precincts Reporting	1 of 1				

Member of Board of Trustees of Public Affairs - Latty Village

Vote For 2

	TOTAL	VOTE %	Election Day	Absentee	Provisional
No Valid Petition Filed	0		0	0	0
No Valid Petition Filed	0		0	0	0
Total Votes Cast	0		0	0	0
Overvotes	0		0	0	0
Undervotes	116		82	30	4
Precincts Reporting	1 of 1				

Mayor - Melrose Village

Vote For 1

	TOTAL	VOTE %	Election Day	Absentee	Provisional
No Valid Petition Filed	0		0	0	0
Total Votes Cast	0		0	0	0
Overvotes	0		0	0	0
Undervotes	58		47	9	2
Precincts Reporting	1 of 1				

Member of Council - Melrose Village

Vote For 2

	TOTAL	VOTE %	Election Day	Absentee	Provisional
No Valid Petition Filed	0		0	0	0
No Valid Petition Filed	0		0	0	0
Total Votes Cast	0		0	0	0
Overvotes	0		0	0	0
Undervotes	116		94	18	4
Precincts Reporting	1 of 1				

Election Summary with Group Detail Results Report
 General Election
 November 7, 2023

Paulding Official Canvass

Paulding County

Mayor - Oakwood Village

Vote For 1

	TOTAL	VOTE %	Election Day	Absentee	Provisional
Joshua Duslak	133	78.70%	110	21	2
Brian D. Ripke	36	21.30%	30	4	2
Total Votes Cast	169	100.00%	140	25	4
Overvotes	0		0	0	0
Undervotes	4		2	2	0
Precincts Reporting	1 of 1				

Member of Council - Oakwood Village

Vote For 2

	TOTAL	VOTE %	Election Day	Absentee	Provisional
Tami AuFrance	97	37.31%	79	17	1
Jamie Clemens	80	30.77%	64	15	1
Karisa J. Long	83	31.92%	70	11	2
Total Votes Cast	260	100.00%	213	43	4
Overvotes	0		0	0	0
Undervotes	86		71	11	4
Precincts Reporting	1 of 1				

Mayor - Paulding Village

Vote For 1

	TOTAL	VOTE %	Election Day	Absentee	Provisional
Greg A. White	750	100.00%	445	297	8
Total Votes Cast	750	100.00%	445	297	8
Overvotes	0		0	0	0
Undervotes	182		98	81	3
Precincts Reporting	3 of 3				

Member of Council - Paulding Village

Vote For 2

	TOTAL	VOTE %	Election Day	Absentee	Provisional
Lois E. Beamer	578	47.49%	329	245	4
Dan Workman	639	52.51%	369	262	8
Total Votes Cast	1,217	100.00%	698	507	12
Overvotes	0		0	0	0
Undervotes	647		388	249	10
Precincts Reporting	3 of 3				

Mayor - Payne Village

Vote For 1

	TOTAL	VOTE %	Election Day	Absentee	Provisional
Lora Lyons	278	100.00%	214	60	4
Total Votes Cast	278	100.00%	214	60	4
Overvotes	0		0	0	0
Undervotes	56		43	12	1
Precincts Reporting	2 of 2				

Election Summary with Group Detail Results Report
 General Election
 November 7, 2023

Paulding Official Canvass

Paulding County

Member of Council - Payne Village

Vote For 2

	TOTAL	VOTE %	Election Day	Absentee	Provisional
No Valid Petition Filed	0	0.00%	0	0	0
Write-In Totals	34	100.00%	29	5	0
Write-In: Bradley J. Bohland	23	67.65%	20	3	0
Write-In: Non-validated	11	32.35%	9	2	0
Not Assigned	0	0.00%	0	0	0
Total Votes Cast	34	100.00%	29	5	0
Overvotes	0		0	0	0
Undervotes	634		485	139	10
Precincts Reporting	2 of 2				

Member of Board of Trustees of Public Affairs - Payne Village

Vote For 2

	TOTAL	VOTE %	Election Day	Absentee	Provisional
Ray H. Speice	205	47.02%	153	48	4
Allen Wobler	231	52.98%	182	49	0
Total Votes Cast	436	100.00%	335	97	4
Overvotes	0		0	0	0
Undervotes	232		179	47	6
Precincts Reporting	2 of 2				

Mayor - Scott Village

Vote For 1

	TOTAL	VOTE %	Election Day	Absentee	Provisional
Jeremy Akom	20	100.00%	12	8	0
Total Votes Cast	20	100.00%	12	8	0
Overvotes	0		0	0	0
Undervotes	6		5	1	0
Precincts Reporting	1 of 1				

Member of Council - Scott Village

Vote For 2

	TOTAL	VOTE %	Election Day	Absentee	Provisional
Nancy L. Miller	23	100.00%	16	7	0
No Valid Petition Filed	0	0.00%	0	0	0
Total Votes Cast	23	100.00%	16	7	0
Overvotes	0		0	0	0
Undervotes	29		18	11	0
Precincts Reporting	1 of 1				

Election Summary with Group Detail Results Report
 General Election
 November 7, 2023

Township Trustee - Auglaize Township

Vote For 1

	TOTAL	VOTE %	Election Day	Absentee	Provisional
Jerrod Hawk	422	93.16%	348	72	2
Write-In Totals	31	6.84%	27	4	0
Write-In: Emmett Klein Sr.	18	3.97%	15	3	0
Write-In: Non-validated	13	2.87%	12	1	0
Not Assigned	0	0.00%	0	0	0
Total Votes Cast	453	100.00%	375	76	2
Overvotes	1		1	0	0
Undervotes	92		79	13	0
Precincts Reporting	1 of 1				

Township Fiscal Officer - Auglaize Township

Vote For 1

	TOTAL	VOTE %	Election Day	Absentee	Provisional
Sue A. Becher	416	100.00%	344	70	2
Total Votes Cast	416	100.00%	344	70	2
Overvotes	0		0	0	0
Undervotes	130		111	19	0
Precincts Reporting	1 of 1				

Township Trustee - Benton Township

Vote For 1

	TOTAL	VOTE %	Election Day	Absentee	Provisional
Randy W. Noggle	325	100.00%	248	75	2
Total Votes Cast	325	100.00%	248	75	2
Overvotes	0		0	0	0
Undervotes	73		55	17	1
Precincts Reporting	1 of 1				

Township Fiscal Officer - Benton Township

Vote For 1

	TOTAL	VOTE %	Election Day	Absentee	Provisional
Racheal Head	328	100.00%	251	75	2
Total Votes Cast	328	100.00%	251	75	2
Overvotes	0		0	0	0
Undervotes	70		52	17	1
Precincts Reporting	1 of 1				

Township Trustee - Blue Creek Township

Vote For 1

	TOTAL	VOTE %	Election Day	Absentee	Provisional
Calvin Sinn	193	100.00%	144	49	0
Total Votes Cast	193	100.00%	144	49	0
Overvotes	0		0	0	0
Undervotes	44		28	16	0
Precincts Reporting	1 of 1				

Election Summary with Group Detail Results Report
 General Election
 November 7, 2023

Township Fiscal Officer - Blue Creek Township

Vote For 1

	TOTAL	VOTE %	Election Day	Absentee	Provisional
Chris Laukhuf	206	100.00%	150	56	0
Total Votes Cast	206	100.00%	150	56	0
Overvotes	0		0	0	0
Undervotes	31		22	9	0
Precincts Reporting	1 of 1				

Township Trustee - Brown Township

Vote For 1

	TOTAL	VOTE %	Election Day	Absentee	Provisional
Martin Adams	342	54.20%	240	100	2
Dan J. Halter	289	45.80%	194	88	7
Total Votes Cast	631	100.00%	434	188	9
Overvotes	1		0	1	0
Undervotes	37		26	10	1
Precincts Reporting	1 of 1				

Township Fiscal Officer - Brown Township

Vote For 1

	TOTAL	VOTE %	Election Day	Absentee	Provisional
Kevin A. Hornish	533	100.00%	369	156	8
Total Votes Cast	533	100.00%	369	156	8
Overvotes	0		0	0	0
Undervotes	136		91	43	2
Precincts Reporting	1 of 1				

Township Trustee - Carryall Township

Vote For 1

	TOTAL	VOTE %	Election Day	Absentee	Provisional
Joseph B. Barker	651	62.48%	497	149	5
Nick Bragg	391	37.52%	320	67	4
Total Votes Cast	1,042	100.00%	817	216	9
Overvotes	3		1	2	0
Undervotes	46		27	16	3
Precincts Reporting	2 of 2				

Township Fiscal Officer - Carryall Township

Vote For 1

	TOTAL	VOTE %	Election Day	Absentee	Provisional
Matthew Eicher	836	100.00%	648	179	9
Total Votes Cast	836	100.00%	648	179	9
Overvotes	0		0	0	0
Undervotes	255		197	55	3
Precincts Reporting	2 of 2				

Election Summary with Group Detail Results Report
 General Election
 November 7, 2023

Township Trustee - Crane Township

Vote For 1

	TOTAL	VOTE %	Election Day	Absentee	Provisional
Michael Meyer	351	100.00%	217	133	1
Total Votes Cast	351	100.00%	217	133	1
Overvotes	0		0	0	0
Undervotes	81		46	33	2
Precincts Reporting	1 of 1				

Township Fiscal Officer - Crane Township

Vote For 1

	TOTAL	VOTE %	Election Day	Absentee	Provisional
Carol S. Razo	324	100.00%	194	129	1
Total Votes Cast	324	100.00%	194	129	1
Overvotes	0		0	0	0
Undervotes	108		69	37	2
Precincts Reporting	1 of 1				

Township Trustee - Emerald Township

Vote For 1

	TOTAL	VOTE %	Election Day	Absentee	Provisional
No Valid Petition Filed	0		0	0	0
Total Votes Cast	0		0	0	0
Overvotes	0		0	0	0
Undervotes	281		182	96	3
Precincts Reporting	1 of 1				

Township Fiscal Officer - Emerald Township

Vote For 1

	TOTAL	VOTE %	Election Day	Absentee	Provisional
Samual E. Hatcher	221	100.00%	142	77	2
Total Votes Cast	221	100.00%	142	77	2
Overvotes	0		0	0	0
Undervotes	60		40	19	1
Precincts Reporting	1 of 1				

Township Trustee - Harrison Township

Vote For 1

	TOTAL	VOTE %	Election Day	Absentee	Provisional
Kerry Hook	381	100.00%	292	86	3
Total Votes Cast	381	100.00%	292	86	3
Overvotes	0		0	0	0
Undervotes	83		57	24	2
Precincts Reporting	1 of 1				

Election Summary with Group Detail Results Report
 General Election
 November 7, 2023

Township Fiscal Officer - Harrison Township

Vote For 1

	TOTAL	VOTE %	Election Day	Absentee	Provisional
Kathy Feasby	387	100.00%	293	91	3
Total Votes Cast	387	100.00%	293	91	3
Overvotes	0		0	0	0
Undervotes	77		56	19	2
Precincts Reporting	1 of 1				

Township Trustee - Jackson Township

Vote For 1

	TOTAL	VOTE %	Election Day	Absentee	Provisional
Stephen W. Sprow	533	100.00%	360	167	6
Total Votes Cast	533	100.00%	360	167	6
Overvotes	0		0	0	0
Undervotes	119		83	34	2
Precincts Reporting	2 of 2				

Township Fiscal Officer - Jackson Township

Vote For 1

	TOTAL	VOTE %	Election Day	Absentee	Provisional
Mary Howard	519	100.00%	351	164	4
Total Votes Cast	519	100.00%	351	164	4
Overvotes	0		0	0	0
Undervotes	133		92	37	4
Precincts Reporting	2 of 2				

Township Trustee - Latty Township

Vote For 1

	TOTAL	VOTE %	Election Day	Absentee	Provisional
Jason Sheets	239	100.00%	163	75	1
Total Votes Cast	239	100.00%	163	75	1
Overvotes	0		0	0	0
Undervotes	48		30	18	0
Precincts Reporting	1 of 1				

Township Fiscal Officer - Latty Township

Vote For 1

	TOTAL	VOTE %	Election Day	Absentee	Provisional
Susan Hinchcliff	245	100.00%	165	79	1
Total Votes Cast	245	100.00%	165	79	1
Overvotes	0		0	0	0
Undervotes	42		28	14	0
Precincts Reporting	1 of 1				

Election Summary with Group Detail Results Report
 General Election
 November 7, 2023

Township Trustee - Paulding Township

Vote For 1

	TOTAL	VOTE %	Election Day	Absentee	Provisional
Mike Kauser	924	100.00%	552	362	10
Total Votes Cast	924	100.00%	552	362	10
Overvotes	0		0	0	0
Undervotes	173		104	67	2
Precincts Reporting	3 of 3				

Township Fiscal Officer - Paulding Township

Vote For 1

	TOTAL	VOTE %	Election Day	Absentee	Provisional
Jane L. Buchman	858	100.00%	507	344	7
Total Votes Cast	858	100.00%	507	344	7
Overvotes	0		0	0	0
Undervotes	239		149	85	5
Precincts Reporting	3 of 3				

Township Trustee - Washington Township

Vote For 1

	TOTAL	VOTE %	Election Day	Absentee	Provisional
Lonnie C. Lytle	189	100.00%	132	56	1
Total Votes Cast	189	100.00%	132	56	1
Overvotes	0		0	0	0
Undervotes	27		18	8	1
Precincts Reporting	1 of 1				

Township Fiscal Officer - Washington Township

Vote For 1

	TOTAL	VOTE %	Election Day	Absentee	Provisional
Neil Beining	180	100.00%	125	54	1
Total Votes Cast	180	100.00%	125	54	1
Overvotes	0		0	0	0
Undervotes	36		25	10	1
Precincts Reporting	1 of 1				

Member of Governing Board of Educational Service Center at Large (District 5)

Vote For 1

	TOTAL	VOTE %	Election Day	Absentee	Provisional
Kevin Wannemacher	2,535	100.00%	1,899	617	19
Total Votes Cast	2,535	100.00%	1,899	617	19
Overvotes	0		0	0	0
Undervotes	595		422	163	10
Precincts Reporting	10 of 10				

Election Summary with Group Detail Results Report
 General Election
 November 7, 2023

Paulding Official Canvass

Paulding County

Member of Governing Board of Educational Service Center (District 1) Antwerp LSD

Vote For 1

	TOTAL	VOTE %	Election Day	Absentee	Provisional
Hazen Kennedy	1,125	100.00%	864	250	11
Total Votes Cast	1,125	100.00%	864	250	11
Overvotes	0		0	0	0
Undervotes	281		215	62	4
Precincts Reporting	4 of 4				

Member of Governing Board of Educational Service Center - Putnam County

Vote For 2

	TOTAL	VOTE %	Election Day	Absentee	Provisional
Cindy Erickson	0	0.00%	0	0	0
William Goecke	0	0.00%	0	0	0
Virgil P. Hohlbein	2	100.00%	2	0	0
Total Votes Cast	2	100.00%	2	0	0
Overvotes	0		0	0	0
Undervotes	6		6	0	0
Precincts Reporting	1 of 1				

Member of Board of Education - Antwerp LSD

Vote For 2

	TOTAL	VOTE %	Election Day	Absentee	Provisional
Dennis G. Recker	956	50.88%	725	222	9
Sara Schuette	923	49.12%	708	209	6
Total Votes Cast	1,879	100.00%	1,433	431	15
Overvotes	0		0	0	0
Undervotes	933		725	193	15
Precincts Reporting	4 of 4				

Member of Board of Education - Defiance City SD

Vote For 3

	TOTAL	VOTE %	Election Day	Absentee	Provisional
Wesley C. Moats	7	41.18%	7	0	0
Christine M. Oberlin	10	58.82%	9	1	0
Write-In Totals	0	0.00%	0	0	0
Not Assigned	0	0.00%	0	0	0
Total Votes Cast	17	100.00%	16	1	0
Overvotes	0		0	0	0
Undervotes	25		23	2	0
Precincts Reporting	1 of 1				

Election Summary with Group Detail Results Report
 General Election
 November 7, 2023

Member of Board of Education - Ottoville LSD

Vote For 2

	TOTAL	VOTE %	Election Day	Absentee	Provisional
Barbara I. Hoersten	2	40.00%	2	0	0
Ausstin Markward	3	60.00%	3	0	0
Total Votes Cast	5	100.00%	5	0	0
Overvotes	0		0	0	0
Undervotes	3		3	0	0
Precincts Reporting	1 of 1				

Member of Board of Education - Paulding Exempted Village SD

Vote For 3

	TOTAL	VOTE %	Election Day	Absentee	Provisional
Matthew Stoller	1,707	25.15%	1,127	572	8
Aric Mericle	1,118	16.48%	720	390	8
Joseph A. Manz	1,787	26.33%	1,157	618	12
Julie L. Arend	2,174	32.04%	1,395	760	19
Total Votes Cast	6,786	100.00%	4,399	2,340	47
Overvotes	0		0	0	0
Undervotes	2,880		2,000	831	49
Precincts Reporting	10 of 10				

Member of Board of Education - WTLSD

Vote For 2

	TOTAL	VOTE %	Election Day	Absentee	Provisional
Patrick Baumle	1,080	48.09%	746	327	7
Clint Sinn	1,166	51.91%	853	304	9
Total Votes Cast	2,246	100.00%	1,599	631	16
Overvotes	0		0	0	0
Undervotes	1,202		885	305	12
Precincts Reporting	7 of 7				

Issue 1

Vote For 1

	TOTAL	VOTE %	Election Day	Absentee	Provisional
Yes	1,824	28.93%	1,212	588	24
No	4,480	71.07%	3,222	1,221	37
Total Votes Cast	6,304	100.00%	4,434	1,809	61
Overvotes	4		3	1	0
Undervotes	62		34	28	0
Precincts Reporting	16 of 16				

Election Summary with Group Detail Results Report
 General Election
 November 7, 2023

Paulding Official Canvass

Paulding County

Issue 2

Vote For 1

	TOTAL	VOTE %	Election Day	Absentee	Provisional
Yes	2,837	45.13%	2,087	710	40
No	3,449	54.87%	2,335	1,096	18
Total Votes Cast	6,286	100.00%	4,422	1,806	58
Overvotes	0		0	0	0
Undervotes	84		49	32	3
Precincts Reporting	16 of 16				

3. Proposed Zoning Plan - Auglaize Township

Vote For 1

	TOTAL	VOTE %	Election Day	Absentee	Provisional
YES	135	25.14%	109	26	0
NO	402	74.86%	338	62	2
Total Votes Cast	537	100.00%	447	88	2
Overvotes	0		0	0	0
Undervotes	9		8	1	0
Precincts Reporting	1 of 1				

4. Local Liquor Option - Auglaize Township

Vote For 1

	TOTAL	VOTE %	Election Day	Absentee	Provisional
YES	406	75.61%	342	63	1
NO	131	24.39%	105	25	1
Total Votes Cast	537	100.00%	447	88	2
Overvotes	0		0	0	0
Undervotes	9		8	1	0
Precincts Reporting	1 of 1				

5. Proposed Tax Levy (Additional) - Benton Township / Village of Payne

Vote For 1

	TOTAL	VOTE %	Election Day	Absentee	Provisional
FOR THE TAX LEVY	161	41.07%	113	47	1
AGAINST THE TAX LEVY	231	58.93%	185	44	2
Total Votes Cast	392	100.00%	298	91	3
Overvotes	0		0	0	0
Undervotes	6		5	1	0
Precincts Reporting	1 of 1				

6. Proposed Tax Levy (Renewal) - Crane Township

Vote For 1

	TOTAL	VOTE %	Election Day	Absentee	Provisional
FOR THE TAX LEVY	283	68.03%	172	110	1
AGAINST THE TAX LEVY	133	31.97%	85	47	1
Total Votes Cast	416	100.00%	257	157	2
Overvotes	0		0	0	0
Undervotes	16		6	9	1
Precincts Reporting	1 of 1				

7. Proposed Tax Levy (Additional) - Harrison Township

Vote For 1

	TOTAL	VOTE %	Election Day	Absentee	Provisional
FOR THE TAX LEVY	147	59.51%	103	42	2
AGAINST THE TAX LEVY	100	40.49%	84	16	0
Total Votes Cast	247	100.00%	187	58	2
Overvotes	0		0	0	0
Undervotes	7		5	2	0
Precincts Reporting	1 of 1				

8. Proposed Tax Levy (Additional) - Jackson Township / Village

Vote For 1

	TOTAL	VOTE %	Election Day	Absentee	Provisional
FOR THE TAX LEVY	353	56.21%	240	108	5
AGAINST THE TAX LEVY	275	43.79%	187	86	2
Total Votes Cast	628	100.00%	427	194	7
Overvotes	0		0	0	0
Undervotes	24		16	7	1
Precincts Reporting	2 of 2				

9. Proposed Tax Levy (Renewal) - Paulding Exempted Village School District Paulding County and Putnam Counties

Vote For 1

	TOTAL	VOTE %	Election Day	Absentee	Provisional
For the Tax Levy	1,872	60.43%	1,214	638	20
Against the Tax Levy	1,226	39.57%	836	380	10
Total Votes Cast	3,098	100.00%	2,050	1,018	30
Overvotes	1		1	0	0
Undervotes	123		82	39	2
Precincts Reporting	10 of 10				

Election Summary with Group Detail Results Report
 General Election
 November 7, 2023

Paulding Official Canvass

Paulding County

10. Proposed Tax Levy (Renewal) - Paulding County Board of Health

Vote For 1

	TOTAL	VOTE %	Election Day	Absentee	Provisional
FOR THE TAX LEVY	4,001	64.89%	2,725	1,238	38
AGAINST THE TAX LEVY	2,165	35.11%	1,596	553	16
Total Votes Cast	6,166	100.00%	4,321	1,791	54
Overvotes	2		1	1	0
Undervotes	202		149	46	7
Precincts Reporting	16 of 16				

11. Proposed Tax Levy (Renewal) - Paulding County Library

Vote For 1

	TOTAL	VOTE %	Election Day	Absentee	Provisional
FOR THE TAX LEVY	3,859	62.45%	2,674	1,147	38
AGAINST THE TAX LEVY	2,320	37.55%	1,661	639	20
Total Votes Cast	6,179	100.00%	4,335	1,786	58
Overvotes	2		0	2	0
Undervotes	189		136	50	3
Precincts Reporting	16 of 16				

12. Proposed Tax Levy (Replacement) - Paulding County Enhanced 911 System

Vote For 1

	TOTAL	VOTE %	Election Day	Absentee	Provisional
FOR THE TAX LEVY	4,428	71.49%	3,076	1,313	39
AGAINST THE TAX LEVY	1,766	28.51%	1,275	476	15
Total Votes Cast	6,194	100.00%	4,351	1,789	54
Overvotes	2		1	1	0
Undervotes	174		119	48	7
Precincts Reporting	16 of 16				

13. Proposed Tax Levy (Replacement) - Antwerp Village

Vote For 1

	TOTAL	VOTE %	Election Day	Absentee	Provisional
FOR THE TAX LEVY	303	59.41%	216	84	3
AGAINST THE TAX LEVY	207	40.59%	165	40	2
Total Votes Cast	510	100.00%	381	124	5
Overvotes	1		0	1	0
Undervotes	34		25	7	2
Precincts Reporting	1 of 1				

Election Summary with Group Detail Results Report
 General Election
 November 7, 2023

14. Proposed Tax Levy (Renewal) - Village of Haviland

Vote For 1

	TOTAL	VOTE %	Election Day	Absentee	Provisional
FOR THE TAX LEVY	24	77.42%	22	2	0
AGAINST THE TAX LEVY	7	22.58%	6	1	0
Total Votes Cast	31	100.00%	28	3	0
Overvotes	0		0	0	0
Undervotes	2		2	0	0
Precincts Reporting	1 of 1				

15. Proposed Tax Levy (Replacement) - Paulding Village

Vote For 1

	TOTAL	VOTE %	Election Day	Absentee	Provisional
FOR THE TAX LEVY	513	56.94%	280	230	3
AGAINST THE TAX LEVY	388	43.06%	240	142	6
Total Votes Cast	901	100.00%	520	372	9
Overvotes	0		0	0	0
Undervotes	31		23	6	2
Precincts Reporting	3 of 3				

16. Proposed Tax Levy (Replacement) - Payne Village

Vote For 1

	TOTAL	VOTE %	Election Day	Absentee	Provisional
FOR THE TAX LEVY	210	64.42%	155	51	4
AGAINST THE TAX LEVY	116	35.58%	96	20	0
Total Votes Cast	326	100.00%	251	71	4
Overvotes	0		0	0	0
Undervotes	8		6	1	1
Precincts Reporting	2 of 2				

17. Proposed Tax Levy (Replacement) - Scott Village Van Wert and Paulding Counties

Vote For 1

	TOTAL	VOTE %	Election Day	Absentee	Provisional
FOR THE TAX LEVY	16	66.67%	11	5	0
AGAINST THE TAX LEVY	8	33.33%	4	4	0
Total Votes Cast	24	100.00%	15	9	0
Overvotes	0		0	0	0
Undervotes	2		2	0	0
Precincts Reporting	1 of 1				