

Summary Results Report
General Election
November 3, 2020

OFFICIAL RESULTS

Pickaway County

Statistics

	TOTAL	Election Day	In Office Absentee	Mail Absentee	Provisional
Election Day Precincts Reporting	42 of 42	42	0	0	0
Registered Voters - Total	36,306				
Ballots Cast - Total	28,480	12,224	8,015	7,576	665
Voter Turnout - Total	78.44%				

Summary Results Report
 General Election
 November 3, 2020

OFFICIAL RESULTS

Pickaway County

For President and Vice President

Vote For 1

	TOTAL	VOTE %	Election Day	In Office Absentee	Mail Absentee	Provisional
Dem Joseph R. Biden	7,304	25.80%	1,939	1,979	3,254	132
Howie Hawkins	65	0.23%	34	10	20	1
Lib Jo Jorgensen	295	1.04%	151	49	89	6
Rep Donald J. Trump	20,593	72.73%	10,025	5,929	4,116	523
Write-In Totals	57	0.20%	19	14	22	2
Overvotes	6		1	0	4	1
Undervotes	160		55	34	71	0
Precincts Reporting	42 of 42					

For Representative to Congress (15th District)

Vote For 1

	TOTAL	VOTE %	Election Day	In Office Absentee	Mail Absentee	Provisional
Dem Joel Newby	6,035	21.75%	1,692	1,711	2,522	110
Rep Steve Stivers	21,701	78.21%	10,283	6,176	4,737	505
Write-In Totals	12	0.04%	4	4	4	0
Overvotes	0		0	0	0	0
Undervotes	732		245	124	313	50
Precincts Reporting	42 of 42					

For State Senator (20th District)

Vote For 1

	TOTAL	VOTE %	Election Day	In Office Absentee	Mail Absentee	Provisional
Dem Christian N. Johnson	4,259	25.50%	1,034	1,341	1,790	94
Rep Tim Schaffer	12,440	74.50%	5,404	3,988	2,762	286
Overvotes	0		0	0	0	0
Undervotes	755		225	165	331	34
Precincts Reporting	25 of 25					

For State Representative (78th District)

Vote For 1

	TOTAL	VOTE %	Election Day	In Office Absentee	Mail Absentee	Provisional
Dem Charlotte Owens	4,442	26.55%	1,159	1,390	1,798	95
Rep Brian Stewart	12,288	73.45%	5,278	3,919	2,805	286
Overvotes	0		0	0	0	0
Undervotes	724		226	185	280	33
Precincts Reporting	25 of 25					

For State Representative (92nd District)

Vote For 1

	TOTAL	VOTE %	Election Day	In Office Absentee	Mail Absentee	Provisional
Rep Mark Johnson	7,687	72.37%	4,301	1,847	1,355	184
Dem Beth Workman	2,935	27.63%	1,065	608	1,219	43
Overvotes	1		0	0	0	1
Undervotes	403		195	66	119	23
Precincts Reporting	18 of 18					

Summary Results Report
 General Election
 November 3, 2020

OFFICIAL RESULTS

Pickaway County

For County Commissioner (1-2)

Vote For 1

	TOTAL	VOTE %	Election Day	In Office Absentee	Mail Absentee	Provisional
Rep Harold Henson	23,462	100.00%	10,899	6,816	5,250	497
Overvotes	0		0	0	0	0
Undervotes	5,018		1,325	1,199	2,326	168
Precincts Reporting	42 of 42					

For County Commissioner (1-3)

Vote For 1

	TOTAL	VOTE %	Election Day	In Office Absentee	Mail Absentee	Provisional
Rep Gary K. Scherer	23,022	100.00%	10,733	6,726	5,098	465
Overvotes	0		0	0	0	0
Undervotes	5,458		1,491	1,289	2,478	200
Precincts Reporting	42 of 42					

For Prosecuting Attorney

Vote For 1

	TOTAL	VOTE %	Election Day	In Office Absentee	Mail Absentee	Provisional
Rep Judy C. Wolford	23,461	100.00%	10,737	6,741	5,483	500
Overvotes	0		0	0	0	0
Undervotes	5,019		1,487	1,274	2,093	165
Precincts Reporting	42 of 42					

For Clerk of the Court of Common Pleas

Vote For 1

	TOTAL	VOTE %	Election Day	In Office Absentee	Mail Absentee	Provisional
Rep James Dean	23,348	100.00%	10,738	6,718	5,394	498
Overvotes	0		0	0	0	0
Undervotes	5,132		1,486	1,297	2,182	167
Precincts Reporting	42 of 42					

For Sheriff

Vote For 1

	TOTAL	VOTE %	Election Day	In Office Absentee	Mail Absentee	Provisional
Rep Matthew O. Hafey	14,050	50.60%	7,057	4,079	2,567	347
Dem Robert B. Radcliff	13,719	49.40%	4,890	3,810	4,743	276
Overvotes	2		0	0	1	1
Undervotes	709		277	126	265	41
Precincts Reporting	42 of 42					

For County Recorder

Vote For 1

	TOTAL	VOTE %	Election Day	In Office Absentee	Mail Absentee	Provisional
Dem Joyce R. Gifford	17,544	100.00%	7,143	4,931	5,116	354
Overvotes	0		0	0	0	0
Undervotes	10,936		5,081	3,084	2,460	311
Precincts Reporting	42 of 42					

Summary Results Report
 General Election
 November 3, 2020

OFFICIAL RESULTS

Pickaway County

For County Treasurer

Vote For 1

	TOTAL	VOTE %	Election Day	In Office Absentee	Mail Absentee	Provisional
Rep Ellery S. Elick	23,436	100.00%	10,674	6,726	5,528	508
Overvotes	0		0	0	0	0
Undervotes	5,044		1,550	1,289	2,048	157
Precincts Reporting	42 of 42					

For County Engineer

Vote For 1

	TOTAL	VOTE %	Election Day	In Office Absentee	Mail Absentee	Provisional
Rep Chris Mullins	23,160	100.00%	10,601	6,683	5,381	495
Overvotes	0		0	0	0	0
Undervotes	5,320		1,623	1,332	2,195	170
Precincts Reporting	42 of 42					

For Coroner

Vote For 1

	TOTAL	VOTE %	Election Day	In Office Absentee	Mail Absentee	Provisional
No Valid Petition Filed	0		0	0	0	0
Overvotes	0		0	0	0	0
Undervotes	28,480		12,224	8,015	7,576	665
Precincts Reporting	42 of 42					

For Member of the State Board of Education (10th District)

Vote For 1

	TOTAL	VOTE %	Election Day	In Office Absentee	Mail Absentee	Provisional
Mary E. Binegar	3,971	50.61%	1,901	827	1,156	87
Brendan P. Shea	3,876	49.39%	2,041	909	845	81
Overvotes	0		0	0	0	0
Undervotes	3,179		1,619	785	692	83
Precincts Reporting	18 of 18					

For Member of the State Board of Education (9th District)

Vote For 1

	TOTAL	VOTE %	Election Day	In Office Absentee	Mail Absentee	Provisional
Ron Hood	7,567	53.41%	3,051	2,372	2,025	119
Michelle Newman	6,601	46.59%	2,355	2,082	1,994	170
Overvotes	0		0	0	0	0
Undervotes	3,286		1,257	1,040	864	125
Precincts Reporting	25 of 25					



Summary Results Report
 General Election
 November 3, 2020

OFFICIAL RESULTS

Pickaway County



For Justice of the Supreme Court (1-1)

Vote For 1

	TOTAL	VOTE %	Election Day	In Office Absentee	Mail Absentee	Provisional
Sharon L. Kennedy	14,569	63.05% 	6,522	4,156	3,607	284
John P. O'Donnell	8,537	36.95% 	3,391	2,274	2,677	195
Overvotes	0		0	0	0	0
Undervotes	5,374		2,311	1,585	1,292	186
Precincts Reporting	42 of 42					


For Justice of the Supreme Court (1-2)

Vote For 1

	TOTAL	VOTE %	Election Day	In Office Absentee	Mail Absentee	Provisional
Jennifer Brunner	9,994	44.08% 	3,907	2,786	3,051	250
Judi French	12,681	55.92% 	5,882	3,493	3,089	217
Overvotes	2		0	0	2	0
Undervotes	5,803		2,435	1,736	1,434	198
Precincts Reporting	42 of 42					



For Judge of the Court of Appeals (4th District)

Vote For 1

	TOTAL	VOTE %	Election Day	In Office Absentee	Mail Absentee	Provisional
Peter B. Abele	18,410	100.00% 	8,369	5,265	4,406	370
Overvotes	0		0	0	0	0
Undervotes	10,070		3,855	2,750	3,170	295
Precincts Reporting	42 of 42					


For Judge of the Court of Appeals (UTE 2-8-23) (4th District)

Vote For 1

	TOTAL	VOTE %	Election Day	In Office Absentee	Mail Absentee	Provisional
Stacy Brooks	9,432	44.94% 	3,742	2,490	2,981	219
Kristy Wilkin	11,557	55.06% 	5,125	3,270	2,941	221
Overvotes	0		0	0	0	0
Undervotes	7,491		3,357	2,255	1,654	225
Precincts Reporting	42 of 42					

For Judge of the Court of Common Pleas (Probate/Juvenile Division)

Vote For 1

	TOTAL	VOTE %	Election Day	In Office Absentee	Mail Absentee	Provisional
Shelly R. Harsha	19,005	100.00% 	8,080	5,377	5,130	418
Overvotes	0		0	0	0	0
Undervotes	9,475		4,144	2,638	2,446	247
Precincts Reporting	42 of 42					



Summary Results Report
 General Election
 November 3, 2020

OFFICIAL RESULTS

Pickaway County



Village of New Holland Tax Levy New Holland Village

Vote For 1

	TOTAL	VOTE %	Election Day	In Office Absentee	Mail Absentee	Provisional
For the Tax Levy	103	35.40% 	49	35	19	0
Against the Tax Levy	188	64.60% 	96	38	46	8
Overvotes	0		0	0	0	0
Undervotes	6		4	1	0	1
Precincts Reporting	1 of 1					



Circleville Township Tax Levy

Vote For 1

	TOTAL	VOTE %	Election Day	In Office Absentee	Mail Absentee	Provisional
For the Tax Levy	666	48.37% 	207	235	208	16
Against the Tax Levy	711	51.63% 	246	233	214	18
Overvotes	0		0	0	0	0
Undervotes	47		11	12	20	4
Precincts Reporting	3 of 3					

Westfall Local School District Bond Issue Westfall Local School District

Vote For 1

	TOTAL	VOTE %	Election Day	In Office Absentee	Mail Absentee	Provisional
For the Bond Issue	2,797	62.97% 	1,538	610	575	74
Against the Bond Issue	1,645	37.03% 	846	270	501	28
Overvotes	0		0	0	0	0
Undervotes	105		47	13	31	14
Precincts Reporting	9 of 9					