

Summary Results Report
2022 General Election
November 8, 2022

OFFICIAL RESULTS

Pickaway County

Statistics

	TOTAL	Election Day	In Office Absentee	Mail Absentee	Provisional
Election Day Precincts Reporting	43 of 43	43	0	0	0
Registered Voters - Total	36,964				
Ballots Cast - Total	19,868	12,918	3,042	3,562	346
Voter Turnout - Total	53.75%				

Summary Results Report
2022 General Election
November 8, 2022

OFFICIAL RESULTS

Pickaway County

For Governor and Lieutenant Governor

Vote For 1

	TOTAL	VOTE %	Election Day	In Office Absentee	Mail Absentee	Provisional
Rep Mike Dewine and Jon Husted	15,209	77.45%	10,437	2,130	2,392	250
Dem Nan Whaley and Cheryl L. Stephens	4,289	21.84%	2,236	864	1,102	87
Write-In Totals	139	0.71%	114	8	12	5
Write-In: Invalid Write-in	92	0.47%	77	4	9	2
Write-In: Marshall Usher and Shannon Walker	43	0.22%	36	3	2	2
Write-In: Craig Patton and Collin Cook	3	0.02%	1	1	1	0
Write-In: Timothy Grady and Dayna Bickley	1	0.01%	0	0	0	1
Not Assigned	0	0.00%	0	0	0	0
Overvotes	2		0	0	2	0
Undervotes	229		131	40	54	4
Precincts Reporting	43 of 43					

For Attorney General

Vote For 1

	TOTAL	VOTE %	Election Day	In Office Absentee	Mail Absentee	Provisional
Dem Jeffrey A. Crossman	4,280	21.73%	2,197	854	1,149	80
Rep Dave Yost	15,420	78.27%	10,641	2,156	2,359	264
Overvotes	1		0	0	1	0
Undervotes	167		80	32	53	2
Precincts Reporting	43 of 43					

For Auditor of State

Vote For 1

	TOTAL	VOTE %	Election Day	In Office Absentee	Mail Absentee	Provisional
Rep Keith Faber	14,823	76.25%	10,313	2,079	2,179	252
Dem Taylor Sappington	4,618	23.75%	2,374	900	1,258	86
Overvotes	1		0	0	1	0
Undervotes	426		231	63	124	8
Precincts Reporting	43 of 43					

For Secretary of State

Vote For 1

	TOTAL	VOTE %	Election Day	In Office Absentee	Mail Absentee	Provisional
Dem Chelsea Clark	4,363	22.24%	2,227	862	1,192	82
Rep Frank LaRose	15,072	76.84%	10,420	2,127	2,269	256
Terpsehore Tore Maras	181	0.92%	134	17	22	8
Overvotes	1		0	0	1	0
Undervotes	251		137	36	78	0
Precincts Reporting	43 of 43					



Summary Results Report
2022 General Election
November 8, 2022

OFFICIAL RESULTS

Pickaway County



For Treasurer of State

Vote For 1

	TOTAL	VOTE %	Election Day	In Office Absentee	Mail Absentee	Provisional
Dem Scott Schertzer	4,688	24.12% 	2,407	914	1,278	89
Rep Robert Sprague	14,747	75.88% 	10,293	2,062	2,142	250
Overvotes	0		0	0	0	0
Undervotes	433		218	66	142	7
Precincts Reporting	43 of 43					



For Chief Justice of the Supreme Court

Vote For 1

	TOTAL	VOTE %	Election Day	In Office Absentee	Mail Absentee	Provisional
Dem Jennifer Brunner	5,093	26.05% 	2,660	975	1,362	96
Rep Sharon L. Kennedy	14,456	73.95% 	10,098	2,010	2,102	246
Overvotes	1		0	0	1	0
Undervotes	318		160	57	97	4
Precincts Reporting	43 of 43					



For Justice of the Supreme Court (1-1)

Vote For 1

	TOTAL	VOTE %	Election Day	In Office Absentee	Mail Absentee	Provisional
Rep Pat Fischer	14,589	74.90% 	10,177	2,046	2,118	248
Dem Terri Jamison	4,888	25.10% 	2,547	938	1,313	90
Overvotes	3		0	0	2	1
Undervotes	388		194	58	129	7
Precincts Reporting	43 of 43					

For Justice of the Supreme Court (1-2)

Vote For 1

	TOTAL	VOTE %	Election Day	In Office Absentee	Mail Absentee	Provisional
Rep Pat DeWine	14,318	73.72% 	9,951	2,024	2,098	245
Dem Marilyn Zayas	5,105	26.28% 	2,716	951	1,348	90
Overvotes	0		0	0	0	0
Undervotes	445		251	67	116	11
Precincts Reporting	43 of 43					

Summary Results Report
2022 General Election
November 8, 2022

OFFICIAL RESULTS

Pickaway County

For U.S. Senator

Vote For 1

	TOTAL	VOTE %		Election Day	In Office Absentee	Mail Absentee	Provisional
Dem Tim Ryan	5,696	29.07%		3,012	1,068	1,519	97
Rep JD Vance	13,859	70.72%		9,734	1,945	1,937	243
Write-In Totals	41	0.21%		26	4	8	3
Write-In: Invalid Write-in	34	0.17%		24	3	6	1
Write-In: Shane Hoffman	6	0.03%		2	0	2	2
Write-In: John Cheng	1	0.01%		0	1	0	0
Not Assigned	0	0.00%		0	0	0	0
Overvotes	2			0	0	2	0
Undervotes	270			146	25	96	3
Precincts Reporting	43 of 43						

For Representative to Congress (2nd District)

Vote For 1

	TOTAL	VOTE %		Election Day	In Office Absentee	Mail Absentee	Provisional
Dem Samantha Meadows	5,022	25.86%		2,617	956	1,353	96
Rep Brad Wenstrup	14,398	74.14%		10,075	2,023	2,058	242
Overvotes	0			0	0	0	0
Undervotes	448			226	63	151	8
Precincts Reporting	43 of 43						

For State Representative (12th District)

Vote For 1

	TOTAL	VOTE %		Election Day	In Office Absentee	Mail Absentee	Provisional
Rep Brian Stewart	15,996	97.99%		10,993	2,223	2,504	276
Write-In Totals	328	2.01%		193	64	65	6
Write-In: Invalid Write-in	292	1.79%		179	61	46	6
Write-In: Matthew Briner	36	0.22%		14	3	19	0
Not Assigned	0	0.00%		0	0	0	0
Overvotes	0			0	0	0	0
Undervotes	3,544			1,732	755	993	64
Precincts Reporting	43 of 43						

For Judge of the Court of Appeals (4th District)

Vote For 1

	TOTAL	VOTE %		Election Day	In Office Absentee	Mail Absentee	Provisional
Rep Kristy Wilkin	16,188	100.00%		11,151	2,255	2,500	282
Overvotes	0			0	0	0	0
Undervotes	3,680			1,767	787	1,062	64
Precincts Reporting	43 of 43						

Summary Results Report
2022 General Election
November 8, 2022

OFFICIAL RESULTS

Pickaway County

For County Commissioner (1-1)

Vote For 1

	TOTAL	VOTE %	Election Day	In Office Absentee	Mail Absentee	Provisional
Rep Jay H. Wippel	16,296	100.00%	11,156	2,279	2,578	283
Overvotes	0		0	0	0	0
Undervotes	3,572		1,762	763	984	63
Precincts Reporting	43 of 43					

For County Auditor

Vote For 1

	TOTAL	VOTE %	Election Day	In Office Absentee	Mail Absentee	Provisional
Dem Marsha A. Few	5,962	30.47%	3,164	1,129	1,565	104
Rep Brad Washburn	13,604	69.53%	9,579	1,876	1,913	236
Overvotes	1		0	0	1	0
Undervotes	301		175	37	83	6
Precincts Reporting	43 of 43					

For Coroner

Vote For 1

	TOTAL	VOTE %	Election Day	In Office Absentee	Mail Absentee	Provisional
No Valid Petition Filed	0		0	0	0	0
Overvotes	0		0	0	0	0
Undervotes	19,868		12,918	3,042	3,562	346
Precincts Reporting	43 of 43					

Issue 1

Vote For 1

	TOTAL	VOTE %	Election Day	In Office Absentee	Mail Absentee	Provisional
Yes	16,396	84.52%	10,807	2,412	2,911	266
No	3,003	15.48%	1,843	548	548	64
Overvotes	1		0	0	1	0
Undervotes	468		268	82	102	16
Precincts Reporting	43 of 43					

Issue 2

Vote For 1

	TOTAL	VOTE %	Election Day	In Office Absentee	Mail Absentee	Provisional
Yes	16,780	86.24%	11,185	2,442	2,886	267
No	2,677	13.76%	1,496	530	586	65
Overvotes	0		0	0	0	0
Undervotes	411		237	70	90	14
Precincts Reporting	43 of 43					



Summary Results Report
 2022 General Election
 November 8, 2022

OFFICIAL RESULTS

Pickaway County



Eagles F.O.E. 685 Sunday Sales (Circleville 3-B)

Vote For 1

	TOTAL	VOTE %	Election Day	In Office Absentee	Mail Absentee	Provisional
Yes	202	69.66% 	107	49	37	9
No	88	30.34% 	49	18	15	6
Overvotes	0		0	0	0	0
Undervotes	2		1	1	0	0
Precincts Reporting	1 of 1					



Gant's Pizza & Pub Sunday Sales (Circleville 3-B)

Vote For 1

	TOTAL	VOTE %	Election Day	In Office Absentee	Mail Absentee	Provisional
Yes	193	66.78% 	103	47	33	10
No	96	33.22% 	54	19	18	5
Overvotes	0		0	0	0	0
Undervotes	3		0	2	1	0
Precincts Reporting	1 of 1					



Main Street Pub Sunday Sales (Circleville 3-B)

Vote For 1

	TOTAL	VOTE %	Election Day	In Office Absentee	Mail Absentee	Provisional
Yes	185	63.79% 	101	41	33	10
No	105	36.21% 	56	25	19	5
Overvotes	0		0	0	0	0
Undervotes	2		0	2	0	0
Precincts Reporting	1 of 1					



Manchester Hill Winery Sunday Sales (Saltcreek-North/Tarlton)

Vote For 1

	TOTAL	VOTE %	Election Day	In Office Absentee	Mail Absentee	Provisional
Yes	316	72.48% 	225	43	46	2
No	120	27.52% 	83	16	20	1
Overvotes	0		0	0	0	0
Undervotes	8		5	0	2	1
Precincts Reporting	1 of 1					

Tavern 62 and Patio Sunday Sales (Darby-North)

Vote For 1

	TOTAL	VOTE %	Election Day	In Office Absentee	Mail Absentee	Provisional
Yes	337	67.67% 	245	30	60	2
No	161	32.33% 	114	18	28	1
Overvotes	0		0	0	0	0
Undervotes	2		0	1	1	0
Precincts Reporting	1 of 1					


Summary Results Report
 2022 General Election
 November 8, 2022

OFFICIAL RESULTS

Pickaway County


Village of New Holland Cemetery Levy #1 (Renewal)

Vote For 1

	TOTAL	VOTE %	Election Day	In Office Absentee	Mail Absentee	Provisional
For the Tax Levy	107	54.04% 	81	9	17	0
Against the Tax Levy	91	45.96%	64	7	18	2
Overvotes	0		0	0	0	0
Undervotes	1		1	0	0	0
Precincts Reporting	1 of 1					


Village of New Holland Cemetery Levy #2 (Renewal)

Vote For 1

	TOTAL	VOTE %	Election Day	In Office Absentee	Mail Absentee	Provisional
For the Tax Levy	100	50.51% 	77	9	14	0
Against the Tax Levy	98	49.49%	68	7	21	2
Overvotes	0		0	0	0	0
Undervotes	1		1	0	0	0
Precincts Reporting	1 of 1					


Village of New Holland Current Expenses Levy (Additional)

Vote For 1

	TOTAL	VOTE %	Election Day	In Office Absentee	Mail Absentee	Provisional
For the Tax Levy	78	39.39% 	59	10	9	0
Against the Tax Levy	120	60.61%	86	6	26	2
Overvotes	0		0	0	0	0
Undervotes	1		1	0	0	0
Precincts Reporting	1 of 1					


Village of New Holland Police Levy (Additional)

Vote For 1

	TOTAL	VOTE %	Election Day	In Office Absentee	Mail Absentee	Provisional
For the Tax Levy	68	34.87% 	55	9	4	0
Against the Tax Levy	127	65.13%	87	7	31	2
Overvotes	0		0	0	0	0
Undervotes	4		4	0	0	0
Precincts Reporting	1 of 1					

Village of Williamsport EMS Levy (Replacement and Increase)

Vote For 1

	TOTAL	VOTE %	Election Day	In Office Absentee	Mail Absentee	Provisional
For the Tax Levy	137	56.15% 	106	12	18	1
Against the Tax Levy	107	43.85%	82	10	13	2
Overvotes	0		0	0	0	0
Undervotes	2		1	0	1	0
Precincts Reporting	1 of 1					



Summary Results Report
 2022 General Election
 November 8, 2022

OFFICIAL RESULTS

Pickaway County



Harrison Township Fire and EMS Levy (Replacement and Increase)

Vote For 1

	TOTAL	VOTE %	Election Day	In Office Absentee	Mail Absentee	Provisional
For the Tax Levy	1,696	65.46% 	1,164	178	311	43
Against the Tax Levy	895	34.54% 	644	77	150	24
Overvotes	0		0	0	0	0
Undervotes	50		33	6	7	4
Precincts Reporting	6 of 6					



Madison Township Fire and EMS Levy (Replacement)

Vote For 1

	TOTAL	VOTE %	Election Day	In Office Absentee	Mail Absentee	Provisional
For the Tax Levy	381	67.31% 	277	27	74	3
Against the Tax Levy	185	32.69% 	146	10	27	2
Overvotes	0		0	0	0	0
Undervotes	16		11	1	4	0
Precincts Reporting	1 of 1					



Walnut Township Cemetery Levy (Renewal)

Vote For 1

	TOTAL	VOTE %	Election Day	In Office Absentee	Mail Absentee	Provisional
For the Tax Levy	774	57.08% 	436	138	192	8
Against the Tax Levy	582	42.92% 	343	123	109	7
Overvotes	0		0	0	0	0
Undervotes	16		8	1	7	0
Precincts Reporting	2 of 2					

Walnut Township Building Bond

Vote For 1

	TOTAL	VOTE %	Election Day	In Office Absentee	Mail Absentee	Provisional
For the Bond Issue	415	30.99% 	235	77	100	3
Against the Bond Issue	924	69.01% 	535	181	196	12
Overvotes	0		0	0	0	0
Undervotes	33		17	4	12	0
Precincts Reporting	2 of 2					