

**May 2, 2023 Primary/Special Election
Official Certification of Results
Signature Form**

We, the undersigned Members of the Board of Elections of County indicated below, do hereby certify that the Official Results of the Election (county specific and most-populous, if applicable) submitted to the Secretary of State's Office are valid and accurate, and the number of absentee voters reconciles with the number of absentee ballots cast and counted.


Pickaway
County Name

IN WITNESS WHEREOF, we have subscribed our names officially on the date indicated below:

May 17, 2023
Today's Date



Director


Deputy Director


Board Member


Board Member


Board Member


Board Member

The Board must complete and sign, scan, and email the signed form to Results@OhioSoS.gov along with the *Official Vote Total Summary Report with Group Detail*.

Summary Results Report
2023 Primary Election
May 2, 2023

Official Results

Pickaway County

Statistics

	TOTAL	Election Day	In Office Absentee	Mail Absentee	Provisional
Election Day Precincts Reporting	14 of 14	14	0	0	0
Registered Voters - Total	12,652				
Ballots Cast - Total	1,330	961	269	99	1
Ballots Cast - Republican	1,010	708	222	79	1
Ballots Cast - Nonpartisan	320	253	47	20	0
Voter Turnout - Total	10.51%				

Matthew P. Miller, Dem, Tr
John H. Hensley
Rep Rep Tr

Summary Results Report
2023 Primary Election
May 2, 2023

Official Results
Pickaway County

Rep For Mayor Circleville

Vote For 1

	TOTAL	VOTE %	Election Day	In Office Absentee	Mail Absentee	Provisional
Michelle L. Blanton	581	58.57%	414	121	45	1
Dave Horning	411	41.43%	281	100	30	0
Overvotes	0		0	0	0	0
Undervotes	18		13	1	4	0
Precincts Reporting	9 of 9					

Rep For President of Council Circleville

Vote For 1

	TOTAL	VOTE %	Election Day	In Office Absentee	Mail Absentee	Provisional
Barry D. Keller	839	100.00%	593	177	68	1
Overvotes	0		0	0	0	0
Undervotes	171		115	45	11	0
Precincts Reporting	9 of 9					

Rep For Auditor Circleville

Vote For 1

	TOTAL	VOTE %	Election Day	In Office Absentee	Mail Absentee	Provisional
Mark Bidwell	814	100.00%	576	174	63	1
Overvotes	0		0	0	0	0
Undervotes	196		132	48	16	0
Precincts Reporting	9 of 9					

Rep For Director of Law Circleville

Vote For 1

	TOTAL	VOTE %	Election Day	In Office Absentee	Mail Absentee	Provisional
Kendra C. Kinney	819	100.00%	579	174	65	1
Overvotes	0		0	0	0	0
Undervotes	191		129	48	14	0
Precincts Reporting	9 of 9					

Rep For Member of Council at Large Circleville

Vote For 3

	TOTAL	VOTE %	Election Day	In Office Absentee	Mail Absentee	Provisional
Katie Logan Hedges	684	28.12%	480	143	60	1
Thomas A. Klitzka	576	23.68%	423	124	29	0
Tom E. Spring	500	20.56%	352	109	38	1
Sheri Theis	672	27.63%	460	160	52	0
Overvotes	0		0	0	0	0
Undervotes	598		409	130	58	1
Precincts Reporting	9 of 9					

Summary Results Report
2023 Primary Election
May 2, 2023

Official Results
Pickaway County

Rep For Member of Council (1st Ward)

Vote For 1

	TOTAL	VOTE %	Election Day	In Office Absentee	Mail Absentee	Provisional
Jeff Hallinin	360	100.00%	247	88	25	0
Overvotes	0		0	0	0	0
Undervotes	100		64	21	15	0
Precincts Reporting	3 of 3					

Rep For Member of Council (2nd Ward)

Vote For 1

	TOTAL	VOTE %	Election Day	In Office Absentee	Mail Absentee	Provisional
Don McIlroy	194	100.00%	140	38	16	0
Overvotes	0		0	0	0	0
Undervotes	46		27	15	4	0
Precincts Reporting	2 of 2					

Rep For Member of Council (3rd Ward)

Vote For 1

	TOTAL	VOTE %	Election Day	In Office Absentee	Mail Absentee	Provisional
No Valid Petition Filed	0	0.00%	0	0	0	0
Write-In Totals	33	100.00%	22	11	0	0
Write-In: Emory Todd Brady	20	60.61%	11	9	0	0
Write-In: Not Valid	13	39.39%	11	2	0	0
Not Assigned	0	0.00%	0	0	0	0
Overvotes	0		0	0	0	0
Undervotes	151		111	27	12	1
Precincts Reporting	2 of 2					

Rep For Member of Council (4th Ward)

Vote For 1

	TOTAL	VOTE %	Election Day	In Office Absentee	Mail Absentee	Provisional
Tom Duvall	100	100.00%	72	21	7	0
Overvotes	0		0	0	0	0
Undervotes	26		25	1	0	0
Precincts Reporting	2 of 2					

Walnut Township Proposed Zoning Amendment

Vote For 1



	TOTAL	VOTE %	Election Day	In Office Absentee	Mail Absentee	Provisional
Yes	120	70.59%	96	17	7	0
No	50	29.41%	35	12	3	0
Overvotes	0		0	0	0	0
Undervotes	0		0	0	0	0
Precincts Reporting	2 of 2					

Summary Results Report
 2023 Primary Election
 May 2, 2023

Official Results
 Pickaway County

Washington Township Proposed Streets, Roads, and Bridges Tax Levy

Vote For 1

	TOTAL	VOTE %	Election Day	In Office Absentee	Mail Absentee	Provisional
For the Tax Levy	106	70.67% 	86	14	6	0
Against the Tax Levy	44	29.33% 	36	4	4	0
Overvotes	0		0	0	0	0
Undervotes	0		0	0	0	0
Precincts Reporting	3 of 3					