

Summary Results Report
2023 General Election
November 7, 2023

OFFICIAL RESULTS

Pickaway County

Statistics

	TOTAL	Election Day	In Office Absentee	Mail Absentee	Provisional
Election Day Precincts Reporting	43 of 43	43	0	0	0
Registered Voters - Total	36,676				
Ballots Cast - Total	19,065	14,262	3,454	1,145	204
Voter Turnout - Total	51.98%				

Matthew A. ... Dir. Dem

*J. Howley, App. Dir.
rep*



Summary Results Report
2023 General Election
November 7, 2023

OFFICIAL RESULTS

Pickaway County


For Mayor Circleville

Vote For 1

	TOTAL	VOTE %	Election Day	In Office Absentee	Mail Absentee	Provisional
Dem Bob Bensonhaver	1,428	37.73% 	718	565	133	12
Rep Michelle L. Blanton	2,357	62.27% 	1,492	686	149	30
Overvotes	0		0	0	0	0
Undervotes	127		81	24	19	3
Precincts Reporting	9 of 9					


For President of Council Circleville

Vote For 1

	TOTAL	VOTE %	Election Day	In Office Absentee	Mail Absentee	Provisional
Rep Barry D. Keller	3,019	100.00% 	1,853	929	199	38
Overvotes	0		0	0	0	0
Undervotes	893		438	346	102	7
Precincts Reporting	9 of 9					


For Auditor Circleville

Vote For 1

	TOTAL	VOTE %	Election Day	In Office Absentee	Mail Absentee	Provisional
Rep Mark Bidwell	2,872	100.00% 	1,793	861	180	38
Overvotes	0		0	0	0	0
Undervotes	1,040		498	414	121	7
Precincts Reporting	9 of 9					




For Director of Law Circleville

Vote For 1

	TOTAL	VOTE %	Election Day	In Office Absentee	Mail Absentee	Provisional
Rep Kendra C. Kinney	2,899	100.00% 	1,795	880	187	37
Overvotes	0		0	0	0	0
Undervotes	1,013		496	395	114	8
Precincts Reporting	9 of 9					

For Member of Council at Large Circleville

Vote For 3

	TOTAL	VOTE %	Election Day	In Office Absentee	Mail Absentee	Provisional
Rep Katie Logan Hedges	2,642	36.69% 	1,617	826	167	32
Rep Thomas A. Klitzka	2,242	31.14% 	1,391	693	143	15
Rep Sheri Theis	2,316	32.17% 	1,411	739	149	17
Overvotes	0		0	0	0	0
Undervotes	4,536		2,454	1,567	444	71
Precincts Reporting	9 of 9					

Summary Results Report
 2023 General Election
 November 7, 2023

OFFICIAL RESULTS

Pickaway County

For Member of Council (1st Ward)

Vote For 1

	TOTAL	VOTE %	Election Day	In Office Absentee	Mail Absentee	Provisional
Rep Jeff Hallinin	1,122	100.00%	688	347	78	9
Overvotes	0		0	0	0	0
Undervotes	468		206	197	62	3
Precincts Reporting	3 of 3					

For Member of Council (2nd Ward)

Vote For 1

	TOTAL	VOTE %	Election Day	In Office Absentee	Mail Absentee	Provisional
Rep Don McIlroy	670	100.00%	410	210	40	10
Overvotes	0		0	0	0	0
Undervotes	231		128	78	23	2
Precincts Reporting	2 of 2					

For Member of Council (3rd Ward)

Vote For 1

	TOTAL	VOTE %	Election Day	In Office Absentee	Mail Absentee	Provisional
Dem Zachary Brooks	473	100.00%	265	169	32	7
Overvotes	0		0	0	0	0
Undervotes	385		243	114	24	4
Precincts Reporting	2 of 2					

For Member of Council (4th Ward)

Vote For 1

	TOTAL	VOTE %	Election Day	In Office Absentee	Mail Absentee	Provisional
Rep Tom Duvall	388	100.00%	258	96	28	6
Overvotes	0		0	0	0	0
Undervotes	175		93	64	14	4
Precincts Reporting	2 of 2					

For Mayor Ashville Village

Vote For 1

	TOTAL	VOTE %	Election Day	In Office Absentee	Mail Absentee	Provisional
Nelson Embrey	360	27.99%	272	54	31	3
Steve Welsh	926	72.01%	775	109	31	11
Overvotes	0		0	0	0	0
Undervotes	138		115	13	6	4
Precincts Reporting	3 of 3					




Summary Results Report
2023 General Election
November 7, 2023

OFFICIAL RESULTS

Pickaway County


For Member of Council Ashville Village

Vote For 2

	TOTAL	VOTE %	Election Day	In Office Absentee	Mail Absentee	Provisional
Roger L. Clark	644	30.61% 	503	98	36	7
Colton Henson	915	43.49% 	764	102	39	10
Mark Stewart	545	25.90% 	442	72	25	6
Overvotes	0		0	0	0	0
Undervotes	744		615	80	36	13
Precincts Reporting	3 of 3					






For Mayor Commercial Point Village

Vote For 1

	TOTAL	VOTE %	Election Day	In Office Absentee	Mail Absentee	Provisional
Allan D. Goldhardt	945	100.00% 	828	69	33	15
Overvotes	0		0	0	0	0
Undervotes	240		203	18	14	5
Precincts Reporting	5 of 5					


For Member of Council Commercial Point Village

Vote For 2

	TOTAL	VOTE %	Election Day	In Office Absentee	Mail Absentee	Provisional
Write-In Totals	171	100.00% 	151	16	2	2
Write-In: Not Valid 1	94	54.97% 	86	8	0	0
Write-In: Not Valid 2	39	22.81% 	35	4	0	0
Write-In: Elsworth Jay Weaver	20	11.70% 	14	4	1	1
Write-In: Eric Nungester	18	10.53% 	16	0	1	1
Not Assigned	0	0.00%	0	0	0	0
Overvotes	0		0	0	0	0
Undervotes	2,199		1,911	158	92	38
Precincts Reporting	5 of 5					

For Mayor Darbyville Village

Vote For 1

	TOTAL	VOTE %	Election Day	In Office Absentee	Mail Absentee	Provisional
Keith Howard	43	100.00% 	39	3	0	1
Overvotes	0		0	0	0	0
Undervotes	2		2	0	0	0
Precincts Reporting	1 of 1					

For Member of Council Darbyville Village

Vote For 2

	TOTAL	VOTE %	Election Day	In Office Absentee	Mail Absentee	Provisional
No Valid Petition Filed	0		0	0	0	0
Overvotes	0		0	0	0	0
Undervotes	90		82	6	0	2
Precincts Reporting	1 of 1					

Summary Results Report
2023 General Election
November 7, 2023

OFFICIAL RESULTS

Pickaway County

For Mayor Harrisburg Village

Vote For 1

	TOTAL	VOTE %	Election Day	In Office Absentee	Mail Absentee	Provisional
Brannon Dawson	3	100.00%	2	1	0	0
Overvotes	0		0	0	0	0
Undervotes	0		0	0	0	0
Precincts Reporting	1 of 1					

For Member of Council Harrisburg Village

Vote For 2

	TOTAL	VOTE %	Election Day	In Office Absentee	Mail Absentee	Provisional
No Valid Petition Filed	0		0	0	0	0
Overvotes	0		0	0	0	0
Undervotes	6		4	2	0	0
Precincts Reporting	1 of 1					

For Mayor New Holland Village

Vote For 1

	TOTAL	VOTE %	Election Day	In Office Absentee	Mail Absentee	Provisional
No Valid Petition Filed	0		0	0	0	0
Overvotes	0		0	0	0	0
Undervotes	181		142	18	19	2
Precincts Reporting	1 of 1					

For Member of Council New Holland Village

Vote For 2

	TOTAL	VOTE %	Election Day	In Office Absentee	Mail Absentee	Provisional
No Valid Petition Filed	0		0	0	0	0
Overvotes	0		0	0	0	0
Undervotes	362		284	36	38	4
Precincts Reporting	1 of 1					

For Mayor South Bloomfield Village

Vote For 1

	TOTAL	VOTE %	Election Day	In Office Absentee	Mail Absentee	Provisional
Tom Ramsay	639	100.00%	518	81	23	17
Overvotes	0		0	0	0	0
Undervotes	146		125	12	5	4
Precincts Reporting	2 of 2					

For Member of Council South Bloomfield Village

Vote For 2

	TOTAL	VOTE %	Election Day	In Office Absentee	Mail Absentee	Provisional
Aaron Thomas	626	100.00%	508	81	21	16
Overvotes	0		0	0	0	0
Undervotes	944		778	105	35	26
Precincts Reporting	2 of 2					

Summary Results Report
 2023 General Election
 November 7, 2023

OFFICIAL RESULTS

Pickaway County

For Mayor Tarlton Village

Vote For 1

	TOTAL	VOTE %	Election Day	In Office Absentee	Mail Absentee	Provisional
Patrick McGrath	50	100.00%	38	9	3	0
Overvotes	0		0	0	0	0
Undervotes	21		19	0	1	1
Precincts Reporting	1 of 1					

For Member of Council Tarlton Village

Vote For 2

	TOTAL	VOTE %	Election Day	In Office Absentee	Mail Absentee	Provisional
No Valid Petition Filed	0		0	0	0	0
Overvotes	0		0	0	0	0
Undervotes	142		114	18	8	2
Precincts Reporting	1 of 1					

For Mayor Williamsport Village

Vote For 1

	TOTAL	VOTE %	Election Day	In Office Absentee	Mail Absentee	Provisional
Pennie M. McCain	103	37.45%	84	12	3	4
Write-In Totals	172	62.55%	144	18	4	6
Write-In: Tim Bush	169	61.45%	141	18	4	6
Write-In: Not Valid	3	1.09%	3	0	0	0
Not Assigned	0	0.00%	0	0	0	0
Overvotes	0		0	0	0	0
Undervotes	23		13	7	1	2
Precincts Reporting	1 of 1					

For Member of Council Williamsport Village

Vote For 2

	TOTAL	VOTE %	Election Day	In Office Absentee	Mail Absentee	Provisional
Cindy Mayhugh	217	100.00%	186	21	4	6
Overvotes	0		0	0	0	0
Undervotes	379		296	53	12	18
Precincts Reporting	1 of 1					

For Member of Board of Trustees of Public Affairs Williamsport Village

Vote For 2

	TOTAL	VOTE %	Election Day	In Office Absentee	Mail Absentee	Provisional
No Valid Petition Filed	0		0	0	0	0
Overvotes	0		0	0	0	0
Undervotes	596		482	74	16	24
Precincts Reporting	1 of 1					

Summary Results Report
2023 General Election
November 7, 2023

OFFICIAL RESULTS

Pickaway County

For Township Trustee Circleville Township

Vote For 1

	TOTAL	VOTE %	Election Day	In Office Absentee	Mail Absentee	Provisional
Roger W. Koch	425	53.80%	290	103	28	4
Steven E. Sawyer	365	46.20%	215	114	35	1
Overvotes	0		0	0	0	0
Undervotes	144		85	41	17	1
Precincts Reporting	3 of 3					

For Township Fiscal Officer Circleville Township

Vote For 1

	TOTAL	VOTE %	Election Day	In Office Absentee	Mail Absentee	Provisional
No Valid Petition Filed	0		0	0	0	0
Overvotes	0		0	0	0	0
Undervotes	934		590	258	80	6
Precincts Reporting	3 of 3					

For Township Trustee Darby Township

Vote For 1

	TOTAL	VOTE %	Election Day	In Office Absentee	Mail Absentee	Provisional
Thomas Doyle	379	39.64%	331	27	17	4
Rob McNeal	577	60.36%	484	44	46	3
Overvotes	0		0	0	0	0
Undervotes	206		175	15	14	2
Precincts Reporting	3 of 3					

For Township Fiscal Officer Darby Township

Vote For 1

	TOTAL	VOTE %	Election Day	In Office Absentee	Mail Absentee	Provisional
Mike Graham	868	100.00%	736	66	60	6
Overvotes	0		0	0	0	0
Undervotes	294		254	20	17	3
Precincts Reporting	3 of 3					

For Township Trustee Deercreek Township

Vote For 1

	TOTAL	VOTE %	Election Day	In Office Absentee	Mail Absentee	Provisional
Charles Galloway	407	100.00%	325	59	15	8
Overvotes	0		0	0	0	0
Undervotes	119		94	17	4	4
Precincts Reporting	1 of 1					

For Township Fiscal Officer Deercreek Township

Vote For 1

	TOTAL	VOTE %	Election Day	In Office Absentee	Mail Absentee	Provisional
Cindy K. Miller	394	100.00%	323	51	13	7
Overvotes	0		0	0	0	0
Undervotes	132		96	25	6	5
Precincts Reporting	1 of 1					

Summary Results Report
2023 General Election
November 7, 2023

OFFICIAL RESULTS

Pickaway County

For Township Trustee Harrison Township

Vote For 1

	TOTAL	VOTE %	Election Day	In Office Absentee	Mail Absentee	Provisional
Bill Welsh	2,089	100.00%	1,678	273	105	33
Overvotes	0		0	0	0	0
Undervotes	515		424	52	30	9
Precincts Reporting	6 of 6					

For Township Fiscal Officer Harrison Township

Vote For 1

	TOTAL	VOTE %	Election Day	In Office Absentee	Mail Absentee	Provisional
Lindsay Mayse	1,472	68.02%	1,196	181	69	26
Brenda Stewart	692	31.98%	531	102	50	9
Overvotes	0		0	0	0	0
Undervotes	440		375	42	16	7
Precincts Reporting	6 of 6					

For Township Trustee Jackson Township

Vote For 1

	TOTAL	VOTE %	Election Day	In Office Absentee	Mail Absentee	Provisional
David Dresbach	165	38.55%	131	29	5	0
Steve Garner	263	61.45%	202	44	15	2
Overvotes	0		0	0	0	0
Undervotes	50		42	6	2	0
Precincts Reporting	1 of 1					

For Township Fiscal Officer Jackson Township

Vote For 1

	TOTAL	VOTE %	Election Day	In Office Absentee	Mail Absentee	Provisional
Barbara A. Knox	386	100.00%	300	69	15	2
Overvotes	0		0	0	0	0
Undervotes	92		75	10	7	0
Precincts Reporting	1 of 1					

For Township Trustee Madison Township

Vote For 1

	TOTAL	VOTE %	Election Day	In Office Absentee	Mail Absentee	Provisional
Samuel Welch	448	100.00%	399	33	13	3
Overvotes	0		0	0	0	0
Undervotes	109		87	10	11	1
Precincts Reporting	1 of 1					

For Township Fiscal Officer Madison Township

Vote For 1

	TOTAL	VOTE %	Election Day	In Office Absentee	Mail Absentee	Provisional
Nicole Bitler	430	100.00%	381	32	14	3
Overvotes	0		0	0	0	0
Undervotes	127		105	11	10	1
Precincts Reporting	1 of 1					

Summary Results Report
 2023 General Election
 November 7, 2023

OFFICIAL RESULTS

Pickaway County

For Township Trustee Monroe Township

Vote For 1

	TOTAL	VOTE %	Election Day	In Office Absentee	Mail Absentee	Provisional
Richard Phillips	408	100.00%	342	52	12	2
Overvotes	0		0	0	0	0
Undervotes	76		59	12	2	3
Precincts Reporting	1 of 1					

For Township Fiscal Officer Monroe Township

Vote For 1

	TOTAL	VOTE %	Election Day	In Office Absentee	Mail Absentee	Provisional
Katie Barnes	402	100.00%	335	53	12	2
Overvotes	0		0	0	0	0
Undervotes	82		66	11	2	3
Precincts Reporting	1 of 1					

For Township Trustee Muhlenburg Township

Vote For 1

	TOTAL	VOTE %	Election Day	In Office Absentee	Mail Absentee	Provisional
Ronald Clifton	284	100.00%	239	33	10	2
Overvotes	0		0	0	0	0
Undervotes	49		41	7	1	0
Precincts Reporting	1 of 1					

For Township Fiscal Officer Muhlenburg Township

Vote For 1

	TOTAL	VOTE %	Election Day	In Office Absentee	Mail Absentee	Provisional
Steven Ronshausen	194	60.44%	163	26	4	1
Beth Wood	127	39.56%	106	13	7	1
Overvotes	0		0	0	0	0
Undervotes	12		11	1	0	0
Precincts Reporting	1 of 1					

For Township Trustee Perry Township

Vote For 1

	TOTAL	VOTE %	Election Day	In Office Absentee	Mail Absentee	Provisional
Ethan Smrtnik	278	100.00%	227	32	17	2
Overvotes	0		0	0	0	0
Undervotes	125		98	9	17	1
Precincts Reporting	1 of 1					

For Township Fiscal Officer Perry Township

Vote For 1

	TOTAL	VOTE %	Election Day	In Office Absentee	Mail Absentee	Provisional
Linda Mace	314	100.00%	252	32	27	3
Overvotes	0		0	0	0	0
Undervotes	89		73	9	7	0
Precincts Reporting	1 of 1					

Summary Results Report
2023 General Election
November 7, 2023

OFFICIAL RESULTS

Pickaway County

For Township Trustee Pickaway Township

Vote For 1

	TOTAL	VOTE %	Election Day	In Office Absentee	Mail Absentee	Provisional
Daryl Rittinger	739	100.00%	559	136	38	6
Overvotes	0		0	0	0	0
Undervotes	150		97	32	19	2
Precincts Reporting	2 of 2					

For Township Trustee Pickaway Township (Unexpired)

Vote For 1

	TOTAL	VOTE %	Election Day	In Office Absentee	Mail Absentee	Provisional
Jamie Twining	671	100.00%	505	124	37	5
Overvotes	0		0	0	0	0
Undervotes	218		151	44	20	3
Precincts Reporting	2 of 2					

For Township Fiscal Officer Pickaway Township

Vote For 1

	TOTAL	VOTE %	Election Day	In Office Absentee	Mail Absentee	Provisional
Brian J. Barr	714	100.00%	529	134	45	6
Overvotes	0		0	0	0	0
Undervotes	175		127	34	12	2
Precincts Reporting	2 of 2					

For Township Trustee Saltcreek Township

Vote For 1

	TOTAL	VOTE %	Election Day	In Office Absentee	Mail Absentee	Provisional
Scott D. Arnett	375	44.91%	302	55	14	4
Bret Imler	460	55.09%	361	65	32	2
Overvotes	0		0	0	0	0
Undervotes	127		102	17	7	1
Precincts Reporting	2 of 2					

For Township Fiscal Officer Saltcreek Township

Vote For 1

	TOTAL	VOTE %	Election Day	In Office Absentee	Mail Absentee	Provisional
Brooke Feola	710	100.00%	571	94	41	4
Overvotes	0		0	0	0	0
Undervotes	252		194	43	12	3
Precincts Reporting	2 of 2					

Summary Results Report
2023 General Election
November 7, 2023

OFFICIAL RESULTS

Pickaway County

For Township Trustee Scioto Township

Vote For 1

	TOTAL	VOTE %	Election Day	In Office Absentee	Mail Absentee	Provisional
Ronald Jahn	1,163	43.72%	1,016	85	52	10
John Maynard	1,004	37.74%	853	84	52	15
Scott O'Neil	493	18.53%	433	30	20	10
Overvotes	1		0	0	1	0
Undervotes	499		418	48	19	14
Precincts Reporting	6 of 6					

For Township Fiscal Officer Scioto Township

Vote For 1

	TOTAL	VOTE %	Election Day	In Office Absentee	Mail Absentee	Provisional
Terry Brill	2,303	100.00%	2,000	165	102	36
Overvotes	0		0	0	0	0
Undervotes	857		720	82	42	13
Precincts Reporting	6 of 6					

For Township Trustee Walnut Township

Vote For 1

	TOTAL	VOTE %	Election Day	In Office Absentee	Mail Absentee	Provisional
Roger L. Cook	1,042	100.00%	726	237	73	6
Overvotes	0		0	0	0	0
Undervotes	224		145	54	23	2
Precincts Reporting	2 of 2					

For Township Fiscal Officer Walnut Township

Vote For 1

	TOTAL	VOTE %	Election Day	In Office Absentee	Mail Absentee	Provisional
Vicki Sethna	1,007	100.00%	708	220	73	6
Overvotes	0		0	0	0	0
Undervotes	259		163	71	23	2
Precincts Reporting	2 of 2					

For Township Trustee Washington Township

Vote For 1

	TOTAL	VOTE %	Election Day	In Office Absentee	Mail Absentee	Provisional
Rick Stevens	996	100.00%	715	233	47	1
Overvotes	0		0	0	0	0
Undervotes	235		146	66	23	0
Precincts Reporting	3 of 3					

For Township Fiscal Officer Washington Township

Vote For 1

	TOTAL	VOTE %	Election Day	In Office Absentee	Mail Absentee	Provisional
Thomas J. Beavers	976	100.00%	697	229	49	1
Overvotes	0		0	0	0	0
Undervotes	255		164	70	21	0
Precincts Reporting	3 of 3					

Summary Results Report
2023 General Election
November 7, 2023

OFFICIAL RESULTS

Pickaway County

For Township Trustee Wayne Township

Vote For 1

	TOTAL	VOTE %	Election Day	In Office Absentee	Mail Absentee	Provisional
John Hamman	139	100.00%	110	23	5	1
Overvotes	0		0	0	0	0
Undervotes	25		20	2	3	0
Precincts Reporting	1 of 1					

For Township Fiscal Officer Wayne Township

Vote For 1

	TOTAL	VOTE %	Election Day	In Office Absentee	Mail Absentee	Provisional
John D. Hoffman	129	100.00%	102	21	5	1
Overvotes	0		0	0	0	0
Undervotes	35		28	4	3	0
Precincts Reporting	1 of 1					

For Member of Governing Board of Educational Service Center Pickaway County Educational Service Center

Vote For 2

	TOTAL	VOTE %	Election Day	In Office Absentee	Mail Absentee	Provisional
Jon Saxton	10,348	100.00%	8,310	1,387	546	105
Overvotes	0		0	0	0	0
Undervotes	18,474		14,580	2,657	1,034	203
Precincts Reporting	34 of 34					

For Member of Governing Board of Educational Service Center Ross-Pike Educational Service Center

Vote For 4

	TOTAL	VOTE %	Election Day	In Office Absentee	Mail Absentee	Provisional
Dan D. Cryder	12	32.43%	10	1	1	0
Nathan Horsley	12	32.43%	10	1	1	0
Byron M. Lloyd	13	35.14%	10	1	2	0
Overvotes	0		0	0	0	0
Undervotes	51		46	1	4	0
Precincts Reporting	2 of 2					

For Member of Governing Board of Educational Service Center Southern Ohio Educational Service Center (Subdistrict 4)

Vote For 1

	TOTAL	VOTE %	Election Day	In Office Absentee	Mail Absentee	Provisional
Norma K. Kirby	134	100.00%	106	17	10	1
Overvotes	0		0	0	0	0
Undervotes	75		57	8	9	1
Precincts Reporting	1 of 1					

For Member of Board of Education Adena Local School District

Vote For 2

	TOTAL	VOTE %	Election Day	In Office Absentee	Mail Absentee	Provisional
Roy A. Robinson	16	100.00%	13	1	2	0
Overvotes	0		0	0	0	0
Undervotes	28		25	1	2	0
Precincts Reporting	2 of 2					

Summary Results Report
2023 General Election
November 7, 2023

OFFICIAL RESULTS

Pickaway County

For Member of Board of Education Circleville City School District

Vote For 3

	TOTAL	VOTE %	Election Day	In Office Absentee	Mail Absentee	Provisional
Jeff Burrow	1,737	19.48%	1,069	538	116	14
Kara Davis	2,651	29.73%	1,570	857	199	25
Dia Hildenbrand	1,500	16.82%	862	524	97	17
Tony Reeser	1,870	20.97%	1,125	606	123	16
Tonya R. Winfield	1,159	13.00%	710	344	94	11
Overvotes	6		0	0	6	0
Undervotes	4,181		2,437	1,328	355	61
Precincts Reporting	15 of 15					

For Member of Board of Education Logan Elm Local School District

Vote For 2

	TOTAL	VOTE %	Election Day	In Office Absentee	Mail Absentee	Provisional
Michael Agosta	1,667	33.99%	1,192	358	108	9
Nikki Jackson	1,588	32.38%	1,221	269	91	7
Heidi D. White	1,649	33.63%	1,153	371	119	6
Overvotes	2		0	0	2	0
Undervotes	2,306		1,692	450	146	18
Precincts Reporting	9 of 9					

For Member of Board of Education Miami Trace Local School District

Vote For 2

	TOTAL	VOTE %	Election Day	In Office Absentee	Mail Absentee	Provisional
Bryan McCoy	106	45.89%	86	14	5	1
Lindsey Worley	125	54.11%	98	16	10	1
Overvotes	0		0	0	0	0
Undervotes	187		142	20	23	2
Precincts Reporting	1 of 1					

For Member of Board of Education Southwestern City School District

Vote For 2

	TOTAL	VOTE %	Election Day	In Office Absentee	Mail Absentee	Provisional
Anthony Caldwell	11	15.71%	9	2	0	0
Denise D'Angelo	25	35.71%	22	2	1	0
Julie Liskany	23	32.86%	19	2	2	0
Lee Schreiner	11	15.71%	9	2	0	0
Overvotes	0		0	0	0	0
Undervotes	40		29	6	5	0
Precincts Reporting	1 of 1					

Summary Results Report
2023 General Election
November 7, 2023

OFFICIAL RESULTS

Pickaway County

For Member of Board of Education Teays Valley Local School District

Vote For 3

	TOTAL	VOTE %	Election Day	In Office Absentee	Mail Absentee	Provisional
Roxanne H. Davis	3,860	25.95%	3,131	482	206	41
Mike France	4,018	27.01%	3,339	461	179	39
Heith Good	3,991	26.83%	3,222	534	194	41
Bill McGowan	3,008	20.22%	2,411	352	227	18
Overvotes	0		0	0	0	0
Undervotes	8,187		6,617	991	409	170
Precincts Reporting	17 of 17					

For Member of Board of Education Westfall Local School District

Vote For 3

	TOTAL	VOTE %	Election Day	In Office Absentee	Mail Absentee	Provisional
Judy Cook	1,016	15.75%	812	125	70	9
Brian Cooper	777	12.05%	659	77	36	5
Gerald Timothy Daniel	266	4.12%	222	27	17	0
Casey Pringle	960	14.89%	819	94	40	7
Mark Ruff	1,476	22.89%	1,219	167	79	11
Jennifer Brook Ruoff	1,009	15.65%	834	112	54	9
Annie Williams	945	14.65%	746	148	49	2
Overvotes	3		0	0	0	3
Undervotes	2,899		2,417	324	111	47
Precincts Reporting	9 of 9					

Issue 1

Vote For 1

	TOTAL	VOTE %	Election Day	In Office Absentee	Mail Absentee	Provisional
Yes	8,490	44.80%	5,978	1,771	622	119
No	10,461	55.20%	8,205	1,667	508	81
Overvotes	0		0	0	0	0
Undervotes	114		79	16	15	4
Precincts Reporting	43 of 43					

Issue 2

Vote For 1

	TOTAL	VOTE %	Election Day	In Office Absentee	Mail Absentee	Provisional
Yes	9,162	48.45%	6,916	1,634	477	135
No	9,748	51.55%	7,247	1,791	647	63
Overvotes	0		0	0	0	0
Undervotes	155		99	29	21	6
Precincts Reporting	43 of 43					

Summary Results Report
 2023 General Election
 November 7, 2023

OFFICIAL RESULTS

Pickaway County

Proposed Tax Levy (Renewal), Streets, 3 mills Deercreek Township (Unincorporated Area)

Vote For 1

	TOTAL	VOTE %	Election Day	In Office Absentee	Mail Absentee	Provisional
For the Tax Levy	108	49.32%	85	20	3	0
Against the Tax Levy	111	50.68%	85	19	7	0
Overvotes	0		0	0	0	0
Undervotes	9		8	0	1	0
Precincts Reporting	1 of 1					

Proposed Tax Levy (Additional), Cemeteries, 0.5 mill Harrison Township

Vote For 1

	TOTAL	VOTE %	Election Day	In Office Absentee	Mail Absentee	Provisional
For the Tax Levy	1,055	41.63%	797	162	84	12
Against the Tax Levy	1,479	58.37%	1,249	152	51	27
Overvotes	0		0	0	0	0
Undervotes	70		56	11	0	3
Precincts Reporting	6 of 6					

Proposed Tax Levy (Additional), EMS, 1.9 mills Fayette Emergency Medical Service

Vote For 1

	TOTAL	VOTE %	Election Day	In Office Absentee	Mail Absentee	Provisional
For the Tax Levy	90	51.43%	75	8	6	1
Against the Tax Levy	85	48.57%	63	10	12	0
Overvotes	0		0	0	0	0
Undervotes	6		4	0	1	1
Precincts Reporting	1 of 1					

Proposed Tax Levy (Replacement) #1, Current Expenses, 1.5 mills Sterling Joint Ambulance District

Vote For 1

	TOTAL	VOTE %	Election Day	In Office Absentee	Mail Absentee	Provisional
For the Tax Levy	621	56.15%	517	46	53	5
Against the Tax Levy	485	43.85%	420	39	23	3
Overvotes	0		0	0	0	0
Undervotes	53		51	0	1	1
Precincts Reporting	3 of 3					

Proposed Tax Levy (Replacement) #2, Current Expenses, 1.5 mills Sterling Joint Ambulance District

Vote For 1

	TOTAL	VOTE %	Election Day	In Office Absentee	Mail Absentee	Provisional
For the Tax Levy	592	56.17%	497	44	47	4
Against the Tax Levy	462	43.83%	394	37	27	4
Overvotes	0		0	0	0	0
Undervotes	105		97	4	3	1
Precincts Reporting	3 of 3					

Proposed Tax Levy (Additional), Current Expenses, 1.5 mills Tri-County Joint Fire District

Vote For 1

	TOTAL	VOTE %	Election Day	In Office Absentee	Mail Absentee	Provisional
For the Tax Levy	589	54.04%	491	46	48	4
Against the Tax Levy	501	45.96%	431	38	28	4
Overvotes	0		0	0	0	0
Undervotes	69		66	1	1	1
Precincts Reporting	3 of 3					

Proposed Municipal Income Tax, Safety Forces, 0.4% City of Circleville

Vote For 1

	TOTAL	VOTE %	Election Day	In Office Absentee	Mail Absentee	Provisional
For the Income Tax	1,744	45.86%	995	590	146	13
Against the Income Tax	2,059	54.14%	1,229	665	137	28
Overvotes	0		0	0	0	0
Undervotes	109		67	20	18	4
Precincts Reporting	9 of 9					

Proposed Tax Levy (Renewal), Streets, 0.7 mill New Holland Village

Vote For 1

	TOTAL	VOTE %	Election Day	In Office Absentee	Mail Absentee	Provisional
For the Tax Levy	85	48.85%	70	8	6	1
Against the Tax Levy	89	51.15%	67	10	12	0
Overvotes	0		0	0	0	0
Undervotes	7		5	0	1	1
Precincts Reporting	1 of 1					

Proposed Tax Levy (Additional), Current Expenses, 1 mill New Holland Village

Vote For 1

	TOTAL	VOTE %	Election Day	In Office Absentee	Mail Absentee	Provisional
For the Tax Levy	68	38.86%	56	7	4	1
Against the Tax Levy	107	61.14%	82	11	14	0
Overvotes	0		0	0	0	0
Undervotes	6		4	0	1	1
Precincts Reporting	1 of 1					

Proposed Tax Levy (Additional), Streets, 1 mill Tarlton Village

Vote For 1


	TOTAL	VOTE %	Election Day	In Office Absentee	Mail Absentee	Provisional
For the Tax Levy	37	53.62%	29	6	2	0
Against the Tax Levy	32	46.38%	27	3	1	1
Overvotes	0		0	0	0	0
Undervotes	2		1	0	1	0
Precincts Reporting	1 of 1					

Official Canvass by the Most Populous County (Candidates)

County Board of Elections:	Pickaway	District Number and Type	Pickaway County ESC
Election Date and Type:	November 7, 2023	Office:	Member of Governing Board of Education

The above named Board of Elections hereby certifies the votes cast for the candidates below for the office described above.

Indicate successful candidate(s) with an asterisk.




Candidates	 Jon Saxton					
Party	n/a					
Write-in (Y/N)	No					
County	Votes	Votes	Votes	Votes	Votes	Votes
Pickaway	10,348					
Fairfield	196					
Franklin	2					
Hocking	655					
Madison	2					
Totals	11,203	0	0	0	0	0

Official Canvass by the Most Populous County (Candidates)

County Board of Elections:	Pickaway	District Number and Type	Westfall Local School District
Election Date and Type:	November 7, 2023	Office:	School Board Member (vote for 3)

The above named Board of Elections hereby certifies the votes cast for the candidates below for the office described above.

Indicate successful candidate(s) with an asterisk.

Candidates	 Judy Cook	Brian Cooper	Gerald Timothy Daniel	Casey Pringle	 Mark Ruff	 Jennifer Brook Ruoff	Annie Williams
Party	n/a	n/a	n/a	n/a	n/a	n/a	n/a
Write-in (Y/N)	No	No	No	No	No	No	No
County	Votes	Votes	Votes	Votes	Votes	Votes	Votes
Pickaway	1,016	777	266	960	1,476	1,009	945
Madison	0	0	0	0	1	1	1
Totals	1,016	777	266	960	1,477	1,010	946



Official Canvass by the Most Populous County (Candidates)

County Board of Elections:	Pickaway
Election Date and Type:	November 7, 2023

District Number and Type	Logan Elm Local School District
Office:	School Board Member (vote for 2)

The above named Board of Elections hereby certifies the votes cast for the candidates below for the office described above.

Indicate successful candidate(s) with an asterisk.

Candidates	 Michael Agosta	Nikki Jackson	 Heidi D. White			
Party	n/a	n/a	n/a			
Write-in (Y/N)	No	No	No			
County	Votes	Votes	Votes	Votes	Votes	Votes
Pickaway	1,667	1,588	1,649			
Hocking	359	394	453			
Totals	2,026	1,982	2,102	0	0	0

Official Canvass by the Most Populous County (Candidates)

County Board of Elections:	Pickaway
Election Date and Type:	November 7, 2023

District Number and Type	Teays Valley Local School District
Office:	School Board Member (vote for 3)

The above named Board of Elections hereby certifies the votes cast for the candidates below for the office described above.

Indicate successful candidate(s) with an asterisk.

Candidates	★ Roxanne H. Davis	★ Mike France	★ Heith Good	Bill McGowan		
Party	n/a	n/a	n/a	n/a		
Write-in (Y/N)	No	No	No	No		
County	Votes	Votes	Votes	Votes	Votes	Votes
Pickaway	3,860	4,018	3,991	3,008		
Fairfield	129	126	181	120		
Franklin	0	0	0	1		
Totals	3,989	4,144	4,172	3,129	0	0

Official Canvass by the Most Populous County (Local Questions and Issues)

(District/subdivision results reported by county)

Report of the votes cast in the district/subdivision for the following question or issue:

County Board of Elections:	Pickaway	District/ Subdivision:	New Holland
Election Date:	November 7, 2023	Purpose:	Current expenses
Issue Type:	Tax levy	Millage:	1
Levy Type <i>(if applicable) :</i>	Additional	Percentage: (for income/sales tax)	

List all counties alphabetically and record the vote totals below.

Overlap County/Counties	Yes Votes	★ No Votes	Comments
Pickaway	68	107	
Fayette	15	19	
Total(s)	83	126	

Official Canvass by the Most Populous County (Local Questions and Issues)

(District/subdivision results reported by county)

Report of the votes cast in the district/subdivision for the following question or issue:

County Board of Elections:	Pickaway	District/ Subdivision:	New Holland
Election Date:	November 7, 2023	Purpose:	Roads, streets, bridges
Issue Type:	Tax levy	Millage:	1
Levy Type <i>(if applicable):</i>	Renewal	Percentage: <i>(for income/sales tax)</i>	

List all counties alphabetically and record the vote totals below.

Overlap County/Counties	★ Yes Votes	No Votes	Comments
Pickaway	85	89	
Fayette	20	14	
Total(s)	105	103	

**November 7, 2023 General Election
Official Certification of Results
Signature Form**

We, the undersigned Members of the Board of Elections of County indicated below, do hereby certify that the Official Results of the Election (county specific and most-populous, if applicable) submitted to the Secretary of State's Office are valid and accurate, and the number of absentee voters reconciles with the number of absentee ballots cast and counted.

Pickaway

County Name

IN WITNESS WHEREOF, we have subscribed our names officially on the date indicated below:

Nov 20, 2023

Today's Date




Director



Deputy Director



Board Member



Board Member



Board Member



Board Member

The Board must complete and sign, scan, and email the signed form to Results@OhioSoS.gov along with the *Official Vote Total Summary Report with Group Detail*.