

Summary Results Report
2024 General Election
November 5, 2024

OFFICIAL RESULTS

Pickaway County

Statistics	TOTAL
Election Day Precincts Reporting	44 of 44
Registered Voters - Total	38,574
Ballots Cast - Total	29,607
Voter Turnout - Total	76.75%

Summary Results Report
 2024 General Election
 November 5, 2024

OFFICIAL RESULTS

Pickaway County

For President and Vice President

Vote For 1

	TOTAL	VOTE %	
Npc Richard Duncan	94	0.32%	<div style="width: 0.32%;"></div>
Dem Kamala D. Harris	7,397	25.15%	<div style="width: 25.15%;"></div>
Lib Chase Oliver	136	0.46%	<div style="width: 0.46%;"></div>
Opc Peter Sonski	41	0.14%	<div style="width: 0.14%;"></div>
Candidate Withdrawn	71	0.24%	<div style="width: 0.24%;"></div>
Rep Donald J. Trump	21,607	73.46%	<div style="width: 73.46%;"></div>
Write-In Totals	67	0.23%	<div style="width: 0.23%;"></div>
Write-In: (Invalid)	62	0.21%	<div style="width: 0.21%;"></div>
Write-In: Claudia De la Cruz / Karina Garcia	3	0.01%	<div style="width: 0.01%;"></div>
Write-In: Cornel West / Melina Abdullah	2	0.01%	<div style="width: 0.01%;"></div>
Not Assigned	0	0.00%	<div style="width: 0.00%;"></div>
Overvotes	5		
Undervotes	189		
Precincts Reporting	44 of 44		

For Justice of the Supreme Court (1-1)

Vote For 1

	TOTAL	VOTE %	
Dem Michael P. Donnelly	7,386	26.03%	<div style="width: 26.03%;"></div>
Rep Megan E. Shanahan	20,992	73.97%	<div style="width: 73.97%;"></div>
Overvotes	1		
Undervotes	1,228		
Precincts Reporting	44 of 44		

For Justice of the Supreme Court (1-2)

Vote For 1

	TOTAL	VOTE %	
Rep Joseph T. Deters	20,586	73.08%	<div style="width: 73.08%;"></div>
Dem Melody J. Stewart	7,585	26.92%	<div style="width: 26.92%;"></div>
Overvotes	3		
Undervotes	1,433		
Precincts Reporting	44 of 44		

For Justice of the Supreme Court (Unexpired)

Vote For 1

	TOTAL	VOTE %	
Dem Lisa Forbes	7,450	26.42%	<div style="width: 26.42%;"></div>
Rep Daniel R. Hawkins	20,747	73.58%	<div style="width: 73.58%;"></div>
Overvotes	1		
Undervotes	1,409		
Precincts Reporting	44 of 44		








Summary Results Report
 2024 General Election
 November 5, 2024

OFFICIAL RESULTS

Pickaway County






For U.S. Senator

Vote For 1

	TOTAL	VOTE %	
Dem Sherrod Brown	8,452	29.07%	
Lib Don Kissick	985	3.39%	
Rep Bernie Moreno	19,613	67.45%	
Write-In Totals	27	0.09%	
Write-In: (Invalid)	26	0.09%	
Write-In: Stephen Faris	1	0.00%	
Not Assigned	0	0.00%	
Overvotes	0		
Undervotes	530		
Precincts Reporting	44 of 44		



For Representative to Congress (2nd District)

Vote For 1

	TOTAL	VOTE %	
Dem Samantha Meadows	7,297	25.89%	
Rep David J. Taylor	20,874	74.06%	
Write-In Totals	15	0.05%	
Write-In: (Invalid)	15	0.05%	
Not Assigned	0	0.00%	
Overvotes	1		
Undervotes	1,420		
Precincts Reporting	44 of 44		


For State Representative (12th District)

Vote For 1

	TOTAL	VOTE %	
Dem Brad W. Cotton	7,358	26.02%	
Rep Brian Stewart	20,922	73.98%	
Overvotes	0		
Undervotes	1,327		
Precincts Reporting	44 of 44		


For Judge of the Court of Appeals (2-9) (4th District)

Vote For 1

	TOTAL	VOTE %	
Rep Jason P. Smith	23,237	100.00%	
Overvotes	0		
Undervotes	6,370		
Precincts Reporting	44 of 44		

For Judge of the Court of Appeals (2-10) (4th District)

Vote For 1

	TOTAL	VOTE %	
Rep Mike Hess	23,393	100.00%	
Overvotes	0		
Undervotes	6,214		
Precincts Reporting	44 of 44		


Summary Results Report
2024 General Election
November 5, 2024

OFFICIAL RESULTS

Pickaway County


For County Commissioner (1-2)

Vote For 1

	TOTAL	VOTE %	
Rep Harold Henson	23,097	100.00%	
Overvotes	0		
Undervotes	6,510		
Precincts Reporting	44 of 44		


For County Commissioner (1-3)

Vote For 1

	TOTAL	VOTE %	
Rep Gary Scherer	23,164	100.00%	
Overvotes	0		
Undervotes	6,443		
Precincts Reporting	44 of 44		


For Prosecuting Attorney

Vote For 1

	TOTAL	VOTE %	
Rep Jayme Hartley Fountain	23,356	100.00%	
Overvotes	0		
Undervotes	6,251		
Precincts Reporting	44 of 44		


For Clerk of the Court of Common Pleas

Vote For 1

	TOTAL	VOTE %	
Rep Grant Davis	23,096	100.00%	
Overvotes	0		
Undervotes	6,511		
Precincts Reporting	44 of 44		


For Sheriff

Vote For 1

	TOTAL	VOTE %	
Rep Matthew O. Hafey	23,475	100.00%	
Overvotes	0		
Undervotes	6,132		
Precincts Reporting	44 of 44		

For County Recorder

Vote For 1

	TOTAL	VOTE %	
Rep Sarah Turner	23,479	100.00%	
Overvotes	0		
Undervotes	6,128		
Precincts Reporting	44 of 44		

Summary Results Report
 2024 General Election
 November 5, 2024

OFFICIAL RESULTS

Pickaway County

For County Treasurer

Vote For 1

	TOTAL	VOTE %	
Rep John Howley	23,287	100.00%	<div style="width: 100%; background-color: #f0e68c;"></div>
Overvotes	0		
Undervotes	6,320		
Precincts Reporting	44 of 44		

For County Engineer

Vote For 1

	TOTAL	VOTE %	
Rep Chris Mullins	23,316	100.00%	<div style="width: 100%; background-color: #f0e68c;"></div>
Overvotes	0		
Undervotes	6,291		
Precincts Reporting	44 of 44		

For Coroner

Vote For 1

	TOTAL	VOTE %	
No Valid Petition Filed	0		
Overvotes	0		
Undervotes	29,607		
Precincts Reporting	44 of 44		

For Member of State Board of Education (6th District)

Vote For 1

	TOTAL	VOTE %	
David Donofrio	5,478	29.13%	<div style="width: 29.13%; background-color: #f0e68c;"></div>
Cathye J. Flory	7,873	41.86%	<div style="width: 41.86%; background-color: #f0e68c;"></div>
Chris Orban	5,455	29.01%	<div style="width: 29.01%; background-color: #f0e68c;"></div>
Overvotes	7		
Undervotes	10,794		
Precincts Reporting	44 of 44		

For Judge of the Court of Common Pleas

Vote For 1

	TOTAL	VOTE %	
Matt Chafin	20,738	100.00%	<div style="width: 100%; background-color: #f0e68c;"></div>
Overvotes	0		
Undervotes	8,869		
Precincts Reporting	44 of 44		

State Issue 1

Vote For 1

	TOTAL	VOTE %	
YES	8,873	31.18%	<div style="width: 31.18%; background-color: #f0e68c;"></div>
NO	19,587	68.82%	<div style="width: 68.82%; background-color: #f0e68c;"></div>
Overvotes	0		
Undervotes	1,147		
Precincts Reporting	44 of 44		

Summary Results Report
 2024 General Election
 November 5, 2024

OFFICIAL RESULTS

Pickaway County

City of Circleville, 0.4 per cent Safety Forces Income Tax

Vote For 1

	TOTAL	VOTE %	
For the Income Tax	2,672	47.20%	<div style="width: 47.20%; background-color: #ffc107;"></div>
Against the Income Tax	2,989	52.80%	<div style="width: 52.80%; background-color: #ffc107;"></div>
Overvotes	0		
Undervotes	241		
Precincts Reporting	9 of 9		

Village of New Holland Renewal, 1 mill Cemetery Tax Levy

Vote For 1

	TOTAL	VOTE %	
For the Tax Levy	131	46.79%	<div style="width: 46.79%; background-color: #ffc107;"></div>
Against the Tax Levy	149	53.21%	<div style="width: 53.21%; background-color: #ffc107;"></div>
Overvotes	0		
Undervotes	5		
Precincts Reporting	1 of 1		

Village of New Holland Additional, 1 mill Current Expenses Tax Levy

Vote For 1

	TOTAL	VOTE %	
For the Tax Levy	89	31.67%	<div style="width: 31.67%; background-color: #ffc107;"></div>
Against the Tax Levy	192	68.33%	<div style="width: 68.33%; background-color: #ffc107;"></div>
Overvotes	0		
Undervotes	4		
Precincts Reporting	1 of 1		

Circleville Township Additional, 4 mills Fire & EMS Tax Levy

Vote For 1

	TOTAL	VOTE %	
For the Tax Levy	781	56.43%	<div style="width: 56.43%; background-color: #ffc107;"></div>
Against the Tax Levy	603	43.57%	<div style="width: 43.57%; background-color: #ffc107;"></div>
Overvotes	0		
Undervotes	50		
Precincts Reporting	3 of 3		



Deercreek Township (excluding Williamsport) Additional, 3.5 mills Streets Tax Levy

Vote For 1

	TOTAL	VOTE %	
For the Tax Levy	137	40.18%	<div style="width: 40.18%; background-color: #ffc107;"></div>
Against the Tax Levy	204	59.82%	<div style="width: 59.82%; background-color: #ffc107;"></div>
Overvotes	0		
Undervotes	22		
Precincts Reporting	1 of 1		



Perry Township (excluding New Holland) Replacement, 2.5 mills Streets Tax Levy

Vote For 1

	TOTAL	VOTE %	
For the Tax Levy	136	44.16%	
Against the Tax Levy	172	55.84%	
Overvotes	0		
Undervotes	14		
Precincts Reporting	1 of 1		



Pickaway Township Additional, 4 mills Fire & EMS Tax Levy

Vote For 1

	TOTAL	VOTE %	
For the Tax Levy	713	54.72%	
Against the Tax Levy	590	45.28%	
Overvotes	0		
Undervotes	35		
Precincts Reporting	2 of 2		



Pleasant-Darby Union Cemetery Renewal, 1 mill Current Expenses Tax Levy

Vote For 1

	TOTAL	VOTE %	
For the Tax Levy	706	44.24%	
Against the Tax Levy	890	55.76%	
Overvotes	0		
Undervotes	102		
Precincts Reporting	3 of 3		

Southwest Public Libraries Additional, 0.75 mill Current Expenses Tax Levy

Vote For 1

	TOTAL	VOTE %	
For the Tax Levy	26	29.89%	
Against the Tax Levy	61	70.11%	
Overvotes	0		
Undervotes	3		
Precincts Reporting	1 of 1		