

May 2, 2017
Primary/Special


**Official Certification of Results of the May 2, 2017
Primary/Special Election Signature Form**

We, the undersigned Members of the Board of Elections of Pickaway County, do hereby certify the validity and accuracy of the Official Election Results (county specific and most-populous; if applicable) and the Supplemental Reports for Absentee Ballots and Provisional Ballots (in lieu of signing individual reports) that have been electronically submitted to the Secretary of State's Office.


IN WITNESS WHEREOF, we have subscribed our names officially at Circleville, Ohio this 18th day of May, 2017.




Board Chairperson



Board Member




Board Member



Board Member



Director (Attest)



Deputy Director (Attest)

This signature form for the purpose of certifying the validity and accuracy of the Official Election Results (county specific and most-populous; if applicable) and the Supplemental Reports for Absentee Ballots and Provisional Ballots for the May 2, 2017 Primary/Special Election must be submitted via e-mail to Allison Scott at Ascott@ohiosecretaryofstate.gov by the deadline noted below. The signature form must be signed by the Director, Deputy Director, and each Board Member present for the official canvass.

As stated in Directive 2017-05, boards of elections must submit their official vote total report (summary level), signature form and report forms not later than 4:00 p.m. on Tuesday, May 23, 2017. However, boards are encouraged to submit these reports via email as soon as the board has completed its official certification.

VOTES PERCENT

PRECINCTS COUNTED (OF 42)	42	100.00
REGISTERED VOTERS - TOTAL	34,294	
REGISTERED VOTERS - DEMOCRATIC	1,271	3.71
REGISTERED VOTERS - NONPARTISAN	10,020	29.22
BALLOTS CAST - TOTAL	2,333	
BALLOTS CAST - DEMOCRATIC	438	18.77
BALLOTS CAST - NONPARTISAN	1,895	81.23
VOTER TURNOUT - TOTAL		6.80
VOTER TURNOUT - DEMOCRATIC		34.46
VOTER TURNOUT - NONPARTISAN		18.91

Date:05/17/17 01:55 PM

VOTES PERCENT

President of Council - Circleville

Vote for not more than 1
(WITH 10 OF 10 PRECINCTS COUNTED)

David M. Crawford	350	83.53
Michael R. Parks	69	16.47

Treasurer - Circleville

Vote for not more than 1
(WITH 10 OF 10 PRECINCTS COUNTED)

Brent F. Bowers	323	100.00
---------------------------	-----	--------

Council-at-large - Circleville

Vote for not more than 3
(WITH 10 OF 10 PRECINCTS COUNTED)

NO CANDIDATE FILED	0	
------------------------------	---	--

Council - 1st Ward

Vote for not more than 1
(WITH 5 OF 5 PRECINCTS COUNTED)

Zachary Brooks	147	100.00
--------------------------	-----	--------

Council - 2nd Ward

Vote for not more than 1
(WITH 3 OF 3 PRECINCTS COUNTED)

NO CANDIDATE FILED	0	
------------------------------	---	--

Council - 3rd Ward

Vote for not more than 1
(WITH 2 OF 2 PRECINCTS COUNTED)

NO CANDIDATE FILED	0	
------------------------------	---	--

Council - 4th Ward

Vote for not more than 1
(WITH 2 OF 2 PRECINCTS COUNTED)

NO CANDIDATE FILED	0	
------------------------------	---	--

Date:05/17/17 01:55 PM

VOTES PERCENT

ADAMH

(WITH 42 OF 42 PRECINCTS COUNTED)

For the Tax Levy	1,357	58.44
Against the Tax Levy.	965	41.56

New Holland Community Center

(WITH 1 OF 1 PRECINCTS COUNTED)

For the Tax Levy	47	48.96
Against the Tax Levy.	49	51.04

Miami Trace Local School District

(WITH 1 OF 1 PRECINCTS COUNTED)

FOR THE TAX LEVY	53	50.96
AGAINST THE TAX LEVY.	51	49.04

WITH 42 OF 42 PRECINCTS REPORTING

	TOTAL	PERCENT		TOTAL	PERCENT
01 = REGISTERED VOTERS - TOTAL	34,294		06 = BALLOTS CAST - NONPARTISAN	1,895	81.23
02 = REGISTERED VOTERS - DEMOCRATIC	1,271	3.71	07 = VOTER TURNOUT - TOTAL		6.80
03 = REGISTERED VOTERS - NONPARTISAN	10,020	29.22	08 = VOTER TURNOUT - DEMOCRATIC		34.46
04 = BALLOTS CAST - TOTAL	2,333		09 = VOTER TURNOUT - NONPARTISAN		18.91
05 = BALLOTS CAST - DEMOCRATIC	438	18.77			

	01	02	03	04	05	06	07	08	09
0001 CIRCLEVILLE 1-A	993	161	832	113	63	50	11.38	39.13	6.01
0002 CIRCLEVILLE 1-B	602	117	485	81	54	27	13.46	46.15	5.57
0003 CIRCLEVILLE 1-C	589	103	486	94	48	46	15.96	46.60	9.47
0004 CIRCLEVILLE 1-D	789	138	651	100	50	50	12.67	36.23	7.68
0005 CIRCLEVILLE 2-A	1290	221	1069	105	63	42	8.14	28.51	3.93
0006 CIRCLEVILLE 2-B	836	90	746	50	27	23	5.98	30.00	3.08
0007 CIRCLEVILLE 3-A	939	125	814	83	55	28	8.84	44.00	3.44
0008 CIRCLEVILLE 3-B	830	117	713	55	28	27	6.63	23.93	3.79
0009 CIRCLEVILLE 4-A	871	131	740	63	37	26	7.23	28.24	3.51
0010 CIRCLEVILLE 4-B	606	68	538	40	13	27	6.60	19.12	5.02
0011 CIRCLEVILLE-NORTH	420		62	36		36	8.57		58.06
0012 CIRCLEVILLE-NORTHWEST	382		37	26		26	6.81		70.27
0013 CIRCLEVILLE-SOUTH	969		183	87		87	8.98		47.54
0014 DARBY CLARKS LAKE	681		59	36		36	5.29		61.02
0015 DARBY-NORTH	796		77	53		53	6.66		68.83
0016 DARBY-SOUTH	623		44	25		25	4.01		56.82
0017 DEERCREEK/WILLIAMSPORT	985		139	60		60	6.09		43.17
0018 ASHVILLE-EAST	721		78	37		37	5.13		47.44
0019 ASHVILLE-NORTH	1095		90	20		20	1.83		22.22
0020 ASHVILLE-WEST	766		68	19		19	2.48		27.94
0021 SOUTH BLOOMFIELD	1200		122	38		38	3.17		31.15
0022 HARRISON TOWNSHIP	927		88	35		35	3.78		39.77
0023 JACKSON TOWNSHIP	759		86	45		45	5.93		52.33
0024 MADISON TOWNSHIP	956		87	56		56	5.86		64.37
0025 MONROE TOWNSHIP	793		74	50		50	6.31		67.57
0026 DARBYVILLE MUHLENBERG	601		59	31		31	5.16		52.54
0027 PERRY/NEW HOLLAND	761		80	120		120	15.77		150.0
0028 PICKAWAY-EAST	916		167	70		70	7.64		41.92
0029 PICKAWAY-WEST	573		90	56		56	9.77		62.22
0030 SALTCREEK-NORTH/TARLTON	814		132	61		61	7.49		46.21
0031 SALTCREEK-SOUTH	991		132	77		77	7.77		58.33
0032 COMMERCIAL POINT	1359		130	51		51	3.75		39.23
0033 SCIOTO-NORTHEAST	359		51	18		18	5.01		35.29
0034 SOUTHERN POINT	1137		104	32		32	2.81		30.77
0035 SCIOTO-NORTH	764		78	60		60	7.85		76.92
0036 SCIOTO-SOUTH	1025		95	53		53	5.17		55.79
0037 WALNUT-EAST	1055		112	51		51	4.83		45.54
0038 WALNUT-WEST	1000		97	50		50	5.00		51.55
0039 WASHINGTON-CENTRAL	554		66	34		34	6.14		51.52
0040 WASHINGTON-NORTH	840		102	56		56	6.67		54.90
0041 WASHINGTON-SOUTH	801		112	80		80	9.99		71.43
0042 WAYNE TOWNSHIP	326		45	26		26	7.98		57.78

DATE:05/17/17 01:54 PM

WITH 10 OF 10 PRECINCTS REPORTING

VOTES PERCENT

President of Council - Circleville

Vote for not more than 1

- 01 = David M. Crawford
- 02 = Michael R. Parks

350	83.53
69	16.47

	01	02
0001 CIRCLEVILLE 1-A	54	8
0002 CIRCLEVILLE 1-B	41	10
0003 CIRCLEVILLE 1-C	46	2
0004 CIRCLEVILLE 1-D	42	4
0005 CIRCLEVILLE 2-A	49	11
0006 CIRCLEVILLE 2-B	18	4
0007 CIRCLEVILLE 3-A	49	5
0008 CIRCLEVILLE 3-B	21	6
0009 CIRCLEVILLE 4-A	26	11
0010 CIRCLEVILLE 4-B	4	8

WITH 10 OF 10 PRECINCTS REPORTING

VOTES PERCENT

Treasurer - Circleville
Vote for not more than 1
01 = Brent F. Bowers

323 100.00

01

0001 CIRCLEVILLE 1-A	46
0002 CIRCLEVILLE 1-B	38
0003 CIRCLEVILLE 1-C	39
0004 CIRCLEVILLE 1-D	41
0005 CIRCLEVILLE 2-A	43
0006 CIRCLEVILLE 2-B	16
0007 CIRCLEVILLE 3-A	44
0008 CIRCLEVILLE 3-B	20
0009 CIRCLEVILLE 4-A	24
0010 CIRCLEVILLE 4-B	12

DATE:05/17/17 01:54 PM

WITH 10 OF 10 PRECINCTS REPORTING

VOTES PERCENT

Council-at-large - Circleville

Vote for not more than 3

01 = NO CANDIDATE FILED

0

01

0001 CIRCLEVILLE 1-A	0
0002 CIRCLEVILLE 1-B	0
0003 CIRCLEVILLE 1-C	0
0004 CIRCLEVILLE 1-D	0
0005 CIRCLEVILLE 2-A	0
0006 CIRCLEVILLE 2-B	0
0007 CIRCLEVILLE 3-A	0
0008 CIRCLEVILLE 3-B	0
0009 CIRCLEVILLE 4-A	0
0010 CIRCLEVILLE 4-B	0

DATE:05/17/17 01:54 PM

WITH 5 OF 5 PRECINCTS REPORTING

Council - 1st Ward
Vote for not more than 1
01 = Zachary Brooks

VOTES PERCENT

147 100.00

01

0001 CIRCLEVILLE 1-A	47
0002 CIRCLEVILLE 1-B	38
0003 CIRCLEVILLE 1-C	38
0004 CIRCLEVILLE 1-D	24
0006 CIRCLEVILLE 2-B	0

DATE:05/17/17 01:54 PM

WITH 3 OF 3 PRECINCTS REPORTING

VOTES PERCENT

Council - 2nd Ward

Vote for not more than 1

01 = NO CANDIDATE FILED

0

01

0

0004 CIRCLEVILLE 1-D

0

0005 CIRCLEVILLE 2-A

0

0006 CIRCLEVILLE 2-B

0

NUMBERED KEY CANVASS

Pickaway County, Ohio
Primary/Special Election
May 2, 2017
DEMOCRATIC

Official Results

REPORT-EL52

PAGE 0007

DATE:05/17/17 01:54 PM

WITH 2 OF 2 PRECINCTS REPORTING

VOTES PERCENT

Council - 3rd Ward

Vote for not more than 1

01 = NO CANDIDATE FILED

0

01

0007 CIRCLEVILLE 3-A

0

0008 CIRCLEVILLE 3-B

0

	TOTAL VOTES	%	Election Day	Absentee	Provisional
PRECINCTS COUNTED (OF 42)	42	100.00			
REGISTERED VOTERS - TOTAL	34,294				
REGISTERED VOTERS - DEMOCRATIC	1,271	3.71			
REGISTERED VOTERS - NONPARTISAN	10,020	29.22			
BALLOTS CAST - TOTAL	2,333		2,032	291	10
BALLOTS CAST - DEMOCRATIC	438	18.77	339	96	3
BALLOTS CAST - NONPARTISAN	1,895	81.23	1,693	195	7
VOTER TURNOUT - TOTAL		6.80			
VOTER TURNOUT - DEMOCRATIC		34.46			
VOTER TURNOUT - NONPARTISAN		18.91			

	TOTAL VOTES	%	Election Day	Absentee	Provisional
President of Council - Circleville					
Vote for not more than 1					
(WITH 10 OF 10 PRECINCTS COUNTED)					
David M. Crawford	350	83.53	264	84	2
Michael R. Parks	69	16.47	58	10	1
Treasurer - Circleville					
Vote for not more than 1					
(WITH 10 OF 10 PRECINCTS COUNTED)					
Brent F. Bowers	323	100.00	247	74	2
Council-at-large - Circleville					
Vote for not more than 3					
(WITH 10 OF 10 PRECINCTS COUNTED)					
NO CANDIDATE FILED	0		0	0	0
Council - 1st Ward					
Vote for not more than 1					
(WITH 5 OF 5 PRECINCTS COUNTED)					
Zachary Brooks	147	100.00	119	28	0
Council - 2nd Ward					
Vote for not more than 1					
(WITH 3 OF 3 PRECINCTS COUNTED)					
NO CANDIDATE FILED	0		0	0	0
Council - 3rd Ward					
Vote for not more than 1					
(WITH 2 OF 2 PRECINCTS COUNTED)					
NO CANDIDATE FILED	0		0	0	0
Council - 4th Ward					
Vote for not more than 1					
(WITH 2 OF 2 PRECINCTS COUNTED)					
NO CANDIDATE FILED	0		0	0	0

Date:05/17/17 01:55 PM

	TOTAL VOTES	%	Election Day	Absentee	Provisional
ADAMH					
(WITH 42 OF 42 PRECINCTS COUNTED)					
For the Tax Levy	1,357	58.44	1,162	188	7
Against the Tax Levy.	965	41.56	863	99	3
New Holland Community Center					
(WITH 1 OF 1 PRECINCTS COUNTED)					
For the Tax Levy	47	48.96	46	0	1
Against the Tax Levy.	49	51.04	47	2	0
Miami Trace Local School District					
(WITH 1 OF 1 PRECINCTS COUNTED)					
FOR THE TAX LEVY	53	50.96	50	2	1
AGAINST THE TAX LEVY.	51	49.04	51	0	0

NUMBERED KEY CANVASS

Pickaway County, Ohio
Primary/Special Election
May 2, 2017
DEMOCRATIC

Official Results

REPORT-EL52

PAGE 0008

DATE:05/17/17 01:54 PM

WITH 2 OF 2 PRECINCTS REPORTING

VOTES PERCENT

Council - 4th Ward

Vote for not more than 1

01 = NO CANDIDATE FILED

0

01

0009 CIRCLEVILLE 4-A

0

0010 CIRCLEVILLE 4-B

0

DATE:05/17/17 01:54 PM

WITH 42 OF 42 PRECINCTS REPORTING

VOTES PERCENT

ADAMH
01 = For the Tax Levy
02 = Against the Tax Levy

1,357 58.44
965 41.56

	01	02
0001 CIRCLEVILLE 1-A	72	39
0002 CIRCLEVILLE 1-B	57	24
0003 CIRCLEVILLE 1-C	76	18
0004 CIRCLEVILLE 1-D	68	32
0005 CIRCLEVILLE 2-A	72	32
0006 CIRCLEVILLE 2-B	32	18
0007 CIRCLEVILLE 3-A	53	27
0008 CIRCLEVILLE 3-B	41	13
0009 CIRCLEVILLE 4-A	34	29
0010 CIRCLEVILLE 4-B	13	27
0011 CIRCLEVILLE-NORTH	22	14
0012 CIRCLEVILLE-NORTHWEST	15	11
0013 CIRCLEVILLE-SOUTH	51	35
0014 DARBY CLARKS LAKE	12	24
0015 DARBY-NORTH	26	27
0016 DARBY-SOUTH	11	14
0017 DEERCREEK/WILLIAMSPORT	42	18
0018 ASHVILLE-EAST	23	14
0019 ASHVILLE-NORTH	9	11
0020 ASHVILLE-WEST	10	9
0021 SOUTH BLOOMFIELD	22	16
0022 HARRISON TOWNSHIP	17	18
0023 JACKSON TOWNSHIP	33	12
0024 MADISON TOWNSHIP	27	28
0025 MONROE TOWNSHIP	23	27
0026 DARBYVILLE MUHLENBERG	14	17
0027 PERRY/NEW HOLLAND	57	63
0028 PICKAWAY-EAST	49	21
0029 PICKAWAY-WEST	34	22
0030 SALTCREEK-NORTH/TARLTON	26	34
0031 SALTCREEK-SOUTH	38	39
0032 COMMERCIAL POINT	18	33
0033 SCIOTO-NORTHEAST	6	12
0034 SOUTHERN POINT	19	13
0035 SCIOTO-NORTH	22	38
0036 SCIOTO-SOUTH	24	29
0037 WALNUT-EAST	30	21
0038 WALNUT-WEST	35	14
0039 WASHINGTON-CENTRAL	22	12
0040 WASHINGTON-NORTH	27	29
0041 WASHINGTON-SOUTH	61	19
0042 WAYNE TOWNSHIP	14	12

NUMBERED KEY CANVASS

Pickaway County, Ohio
Primary/Special Election
May 2, 2017

Official Results

DATE:05/17/17 01:54 PM

REPORT-EL52

PAGE 0010

WITH 1 OF 1 PRECINCTS REPORTING

VOTES PERCENT

New Holland Community Center
01 = For the Tax Levy
02 = Against the Tax Levy

47 48.96
49 51.04

01 02

0027 PERRY/NEW HOLLAND

47 49

NUMBERED KEY CANVASS

Pickaway County, Ohio
Primary/Special Election
May 2, 2017

Official Results

DATE: 05/17/17 01:54 PM

REPORT-EL52

PAGE 0011

WITH 1 OF 1 PRECINCTS REPORTING

Miami Trace Local School District
01 = FOR THE TAX LEVY
02 = AGAINST THE TAX LEVY

VOTES	PERCENT
53	50.96
51	49.04

01 02

0027 PERRY/NEW HOLLAND

53 51

Official Report of Results by the Most Populous County for Local Questions and Issues

(District/subdivision results reported by county)
SOS administrative purposes only

The Board of Elections hereby reports the votes cast in the district/subdivision for the following question or issue:

County Board of Elections:	Pickaway	District/ Subdivision:	New Holland
Election Date:	May 2, 2017	Purpose:	Maintain & Operate The Community Center
Issue Type:	Tax Levy	Millage:	2.5
		Percentage:	
		<small>(for income/sales tax)</small>	

List all counties alphabetically and record the vote totals below.

Overlap County/Countries	Yes Votes	No Votes	Comments
Fayette	6	13	
Pickaway	47	49	*Most Populous
Total(s)	53	62	

Signature
Michele Lockard

Director

5/18/2017

Date