

Summary Results Report
2020 General Election
November 3, 2020

OFFICIAL RESULTS
Summary with Groups
Shelby County

Statistics

	TOTAL	Election Day	Absentee In-Office	Absentee Mail	Provisional
Election Day Precincts Reporting	35 of 35	35	0	0	0
Registered Voters - Total	32,839				
Ballots Cast - Total	25,449	10,314	8,546	6,107	482
Voter Turnout - Total	77.50%				

Summary Results Report
2020 General Election
November 3, 2020

OFFICIAL RESULTS
Summary with Groups
Shelby County

For President and Vice President

Vote For 1

	TOTAL	VOTE %	Election Day	Absentee In-Office	Absentee Mail	Provisional
Dem Joseph R. Biden	4,465	17.65%	852	1,401	2,153	59
Rep Donald J. Trump	20,422	80.74%	9,258	6,974	3,777	413
Lib Jo Jorgensen	290	1.15%	132	70	83	5
Howie Hawkins	71	0.28%	23	13	34	1
Write-In Totals	45	0.18%	16	12	16	1
Write-In: *Invalid	35	0.14%	14	7	13	1
Write-In: Carroll / Patel	8	0.03%	0	5	3	0
Write-In: Hoefling / Prior	2	0.01%	2	0	0	0
Not Assigned	0	0.00%	0	0	0	0
Overvotes	79		17	62	0	0
Undervotes	77		16	14	44	3
Precincts Reporting	35 of 35					

For Representative to Congress (4th District)

Vote For 1

	TOTAL	VOTE %	Election Day	Absentee In-Office	Absentee Mail	Provisional
Dem Shannon M. Freshour	3,926	15.76%	717	1,251	1,911	47
Rep Jim Jordan	20,483	82.20%	9,193	6,943	3,947	400
Lib Steve Perkins	509	2.04%	234	122	140	13
Overvotes	6		3	3	0	0
Undervotes	525		167	227	109	22
Precincts Reporting	35 of 35					

For State Senator (12th District)

Vote For 1

	TOTAL	VOTE %	Election Day	Absentee In-Office	Absentee Mail	Provisional
Rep Matt Huffman	19,827	83.05%	9,041	6,474	3,947	365
Dem Ken Poling	4,047	16.95%	850	1,201	1,930	66
Overvotes	2		1	1	0	0
Undervotes	1,573		422	870	230	51
Precincts Reporting	35 of 35					

For State Representative (84th District)

Vote For 1

	TOTAL	VOTE %	Election Day	Absentee In-Office	Absentee Mail	Provisional
Rep Susan Manchester	9,095	87.56%	5,054	2,183	1,687	171
Dem Joseph A. Monbeck	1,292	12.44%	389	273	617	13
Overvotes	3		1	2	0	0
Undervotes	360		191	84	76	9
Precincts Reporting	14 of 14					

Summary Results Report
 2020 General Election
 November 3, 2020

OFFICIAL RESULTS
 Summary with Groups
 Shelby County

For State Representative (85th District)

Vote For 1

	TOTAL	VOTE %	Election Day	Absentee In-Office	Absentee Mail	Provisional
Rep Nino Vitale	11,437	95.11%	3,991	4,727	2,491	228
Write-In Totals	588	4.89%	53	182	348	5
Write-In: Ted Greek	457	3.80%	24	124	305	4
Write-In: *Invalid	131	1.09%	29	58	43	1
Not Assigned	0	0.00%	0	0	0	0
Overvotes	1		1	0	0	0
Undervotes	2,673		634	1,095	888	56
Precincts Reporting	21 of 21					

For County Commissioner (1-2)

Vote For 1

	TOTAL	VOTE %	Election Day	Absentee In-Office	Absentee Mail	Provisional
Rep Anthony J. Bornhorst	20,947	100.00%	8,984	6,903	4,673	387
Overvotes	0		0	0	0	0
Undervotes	4,502		1,330	1,643	1,434	95
Precincts Reporting	35 of 35					

For County Commissioner (1-3)

Vote For 1

	TOTAL	VOTE %	Election Day	Absentee In-Office	Absentee Mail	Provisional
Rep Robert A. Guillozet	20,492	100.00%	8,684	6,789	4,650	369
Overvotes	0		0	0	0	0
Undervotes	4,957		1,630	1,757	1,457	113
Precincts Reporting	35 of 35					

For Prosecuting Attorney

Vote For 1

	TOTAL	VOTE %	Election Day	Absentee In-Office	Absentee Mail	Provisional
Rep Timothy S. Sell	21,149	100.00%	8,994	7,047	4,722	386
Overvotes	0		0	0	0	0
Undervotes	4,300		1,320	1,499	1,385	96
Precincts Reporting	35 of 35					

For Clerk of the Court of Common Pleas

Vote For 1

	TOTAL	VOTE %	Election Day	Absentee In-Office	Absentee Mail	Provisional
Rep Michele Mumford	21,186	100.00%	8,958	7,058	4,787	383
Overvotes	0		0	0	0	0
Undervotes	4,263		1,356	1,488	1,320	99
Precincts Reporting	35 of 35					

Summary Results Report
 2020 General Election
 November 3, 2020

OFFICIAL RESULTS
 Summary with Groups
 Shelby County

For Sheriff

Vote For 1

	TOTAL	VOTE %	Election Day	Absentee In-Office	Absentee Mail	Provisional
Rep James R. Frye	21,219	100.00%	9,012	7,073	4,743	391
Overvotes	0		0	0	0	0
Undervotes	4,230		1,302	1,473	1,364	91
Precincts Reporting	35 of 35					

For County Recorder

Vote For 1

	TOTAL	VOTE %	Election Day	Absentee In-Office	Absentee Mail	Provisional
Dem Jodi L. Siegel	15,185	100.00%	5,941	4,722	4,260	262
Overvotes	0		0	0	0	0
Undervotes	10,264		4,373	3,824	1,847	220
Precincts Reporting	35 of 35					

For County Treasurer

Vote For 1

	TOTAL	VOTE %	Election Day	Absentee In-Office	Absentee Mail	Provisional
Rep John E. Coffield	20,895	100.00%	8,889	6,943	4,684	379
Overvotes	0		0	0	0	0
Undervotes	4,554		1,425	1,603	1,423	103
Precincts Reporting	35 of 35					

For County Engineer

Vote For 1

	TOTAL	VOTE %	Election Day	Absentee In-Office	Absentee Mail	Provisional
Dem Robert B. Geuy	15,252	100.00%	5,898	4,785	4,319	250
Overvotes	0		0	0	0	0
Undervotes	10,197		4,416	3,761	1,788	232
Precincts Reporting	35 of 35					

For Coroner

Vote For 1

	TOTAL	VOTE %	Election Day	Absentee In-Office	Absentee Mail	Provisional
Rep Andrew David McDonald	20,645	100.00%	8,826	6,687	4,763	369
Overvotes	0		0	0	0	0
Undervotes	4,804		1,488	1,859	1,344	113
Precincts Reporting	35 of 35					

For Member of the State Board of Education (1st District)

Vote For 1



	TOTAL	VOTE %	Election Day	Absentee In-Office	Absentee Mail	Provisional
Diana M. Fessler	16,486	100.00%	6,878	5,155	4,163	290
Overvotes	0		0	0	0	0
Undervotes	8,963		3,436	3,391	1,944	192
Precincts Reporting	35 of 35					

Summary Results Report
2020 General Election
November 3, 2020

OFFICIAL RESULTS
Summary with Groups
Shelby County



For Justice of the Supreme Court (1-1)

Vote For 1

	TOTAL	VOTE %	Election Day	Absentee In-Office	Absentee Mail	Provisional
Sharon L. Kennedy	15,305	70.56% 	6,444	5,066	3,531	264
John P. O'Donnell	6,386	29.44% 	2,342	2,092	1,822	130
Overvotes	7		3	4	0	0
Undervotes	3,751		1,525	1,384	754	88
Precincts Reporting	35 of 35					


For Justice of the Supreme Court (1-2)

Vote For 1

	TOTAL	VOTE %	Election Day	Absentee In-Office	Absentee Mail	Provisional
Jennifer Brunner	8,401	39.76% 	3,175	2,832	2,199	195
Judi French	12,728	60.24% 	5,402	4,092	3,045	189
Overvotes	12		5	7	0	0
Undervotes	4,308		1,732	1,615	863	98
Precincts Reporting	35 of 35					


For Judge of the Court of Appeals (3rd District)

Vote For 1

	TOTAL	VOTE %	Election Day	Absentee In-Office	Absentee Mail	Provisional
Mark C. Miller	17,965	100.00% 	7,546	5,805	4,279	335
Overvotes	0		0	0	0	0
Undervotes	7,484		2,768	2,741	1,828	147
Precincts Reporting	35 of 35					



For Judge of the Court of Common Pleas (Probate/Juvenile Division)

Vote For 1

	TOTAL	VOTE %	Election Day	Absentee In-Office	Absentee Mail	Provisional
Jeffrey J. Beigel	19,877	100.00% 	8,189	6,606	4,720	362
Overvotes	0		0	0	0	0
Undervotes	5,572		2,125	1,940	1,387	120
Precincts Reporting	35 of 35					

Lockington Village

Vote For 1



	TOTAL	VOTE %	Election Day	Absentee In-Office	Absentee Mail	Provisional
For the Tax Levy	51	63.75% 	26	15	7	3
Against the Tax Levy	29	36.25% 	11	5	12	1
Overvotes	0		0	0	0	0
Undervotes	3		2	0	1	0
Precincts Reporting	1 of 1					

Summary Results Report
2020 General Election
November 3, 2020

OFFICIAL RESULTS
Summary with Groups
Shelby County



Fort Loramie Village

Vote For 1

	TOTAL	VOTE %	Election Day	Absentee In-Office	Absentee Mail	Provisional
For the Tax Levy	763	82.58% 	402	180	173	8
Against the Tax Levy	161	17.42% 	89	36	33	3
Overvotes	0		0	0	0	0
Undervotes	65		46	10	5	4
Precincts Reporting	1 of 1					



Port Jefferson Village

Vote For 1

	TOTAL	VOTE %	Election Day	Absentee In-Office	Absentee Mail	Provisional
For the Tax Levy	99	66.44% 	48	23	24	4
Against the Tax Levy	50	33.56% 	32	9	7	2
Overvotes	0		0	0	0	0
Undervotes	4		2	2	0	0
Precincts Reporting	1 of 1					



Dinsmore Township

Vote For 1

	TOTAL	VOTE %	Election Day	Absentee In-Office	Absentee Mail	Provisional
For the Tax Levy	1,167	60.91% 	617	281	246	23
Against the Tax Levy	749	39.09% 	402	196	134	17
Overvotes	0		0	0	0	0
Undervotes	123		74	31	14	4
Precincts Reporting	3 of 3					



Franklin Township

Vote For 1

	TOTAL	VOTE %	Election Day	Absentee In-Office	Absentee Mail	Provisional
For the Tax Levy	769	58.70% 	299	270	188	12
Against the Tax Levy	541	41.30% 	196	207	123	15
Overvotes	0		0	0	0	0
Undervotes	80		36	31	10	3
Precincts Reporting	5 of 5					

Jackson Township Jackson Township

Vote For 1


	TOTAL	VOTE %	Election Day	Absentee In-Office	Absentee Mail	Provisional
For the Tax Levy	710	56.08% 	387	129	174	20
Against the Tax Levy	556	43.92% 	310	104	114	28
Overvotes	0		0	0	0	0
Undervotes	51		28	16	3	4
Precincts Reporting	2 of 2					

Summary Results Report
 2020 General Election
 November 3, 2020

OFFICIAL RESULTS
 Summary with Groups
 Shelby County


Loramie Township Loramie Township

Vote For 1

	TOTAL	VOTE %	Election Day	Absentee In-Office	Absentee Mail	Provisional
For the Tax Levy	854	72.99% 	493	151	208	2
Against the Tax Levy	316	27.01%	117	87	109	3
Overvotes	0		0	0	0	0
Undervotes	372		283	66	13	10
Precincts Reporting	2 of 2					


Van Buren Township

Vote For 1

	TOTAL	VOTE %	Election Day	Absentee In-Office	Absentee Mail	Provisional
For the Tax Levy	841	68.82% 	373	208	250	10
Against the Tax Levy	381	31.18%	188	97	84	12
Overvotes	0		0	0	0	0
Undervotes	107		54	31	19	3
Precincts Reporting	2 of 2					


Anna Local School District

Vote For 1

	TOTAL	VOTE %	Election Day	Absentee In-Office	Absentee Mail	Provisional
For the Tax Levy	1,858	60.40% 	801	546	475	36
Against the Tax Levy	1,218	39.60%	532	392	268	26
Overvotes	0		0	0	0	0
Undervotes	165		96	52	11	6
Precincts Reporting	8 of 8					


Graham Local School District

Vote For 1

	TOTAL	VOTE %	Election Day	Absentee In-Office	Absentee Mail	Provisional
For the Tax Levy	3	60.00% 	2	0	1	0
Against the Tax Levy	2	40.00%	2	0	0	0
Overvotes	0		0	0	0	0
Undervotes	0		0	0	0	0
Precincts Reporting	1 of 1					

Miami Valley Career Technology Vocational School District

Vote For 1



	TOTAL	VOTE %	Election Day	Absentee In-Office	Absentee Mail	Provisional
For the Tax Levy	4	80.00% 	2	0	2	0
Against the Tax Levy	1	20.00%	0	1	0	0
Overvotes	0		0	0	0	0
Undervotes	0		0	0	0	0
Precincts Reporting	1 of 1					

Summary Results Report
 2020 General Election
 November 3, 2020

OFFICIAL RESULTS
 Summary with Groups
 Shelby County



Sidney City School District

Vote For 1

	TOTAL	VOTE %	Election Day	Absentee In-Office	Absentee Mail	Provisional
For the Tax Levy	4,372	39.28% 	1,182	1,888	1,222	80
Against the Tax Levy	6,757	60.72% 	1,971	2,947	1,712	127
Overvotes	2		0	2	0	0
Undervotes	499		117	241	111	30
Precincts Reporting	19 of 19					

Loramie Fire District Loramie Township Fire

Vote For 1

	TOTAL	VOTE %	Election Day	Absentee In-Office	Absentee Mail	Provisional
For the Tax Levy	3,139	80.22% 	1,601	719	787	32
Against the Tax Levy	774	19.78% 	414	225	126	9
Overvotes	2		2	0	0	0
Undervotes	262		149	80	25	8
Precincts Reporting	5 of 5					