

**November 5, 2024 General Election
Official Certification of Results
Signature Form**

We, the undersigned Members of the Board of Elections of County indicated below, do hereby certify that the Official Results of the Election (county specific and most-populous, if applicable) submitted to the Secretary of State's Office are valid and accurate, and the number of absentee voters reconciles with the number of absentee ballots cast and counted.

Van Wert

County Name

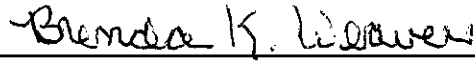
IN WITNESS WHEREOF, we have subscribed our names officially on the date indicated below:

Nov 14, 2024


Today's Date



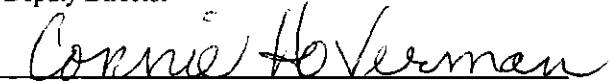
Director



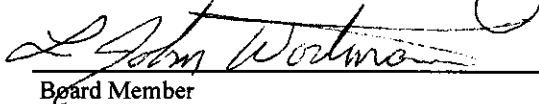
Deputy Director



Board Member



Board Member



Board Member



Board Member

The Board must complete and sign, scan, and email the signed form to Results@OhioSoS.gov along with the *Official Vote Total Summary Report with Group Detail*.

Election Summary Results Report with Group Detail

2024 General Election

November 5, 2024

OFFICIAL RESULTS

Van Wert County, Ohio

Statistics

	TOTAL	Election Day	Absentee Mail	Early Voting	Provisional
Election Day Precincts Reporting	32 of 32	32	0	0	0
Registered Voters - Total	20,490				
Ballots Cast - Total	14,899	5,787	1,666	7,359	87
Voter Turnout - Total	72.71%				

Election Summary Results Report with Group Detail
 2024 General Election
 November 5, 2024

OFFICIAL RESULTS
 Van Wert County, Ohio

President and Vice President

Vote For 1

	TOTAL	VOTE %	Election Day	Absentee Mail	Early Voting	Provisional
NPC Richard Duncan/Mitchell Preston Bupp	33	0.22%	17	4	12	0
DEM Kamala D. Harris/Tim Walz	3,000	20.26%	909	538	1,539	14
LIB Chase Oliver/Mike ter Maat	58	0.39%	28	8	22	0
OPC Peter Sonski/Lauren Onak	22	0.15%	12	8	2	0
Candidate Withdrawn	41	0.28%	24	6	11	0
REP Donald J. Trump/JD Vance	11,616	78.45%	4,744	1,079	5,720	73
Write-In Totals	36	0.24%	16	5	15	0
Write-In: Not Certified Write-In	36	0.24%	16	5	15	0
Not Assigned	0	0.00%	0	0	0	0
Overvotes	3		0	3	0	0
Undervotes	90		37	15	38	0
Precincts Reporting	32 of 32					

Justice of the Supreme Court (FTC 1-1-2025)

Vote For 1

	TOTAL	VOTE %	Election Day	Absentee Mail	Early Voting	Provisional
DEM Michael P. Donnelly	2,960	20.53%	942	494	1,509	15
REP Megan E. Shanahan	11,460	79.47%	4,682	1,039	5,676	63
Overvotes	1		0	1	0	0
Undervotes	478		163	132	174	9
Precincts Reporting	32 of 32					

Justice of the Supreme Court (FTC 1-2-2025)

Vote For 1

	TOTAL	VOTE %	Election Day	Absentee Mail	Early Voting	Provisional
REP Joseph T. Deters	11,229	78.28%	4,538	1,040	5,582	69
DEM Melody J. Stewart	3,116	21.72%	1,044	526	1,531	15
Overvotes	1		0	1	0	0
Undervotes	553		205	99	246	3
Precincts Reporting	32 of 32					

Justice of the Supreme Court (UTE 12-31-2026)

Vote For 1

	TOTAL	VOTE %	Election Day	Absentee Mail	Early Voting	Provisional
DEM Lisa Forbes	3,041	21.15%	1,005	521	1,502	13
REP Daniel R. Hawkins	11,338	78.85%	4,566	1,050	5,651	71
Overvotes	0		0	0	0	0
Undervotes	520		216	95	206	3
Precincts Reporting	32 of 32					

Election Summary Results Report with Group Detail
 2024 General Election
 November 5, 2024

OFFICIAL RESULTS
 Van Wert County, Ohio

U.S. Senator

Vote For 1

	TOTAL	VOTE %	Election Day	Absentee Mail	Early Voting	Provisional
DEM Sherrod Brown	3,204	21.91%	1,058	538	1,595	13
LIB Don Kissick	575	3.93%	288	70	211	6
REP Bernie Moreno	10,826	74.04%	4,317	1,011	5,436	62
Write-In Totals	17	0.12%	9	1	5	2
Write-In: Not Certified Write-In	15	0.10%	9	1	3	2
Write-In: Stephen Faris	1	0.01%	0	0	1	0
Write-In: Tariq Shabazz	1	0.01%	0	0	1	0
Not Assigned	0	0.00%	0	0	0	0
Overvotes	2		1	1	0	0
Undervotes	275		114	45	112	4
Precincts Reporting	32 of 32					

Representative to Congress (5th District)

Vote For 1

	TOTAL	VOTE %	Election Day	Absentee Mail	Early Voting	Provisional
REP Bob Latta	11,981	82.33%	4,801	1,173	5,940	67
DEM Keith Mundy	2,571	17.67%	835	442	1,281	13
Overvotes	2		0	2	0	0
Undervotes	345		151	49	138	7
Precincts Reporting	32 of 32					

State Representative (82nd District)

Vote For 1

	TOTAL	VOTE %	Election Day	Absentee Mail	Early Voting	Provisional
REP Roy W. Klopfenstein	11,626	80.31%	4,670	1,105	5,785	66
DEM Magdalene Markward	2,850	19.69%	926	485	1,425	14
Overvotes	1		0	1	0	0
Undervotes	422		191	75	149	7
Precincts Reporting	32 of 32					

Judge of the Court of Appeals (3rd District) (FTC 2-9-2025)

Vote For 1

	TOTAL	VOTE %	Election Day	Absentee Mail	Early Voting	Provisional
REP John R. Willamowski	12,667	100.00%	5,142	1,207	6,250	68
Overvotes	0		0	0	0	0
Undervotes	2,232		645	459	1,109	19
Precincts Reporting	32 of 32					

County Commissioner (FTC 1-2-2025)

Vote For 1

	TOTAL	VOTE %	Election Day	Absentee Mail	Early Voting	Provisional
REP Todd D. Wolfrum	12,592	100.00%	5,130	1,194	6,200	68
Overvotes	0		0	0	0	0
Undervotes	2,307		657	472	1,159	19
Precincts Reporting	32 of 32					

Election Summary Results Report with Group Detail
 2024 General Election
 November 5, 2024

OFFICIAL RESULTS
 Van Wert County, Ohio

County Commissioner (FTC 1-3-2025)

Vote For 1

	TOTAL	VOTE %	Election Day	Absentee Mail	Early Voting	Provisional
REP Stan D. Owens	12,820	100.00%	5,161	1,236	6,359	64
Overvotes	0		0	0	0	0
Undervotes	2,079		626	430	1,000	23
Precincts Reporting	32 of 32					

Prosecuting Attorney

Vote For 1

	TOTAL	VOTE %	Election Day	Absentee Mail	Early Voting	Provisional
REP Eva J. Yarger	12,718	100.00%	5,079	1,252	6,320	67
Overvotes	0		0	0	0	0
Undervotes	2,181		708	414	1,039	20
Precincts Reporting	32 of 32					

Clerk of the Court of Common Pleas

Vote For 1

	TOTAL	VOTE %	Election Day	Absentee Mail	Early Voting	Provisional
REP Cindy Mollenkopf	12,937	100.00%	5,178	1,286	6,406	67
Overvotes	0		0	0	0	0
Undervotes	1,962		609	380	953	20
Precincts Reporting	32 of 32					

Sheriff

Vote For 1

	TOTAL	VOTE %	Election Day	Absentee Mail	Early Voting	Provisional
REP Thomas M. Riggerbach	13,047	100.00%	5,200	1,302	6,475	70
Overvotes	0		0	0	0	0
Undervotes	1,852		587	364	884	17
Precincts Reporting	32 of 32					

County Recorder

Vote For 1

	TOTAL	VOTE %	Election Day	Absentee Mail	Early Voting	Provisional
REP Kim Hughes	12,864	100.00%	5,154	1,262	6,382	66
Overvotes	0		0	0	0	0
Undervotes	2,035		633	404	977	21
Precincts Reporting	32 of 32					

County Treasurer

Vote For 1

	TOTAL	VOTE %	Election Day	Absentee Mail	Early Voting	Provisional
REP Jeff McIntosh	12,892	100.00%	5,170	1,275	6,383	64
Overvotes	0		0	0	0	0
Undervotes	2,007		617	391	976	23
Precincts Reporting	32 of 32					

Election Summary Results Report with Group Detail
 2024 General Election
 November 5, 2024

OFFICIAL RESULTS
 Van Wert County, Ohio

County Engineer
 Vote For 1

	TOTAL	VOTE %	Election Day	Absentee Mail	Early Voting	Provisional
REP Kyle J. Wendel	12,791	100.00%	5,135	1,262	6,329	65
Overvotes	0		0	0	0	0
Undervotes	2,108		652	404	1,030	22
Precincts Reporting	32 of 32					

Coroner
 Vote For 1

	TOTAL	VOTE %	Election Day	Absentee Mail	Early Voting	Provisional
REP Scott W. Jarvis	12,911	100.00%	5,175	1,272	6,397	67
Overvotes	0		0	0	0	0
Undervotes	1,988		612	394	962	20
Precincts Reporting	32 of 32					

Member of State Board of Education (1st District)
 Vote For 1

	TOTAL	VOTE %	Election Day	Absentee Mail	Early Voting	Provisional
Kristie Reighard	11,574	100.00%	4,773	1,144	5,597	60
Overvotes	0		0	0	0	0
Undervotes	3,325		1,014	522	1,762	27
Precincts Reporting	32 of 32					

Judge of the Court of Common Pleas (FTC 2-9-2025)
 Vote For 1

	TOTAL	VOTE %	Election Day	Absentee Mail	Early Voting	Provisional
Martin D. Burchfield	12,251	100.00%	4,929	1,238	6,022	62
Overvotes	0		0	0	0	0
Undervotes	2,648		858	428	1,337	25
Precincts Reporting	32 of 32					

Issue 1
 Vote For 1

	TOTAL	VOTE %	Election Day	Absentee Mail	Early Voting	Provisional
YES	3,826	26.57%	1,345	537	1,920	24
NO	10,572	73.43%	4,267	978	5,282	45
Overvotes	0		0	0	0	0
Undervotes	501		175	151	157	18
Precincts Reporting	32 of 32					

Proposed Tax Levy (Renewal) 5 mills, Fire - Ohio City Village
 Vote For 1

	TOTAL	VOTE %	Election Day	Absentee Mail	Early Voting	Provisional
FOR THE TAX LEVY	228	70.59%	116	24	86	2
AGAINST THE TAX LEVY	95	29.41%	60	8	27	0
Overvotes	0		0	0	0	0
Undervotes	3		0	2	1	0
Precincts Reporting	1 of 1					

Election Summary Results Report with Group Detail
 2024 General Election
 November 5, 2024

OFFICIAL RESULTS
 Van Wert County, Ohio

Proposed Tax Levy (Renewal) 0.6 mill, Fire - Venedocia Village

Vote For 1

	TOTAL	VOTE %	Election Day	Absentee Mail	Early Voting	Provisional
FOR THE TAX LEVY	46	79.31%	25	0	21	0
AGAINST THE TAX LEVY	12	20.69%	6	1	5	0
Overvotes	0		0	0	0	0
Undervotes	0		0	0	0	0
Precincts Reporting	2 of 2					

Proposed Tax Levy (Renewal) 1.4 mills, Fire - Venedocia Village

Vote For 1

	TOTAL	VOTE %	Election Day	Absentee Mail	Early Voting	Provisional
FOR THE TAX LEVY	41	70.69%	23	0	18	0
AGAINST THE TAX LEVY	17	29.31%	8	1	8	0
Overvotes	0		0	0	0	0
Undervotes	0		0	0	0	0
Precincts Reporting	2 of 2					

Proposed Tax Levy (Renewal) 1 mill, Current Operating - Willshire Village

Vote For 1

	TOTAL	VOTE %	Election Day	Absentee Mail	Early Voting	Provisional
FOR THE TAX LEVY	106	58.56%	52	19	33	2
AGAINST THE TAX LEVY	75	41.44%	42	3	29	1
Overvotes	0		0	0	0	0
Undervotes	4		1	0	3	0
Precincts Reporting	1 of 1					

Proposed Tax Levy (Renewal) 2 mills, Current Expenses - Willshire Village

Vote For 1

	TOTAL	VOTE %	Election Day	Absentee Mail	Early Voting	Provisional
FOR THE TAX LEVY	99	56.57%	48	19	30	2
AGAINST THE TAX LEVY	76	43.43%	40	3	32	1
Overvotes	0		0	0	0	0
Undervotes	10		7	0	3	0
Precincts Reporting	1 of 1					

Proposed Tax Levy (Renewal) 3 mills, Fire - Willshire Village

Vote For 1

	TOTAL	VOTE %	Election Day	Absentee Mail	Early Voting	Provisional
FOR THE TAX LEVY	113	63.13%	55	20	36	2
AGAINST THE TAX LEVY	66	36.87%	39	2	24	1
Overvotes	0		0	0	0	0
Undervotes	6		1	0	5	0
Precincts Reporting	1 of 1					

Election Summary Results Report with Group Detail
 2024 General Election
 November 5, 2024

OFFICIAL RESULTS
 Van Wert County, Ohio

Proposed Tax Levy (Renewal) 2 mills, EMS - Wren Village

Vote For 1

	TOTAL	VOTE %	Election Day	Absentee Mail	Early Voting	Provisional
FOR THE TAX LEVY	73	84.88%	32	8	33	0
AGAINST THE TAX LEVY	13	15.12%	5	1	7	0
Overvotes	0		0	0	0	0
Undervotes	3		2	1	0	0
Precincts Reporting	1 of 1					

Proposed Tax Levy (Renewal) 1.8 mills, Fire - Hoaglin Township

Vote For 1

	TOTAL	VOTE %	Election Day	Absentee Mail	Early Voting	Provisional
FOR THE TAX LEVY	263	72.65%	89	29	144	1
AGAINST THE TAX LEVY	99	27.35%	44	6	49	0
Overvotes	0		0	0	0	0
Undervotes	13		6	3	3	1
Precincts Reporting	1 of 1					

Proposed Tax Levy (Renewal) 1.25 mills, Fire - Pleasant Township (Excluding Van Wert City)

Vote For 1

	TOTAL	VOTE %	Election Day	Absentee Mail	Early Voting	Provisional
FOR THE TAX LEVY	841	74.10%	179	96	564	2
AGAINST THE TAX LEVY	294	25.90%	75	25	191	3
Overvotes	0		0	0	0	0
Undervotes	35		9	7	18	1
Precincts Reporting	3 of 3					

Proposed Resolution Electric Aggregation - Tully Township (Excluding the Village of Convoy)

Vote For 1

	TOTAL	VOTE %	Election Day	Absentee Mail	Early Voting	Provisional
YES	317	58.70%	161	25	131	0
NO	223	41.30%	113	24	85	1
Overvotes	0		0	0	0	0
Undervotes	34		17	4	13	0
Precincts Reporting	1 of 1					

Proposed Tax Levy (Renewal) 1.8 mills, EMS & Fire - Washington Township (East Fire District)

Vote For 1

	TOTAL	VOTE %	Election Day	Absentee Mail	Early Voting	Provisional
FOR THE TAX LEVY	322	67.93%	159	41	120	2
AGAINST THE TAX LEVY	152	32.07%	72	21	59	0
Overvotes	0		0	0	0	0
Undervotes	13		2	3	8	0
Precincts Reporting	1 of 1					

Election Summary Results Report with Group Detail
 2024 General Election
 November 5, 2024

OFFICIAL RESULTS
 Van Wert County, Ohio

Proposed Tax Levy (Renewal) 1.3 mills, EMS & Fire - Washington Township (West Fire District)

Vote For 1

	TOTAL	VOTE %	Election Day	Absentee Mail	Early Voting	Provisional
FOR THE TAX LEVY	182	72.80%	62	23	97	0
AGAINST THE TAX LEVY	68	27.20%	30	7	31	0
Overvotes	0		0	0	0	0
Undervotes	7		1	0	5	1
Precincts Reporting	1 of 1					

Proposed Tax Levy (Renewal) 2.1 mills, Fire & EMS - York Township (Excluding Venedocia Village)

Vote For 1

	TOTAL	VOTE %	Election Day	Absentee Mail	Early Voting	Provisional
FOR THE TAX LEVY	282	71.57%	81	22	179	0
AGAINST THE TAX LEVY	112	28.43%	49	10	51	2
Overvotes	0		0	0	0	0
Undervotes	18		6	4	8	0
Precincts Reporting	1 of 1					

Election Summary with Group Detail Results Report
 2024 November General Election - Wayne Trace LSD
 November 5, 2024

OFFICIAL RESULTS
 Van Wert County, Ohio

PROPOSED BOND ISSUE - Wayne Trace Local School District

Vote For 1

	TOTAL	VOTE %	Election Day	Absentee	Early Voting	Provisional
For the Bond Issue	25	46.30%	16	1	8	0
Against the Bond Issue	29	53.70%	4	6	19	0
Overvotes	0		0	0	0	0
Undervotes	0		0	0	0	0
Precincts Reporting	1 of 1					

Election Summary with Group Detail Results Report
2024 November General Election - Wayne Trace LSD
November 5, 2024

OFFICIAL RESULTS
Van Wert County, Ohio

PROPOSED BOND ISSUE - Wayne Trace Local School District

Vote For 1

	TOTAL	VOTE %	Election Day	Absentee	Early Voting	Provisional
For the Bond Issue	25	46.30%	16	1	8	0
Against the Bond Issue	29	53.70%	4	6	19	0
Overvotes	0		0	0	0	0
Undervotes	0		0	0	0	0
Precincts Reporting	1 of 1					