

November 8, 2022 General Election
Unofficial Certification of Results
Signature Form

We, the undersigned Members of the Board of Elections of County indicated below, do hereby certify that the Unofficial Results of the Election (county specific and most-populous, if applicable) submitted to the Secretary of State's Office are valid and accurate, and and the number of absentee voters reconciles with the number of absentee ballots cast and counted.







Vinton
County Name

IN WITNESS WHEREOF, we have subscribed our names officially on the date indicated below:

Nov 8, 2022
Today's Date

Prior to signing this form, please prepare an email to Results@OhioSoS.gov with the following attachments and check them off prior to signing the form ensuring the correct attachments are with the email:

- Summary Report (if a separate report from Group Detail. If this report is unavailable, please contact your vendor)
- Group Detail Report

 _____ Director	 _____ Deputy Director
 _____ Board Member	 _____ Board Member
 _____ Board Member	 _____ Board Member

Election Summary with Group Detail Results Report
 November General Election
 November 8, 2022

Vinton County's Unofficial Results
 Event #5
 Vinton County, Ohio

Statistics	TOTAL	Election Day	Absentee	Provisional
Election Day Precincts Reporting	20 of 20	20	0	0
Registered Voters - Total	8,482			
Ballots Cast - Total	4,066	2,667	1,399	0
Paper Ballots Cast - Total	3,529	2,633	896	0
Cards Cast - Total	0	0	0	0
Ballots Cast - Blank	1	1	0	0
Paper Ballots Cast - Blank	1	1	0	0
Cards Cast - Blank	1	1	0	0
Voter Turnout - Total	47.94%			

Governor and Lieutenant Governor

Vote For 1

	TOTAL	VOTE %	Election Day	Absentee	Provisional
REP Mike DeWine and Jon Husted	3,071	77.81%	2,113	958	0
DEM Nan Whaley and Cheryl L.	824	20.88%	438	386	0
Write-In Totals	52	1.32%	43	9	0
Write-In: Renea Turner and Adina Pelletier	0	0.00%	0	0	0
Write-In: Marshall Usher and Shannon Walker	0	0.00%	0	0	0
Write-In: Uncertified Write-In	0	0.00%	0	0	0
Write-In: Timothy Grady and Dayna Bickley	0	0.00%	0	0	0
Write-In: Craig Patton and Collin	0	0.00%	0	0	0
Not Assigned	52	1.32%	43	9	0
Total Votes Cast	3,947	100.00%	2,594	1,353	0
Overvotes	7		7	0	0
Undervotes	112		66	46	0
Contest Totals	4,066		2,667	1,399	0
Precincts Reporting	20 of 20				

Attorney General

Vote For 1

	TOTAL	VOTE %	Election Day	Absentee	Provisional
DEM Jeffrey A. Crossman	856	21.53%	450	406	0
REP Dave Yost	3,120	78.47%	2,169	951	0
Total Votes Cast	3,976	100.00%	2,619	1,357	0
Overvotes	0		0	0	0
Undervotes	90		48	42	0
Contest Totals	4,066		2,667	1,399	0
Precincts Reporting	20 of 20				

Election Summary with Group Detail Results Report
 November General Election
 November 8, 2022

Vinton County's Unofficial Results
 Event #5
 Vinton County, Ohio

Auditor of State

Vote For 1

	TOTAL	VOTE %	Election Day	Absentee	Provisional
REP Keith Faber	3,022	76.92%	2,103	919	0
DEM Taylor Sappington	907	23.08%	484	423	0
Total Votes Cast	3,929	100.00%	2,587	1,342	0
Overvotes	0		0	0	0
Undervotes	137		80	57	0
Contest Totals	4,066		2,667	1,399	0
Precincts Reporting	20 of 20				

Secretary of State

Vote For 1

	TOTAL	VOTE %	Election Day	Absentee	Provisional
DEM Chelsea Clark	845	21.39%	445	400	0
REP Frank LaRose	3,037	76.89%	2,103	934	0
Terpsehore Tore Maras	68	1.72%	51	17	0
Total Votes Cast	3,950	100.00%	2,599	1,351	0
Overvotes	0		0	0	0
Undervotes	116		68	48	0
Contest Totals	4,066		2,667	1,399	0
Precincts Reporting	20 of 20				

Treasurer of State

Vote For 1

	TOTAL	VOTE %	Election Day	Absentee	Provisional
DEM Scott Schertzer	892	22.77%	462	430	0
REP Robert Sprague	3,026	77.23%	2,121	905	0
Total Votes Cast	3,918	100.00%	2,583	1,335	0
Overvotes	0		0	0	0
Undervotes	148		84	64	0
Contest Totals	4,066		2,667	1,399	0
Precincts Reporting	20 of 20				

Chief Justice of the Supreme Court (FTC 1-1-2023)

Vote For 1

	TOTAL	VOTE %	Election Day	Absentee	Provisional
DEM Jennifer Brunner	942	23.85%	490	452	0
REP Sharon L. Kennedy	3,007	76.15%	2,106	901	0
Total Votes Cast	3,949	100.00%	2,596	1,353	0
Overvotes	1		1	0	0
Undervotes	116		70	46	0
Contest Totals	4,066		2,667	1,399	0
Precincts Reporting	20 of 20				

Election Summary with Group Detail Results Report
 November General Election
 November 8, 2022

Vinton County's Unofficial Results
 Event #5
 Vinton County, Ohio

Justice of the Supreme Court (FTC 1-1-2023)

Vote For 1

	TOTAL VOTE %		Election Day	Absentee	Provisional
REP Pat Fischer	3,005	76.50%	2,111	894	0
DEM Terri Jamison	923	23.50%	476	447	0
Total Votes Cast	3,928	100.00%	2,587	1,341	0
Overvotes	0		0	0	0
Undervotes	138		80	58	0
Contest Totals	4,066		2,667	1,399	0
Precincts Reporting	20 of 20				

Justice of the Supreme Court (FTC 1-2-2023)

Vote For 1

	TOTAL VOTE %		Election Day	Absentee	Provisional
REP Pat DeWine	2,929	75.53%	2,056	873	0
DEM Marilyn Zayas	949	24.47%	499	450	0
Total Votes Cast	3,878	100.00%	2,555	1,323	0
Overvotes	1		1	0	0
Undervotes	187		111	76	0
Contest Totals	4,066		2,667	1,399	0
Precincts Reporting	20 of 20				

U.S. Senator

Vote For 1

	TOTAL VOTE %		Election Day	Absentee	Provisional
DEM Tim Ryan	1,019	25.65%	544	475	0
REP JD Vance	2,948	74.20%	2,067	881	0
Write-In Totals	6	0.15%	4	2	0
Write-In: John Cheng	0	0.00%	0	0	0
Write-In: Matthew R. Esh	0	0.00%	0	0	0
Write-In: Stephen Faris	0	0.00%	0	0	0
Write-In: Shane Hoffman	0	0.00%	0	0	0
Write-In: LaShondra Tinsley	0	0.00%	0	0	0
Write-In: Uncertified Write-In	0	0.00%	0	0	0
Not Assigned	6	0.15%	4	2	0
Total Votes Cast	3,973	100.00%	2,615	1,358	0
Overvotes	1		1	0	0
Undervotes	92		51	41	0
Contest Totals	4,066		2,667	1,399	0
Precincts Reporting	20 of 20				

Election Summary with Group Detail Results Report
 November General Election
 November 8, 2022

Vinton County's Unofficial Results
 Event #5
 Vinton County, Ohio

Representative to Congress (2nd District)

Vote For 1

	TOTAL	VOTE %	Election Day	Absentee	Provisional
DEM Samantha Meadows	920	23.53%	486	434	0
REP Brad Wenstrup	2,990	76.47%	2,092	898	0
Total Votes Cast	3,910	100.00%	2,578	1,332	0
Overvotes	4		4	0	0
Undervotes	152		85	67	0
Contest Totals	4,066		2,667	1,399	0
Precincts Reporting	20 of 20				

State Senator (17th District)

Vote For 1

	TOTAL	VOTE %	Election Day	Absentee	Provisional
DEM Garry Boone	909	23.17%	473	436	0
REP Shane Wilkin	3,014	76.83%	2,106	908	0
Total Votes Cast	3,923	100.00%	2,579	1,344	0
Overvotes	0		0	0	0
Undervotes	143		88	55	0
Contest Totals	4,066		2,667	1,399	0
Precincts Reporting	20 of 20				

State Representative (92nd District)

Vote For 1

	TOTAL	VOTE %	Election Day	Absentee	Provisional
REP Mark Johnson	3,183	100.00%	2,198	985	0
Total Votes Cast	3,183	100.00%	2,198	985	0
Overvotes	0		0	0	0
Undervotes	883		469	414	0
Contest Totals	4,066		2,667	1,399	0
Precincts Reporting	20 of 20				

Judge of the Court of Appeals (4th District) (FTC 2-9-2023)

Vote For 1

	TOTAL	VOTE %	Election Day	Absentee	Provisional
REP Kristy Wilkin	3,149	100.00%	2,177	972	0
Total Votes Cast	3,149	100.00%	2,177	972	0
Overvotes	0		0	0	0
Undervotes	917		490	427	0
Contest Totals	4,066		2,667	1,399	0
Precincts Reporting	20 of 20				

Election Summary with Group Detail Results Report
 November General Election
 November 8, 2022

Vinton County's Unofficial Results
 Event #5
 Vinton County, Ohio

County Commissioner

Vote For 1

	TOTAL	VOTE %	Election Day	Absentee	Provisional
REP Timothy Eberts	2,425	60.19%	1,634	791	0
DEM Lynn Herrold	562	13.95%	293	269	0
Jeff Martin	1,042	25.86%	715	327	0
Total Votes Cast	4,029	100.00%	2,642	1,387	0
Overvotes	3		3	0	0
Undervotes	34		22	12	0
Contest Totals	4,066		2,667	1,399	0
Precincts Reporting	20 of 20				

County Auditor

Vote For 1

	TOTAL	VOTE %	Election Day	Absentee	Provisional
REP Cindy Waugh	3,297	100.00%	2,262	1,035	0
Total Votes Cast	3,297	100.00%	2,262	1,035	0
Overvotes	0		0	0	0
Undervotes	769		405	364	0
Contest Totals	4,066		2,667	1,399	0
Precincts Reporting	20 of 20				

Judge of the Court of Common Pleas (General Division) (FTC 1-1-2023)

Vote For 1

	TOTAL	VOTE %	Election Day	Absentee	Provisional
James P. Salyer	3,068	100.00%	2,053	1,015	0
Total Votes Cast	3,068	100.00%	2,053	1,015	0
Overvotes	0		0	0	0
Undervotes	998		614	384	0
Contest Totals	4,066		2,667	1,399	0
Precincts Reporting	20 of 20				

Issue 1

Vote For 1

	TOTAL	VOTE %	Election Day	Absentee	Provisional
YES	3,070	79.37%	1,976	1,094	0
NO	798	20.63%	559	239	0
Total Votes Cast	3,868	100.00%	2,535	1,333	0
Overvotes	3		3	0	0
Undervotes	195		129	66	0
Contest Totals	4,066		2,667	1,399	0
Precincts Reporting	20 of 20				

Issue 2

Vote For 1

	TOTAL	VOTE %	Election Day	Absentee	Provisional
YES	3,202	82.08%	2,096	1,106	0
NO	699	17.92%	454	245	0
Total Votes Cast	3,901	100.00%	2,550	1,351	0
Overvotes	4		4	0	0
Undervotes	161		113	48	0
Contest Totals	4,066		2,667	1,399	0
Precincts Reporting	20 of 20				

Proposed Tax Levy (Renewal) - Fire Protection - Brown Township

Vote For 1

	TOTAL	VOTE %	Election Day	Absentee	Provisional
For the Tax Levy	57	68.67%	34	23	0
Against the Tax Levy	26	31.33%	12	14	0
Total Votes Cast	83	100.00%	46	37	0
Overvotes	0		0	0	0
Undervotes	4		3	1	0
Contest Totals	87		49	38	0
Precincts Reporting	1 of 1				

Proposed Tax Levy (Renewal) - Current Operating Expenses - McArthur Village

Vote For 1

	TOTAL	VOTE %	Election Day	Absentee	Provisional
For the Tax Levy	331	68.53%	183	148	0
Against the Tax Levy	152	31.47%	87	65	0
Total Votes Cast	483	100.00%	270	213	0
Overvotes	0		0	0	0
Undervotes	31		25	6	0
Contest Totals	514		295	219	0
Precincts Reporting	3 of 3				

Proposed Tax Levy (Renewal) - Police - McArthur Village

Vote For 1

	TOTAL	VOTE %	Election Day	Absentee	Provisional
For the Tax Levy	358	72.76%	202	156	0
Against the Tax Levy	134	27.24%	75	59	0
Total Votes Cast	492	100.00%	277	215	0
Overvotes	0		0	0	0
Undervotes	22		18	4	0
Contest Totals	514		295	219	0
Precincts Reporting	3 of 3				

Proposed Tax Levy (Renewal) - Parks and Recreation - McArthur Village

Vote For 1

	TOTAL	VOTE %	Election Day	Absentee	Provisional
For the Tax Levy	364	72.95%	201	163	0
Against the Tax Levy	135	27.05%	81	54	0
Total Votes Cast	499	100.00%	282	217	0
Overvotes	0		0	0	0
Undervotes	15		13	2	0
Contest Totals	514		295	219	0
Precincts Reporting	3 of 3				

Local Liquor Option For Particular Location (By Petition) (Sunday Sales) - Richland Northwest

Vote For 1

	TOTAL	VOTE %	Election Day	Absentee	Provisional
YES	125	52.52%	90	35	0
NO	113	47.48%	65	48	0
Total Votes Cast	238	100.00%	155	83	0
Overvotes	0		0	0	0
Undervotes	7		7	0	0
Contest Totals	245		162	83	0
Precincts Reporting	1 of 1				