

**November 7, 2023 General Election
Official Certification of Results
Signature Form**

We, the undersigned Members of the Board of Elections of County indicated below, do hereby certify that the Official Results of the Election (county specific and most-populous, if applicable) submitted to the Secretary of State's Office are valid and accurate, and the number of absentee voters reconciles with the number of absentee ballots cast and counted.

Vinton


County Name


IN WITNESS WHEREOF, we have subscribed our names officially on the date indicated below:

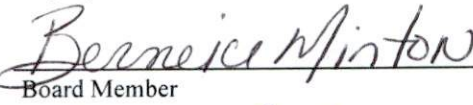
Nov 21, 2023

Today's Date



Director


Deputy Director


Board Member


Board Member


Board Member


Board Member

The Board must complete and sign, scan, and email the signed form to Results@OhioSoS.gov along with the *Official Vote Total Summary Report with Group Detail*.

Election Summary Results Report
 November General Election
 November 7, 2023

Vinton County's Official Results
 Official Canvass
 Vinton County, Ohio

Statistics

	TOTAL	Election Day	Absentee	Provisional
Election Day Precincts Reporting	20 of 20	20	0	0
Precincts Complete	20 of 20	20	0	0
Precincts Partially Reported	0 of 20	0	0	0
Absentee/ Early Precincts Reporting	20 of 20	0	20	20
Registered Voters - Total	8,326			
Ballots Cast - Total	3,505	2,519	965	21
Ballots Cast - Blank	4	0	4	0
Voter Turnout - Total	42.10%			

For Mayor Hamden Village

Vote For 1

	TOTAL	VOTE %	Election Day	Absentee	Provisional
Charles Boyer	52	26.94%	40	12	0
Lynley Holzapfel	62	32.12%	54	7	1
Mike Neri	79	40.93%	64	15	0
Total Votes Cast	193	100.00%	158	34	1
Overvotes	0		0	0	0
Undervotes	16		13	3	0
Contest Totals	209		171	37	1
Precincts Reporting	2 of 2				

For Member of Council Hamden Village

Vote For 2

	TOTAL	VOTE %	Election Day	Absentee	Provisional
Casey Brown	59	19.47%	54	5	0
Frank Hollingshead	105	34.65%	88	16	1
Merrill Henry Sayers	64	21.12%	50	14	0
Vickie Annette Wiseman	75	24.75%	58	17	0
Total Votes Cast	303	100.00%	250	52	1
Overvotes	0		0	0	0
Undervotes	115		92	22	1
Contest Totals	418		342	74	2
Precincts Reporting	2 of 2				

For Mayor McArthur Village

Vote For 1

	TOTAL	VOTE %	Election Day	Absentee	Provisional
Steven Ray Hammond	386	100.00%	261	124	1
Total Votes Cast	386	100.00%	261	124	1
Overvotes	0		0	0	0
Undervotes	81		51	28	2
Contest Totals	467		312	152	3
Precincts Reporting	3 of 3				

11-21-23

Debbie Stevens
 Bebi Sowers Hand
 Sandra Fee

Bernice Minton

Moira Rollitt DD
 Melissa Hale

For Member of Council McArthur Village

Vote For 2	TOTAL	VOTE %	Election Day	Absentee	Provisional
Matthew Gene Hatfield	238	46.67%	163	74	1
James C. Mullins	272	53.33%	182	90	0
Total Votes Cast	510	100.00%	345	164	1
Overvotes	0		0	0	0
Undervotes	424		279	140	5
Contest Totals	934		624	304	6
Precincts Reporting	3 of 3				

For Member of Board of Trustees of Public Affairs McArthur Village

Vote For 2	TOTAL	VOTE %	Election Day	Absentee	Provisional
Penny L. Grillo	327	54.50%	215	110	2
Joshua A. Kirkpatrick	273	45.50%	184	89	0
Total Votes Cast	600	100.00%	399	199	2
Overvotes	0		0	0	0
Undervotes	334		225	105	4
Contest Totals	934		624	304	6
Precincts Reporting	3 of 3				

For Mayor Wilkesville Village

Vote For 1	TOTAL	VOTE %	Election Day	Absentee	Provisional
Matthew E. Smith	25	100.00%	22	3	0
Total Votes Cast	25	100.00%	22	3	0
Overvotes	0		0	0	0
Undervotes	5		2	3	0
Contest Totals	30		24	6	0
Precincts Reporting	1 of 1				

For Member of Council Wilkesville Village

Vote For 2	TOTAL	VOTE %	Election Day	Absentee	Provisional
Samantha A. Mahon	24	100.00%	21	3	0
No Valid Petition Filed	0	0.00%	0	0	0
Total Votes Cast	24	100.00%	21	3	0
Overvotes	0		0	0	0
Undervotes	36		27	9	0
Contest Totals	60		48	12	0
Precincts Reporting	1 of 1				

For Mayor Zaleski Village

Vote For 1

	TOTAL	VOTE %	Election Day	Absentee	Provisional
Tosa Broome	59	100.00%	41	18	0
Total Votes Cast	59	100.00%	41	18	0
Overvotes	0		0	0	0
Undervotes	16		9	7	0
Contest Totals	75		50	25	0
Precincts Reporting	1 of 1				

For Member of Council Zaleski Village

Vote For 2

	TOTAL	VOTE %	Election Day	Absentee	Provisional
Doris Harris	38	45.78%	26	12	0
Susan Tripp	45	54.22%	33	12	0
Total Votes Cast	83	100.00%	59	24	0
Overvotes	0		0	0	0
Undervotes	67		41	26	0
Contest Totals	150		100	50	0
Precincts Reporting	1 of 1				

For Township Trustee Brown Township

Vote For 1

	TOTAL	VOTE %	Election Day	Absentee	Provisional
Heath W. Thompson	49	100.00%	28	21	0
Total Votes Cast	49	100.00%	28	21	0
Overvotes	0		0	0	0
Undervotes	18		11	7	0
Contest Totals	67		39	28	0
Precincts Reporting	1 of 1				

For Township Fiscal Officer Brown Township

Vote For 1

	TOTAL	VOTE %	Election Day	Absentee	Provisional
Karen J. Martin	52	100.00%	30	22	0
Total Votes Cast	52	100.00%	30	22	0
Overvotes	0		0	0	0
Undervotes	15		9	6	0
Contest Totals	67		39	28	0
Precincts Reporting	1 of 1				

For Township Trustee Clinton Township

Vote For 1	TOTAL	VOTE %	Election Day	Absentee	Provisional
Mark Seymour	369	100.00%	295	71	3
Total Votes Cast	369	100.00%	295	71	3
Overvotes	0		0	0	0
Undervotes	108		84	23	1
Contest Totals	477		379	94	4
Precincts Reporting	3 of 3				

For Township Fiscal Officer Clinton Township

Vote For 1	TOTAL	VOTE %	Election Day	Absentee	Provisional
Vicki G. Patton	331	100.00%	264	65	2
Total Votes Cast	331	100.00%	264	65	2
Overvotes	0		0	0	0
Undervotes	146		115	29	2
Contest Totals	477		379	94	4
Precincts Reporting	3 of 3				

For Township Trustee Eagle Township

Vote For 1	TOTAL	VOTE %	Election Day	Absentee	Provisional
Rodney C. Amerine	99	100.00%	69	28	2
Total Votes Cast	99	100.00%	69	28	2
Overvotes	0		0	0	0
Undervotes	26		14	12	0
Contest Totals	125		83	40	2
Precincts Reporting	1 of 1				

For Township Fiscal Officer Eagle Township

Vote For 1	TOTAL	VOTE %	Election Day	Absentee	Provisional
David K. Huff	72	100.00%	43	28	1
Total Votes Cast	72	100.00%	43	28	1
Overvotes	0		0	0	0
Undervotes	53		40	12	1
Contest Totals	125		83	40	2
Precincts Reporting	1 of 1				

Election Summary Results Report
 November General Election
 November 7, 2023

For Township Trustee Elk Township

Vote For 1	TOTAL	VOTE %	Election Day	Absentee	Provisional
Roy Robinette	402	50.89%	257	144	1
Audra Wright	388	49.11%	274	114	0
Total Votes Cast	790	100.00%	531	258	1
Overvotes	1		0	1	0
Undervotes	78		54	22	2
Contest Totals	869		585	281	3
Precincts Reporting	4 of 4				

For Township Fiscal Officer Elk Township

Vote For 1	TOTAL	VOTE %	Election Day	Absentee	Provisional
William Keith Hagerty	639	100.00%	438	198	3
Total Votes Cast	639	100.00%	438	198	3
Overvotes	0		0	0	0
Undervotes	230		147	83	0
Contest Totals	869		585	281	3
Precincts Reporting	4 of 4				

For Township Trustee Harrison Township

Vote For 1	TOTAL	VOTE %	Election Day	Absentee	Provisional
No Valid Petition Filed	0		0	0	0
Total Votes Cast	0		0	0	0
Overvotes	0		0	0	0
Undervotes	291		254	35	2
Contest Totals	291		254	35	2
Precincts Reporting	1 of 1				

For Township Fiscal Officer Harrison Township

Vote For 1	TOTAL	VOTE %	Election Day	Absentee	Provisional
Write-In Totals	10	100.00%	10	0	0
Write-In: Steven Boring	5	50.00%	5	0	0
Write-In: Not Applicable	5	50.00%	5	0	0
Not Assigned	0	0.00%	0	0	0
Total Votes Cast	10	100.00%	10	0	0
Overvotes	0		0	0	0
Undervotes	281		244	35	2
Contest Totals	291		254	35	2
Precincts Reporting	1 of 1				

For Township Trustee Jackson Township

Vote For 1	TOTAL	VOTE %	Election Day	Absentee	Provisional
Donald H. O'Harra	150	100.00%	101	49	0
Total Votes Cast	150	100.00%	101	49	0
Overvotes	0		0	0	0
Undervotes	47		33	14	0
Contest Totals	197		134	63	0
Precincts Reporting	1 of 1				

For Township Fiscal Officer Jackson Township

Vote For 1	TOTAL	VOTE %	Election Day	Absentee	Provisional
Terri Sowers	141	100.00%	92	49	0
Total Votes Cast	141	100.00%	92	49	0
Overvotes	0		0	0	0
Undervotes	56		42	14	0
Contest Totals	197		134	63	0
Precincts Reporting	1 of 1				

For Township Trustee Knox Township

Vote For 1	TOTAL	VOTE %	Election Day	Absentee	Provisional
Kenneth L. Shutts	138	100.00%	80	57	1
Total Votes Cast	138	100.00%	80	57	1
Overvotes	0		0	0	0
Undervotes	63		40	23	0
Contest Totals	201		120	80	1
Precincts Reporting	1 of 1				

For Township Fiscal Officer Knox Township

Vote For 1	TOTAL	VOTE %	Election Day	Absentee	Provisional
Kimberly G. Gates	105	62.87%	60	45	0
Tarry L. Hall	62	37.13%	32	29	1
Total Votes Cast	167	100.00%	92	74	1
Overvotes	0		0	0	0
Undervotes	34		28	6	0
Contest Totals	201		120	80	1
Precincts Reporting	1 of 1				

For Township Trustee Madison Township

Vote For 1	TOTAL	VOTE %	Election Day	Absentee	Provisional
Mark S. Peters	160	100.00%	106	54	0
Total Votes Cast	160	100.00%	106	54	0
Overvotes	0		0	0	0
Undervotes	30		14	16	0
Contest Totals	190		120	70	0
Precincts Reporting	2 of 2				

For Township Fiscal Officer Madison Township

Vote For 1	TOTAL	VOTE %	Election Day	Absentee	Provisional
Laura Mayers	141	100.00%	93	48	0
Total Votes Cast	141	100.00%	93	48	0
Overvotes	0		0	0	0
Undervotes	49		27	22	0
Contest Totals	190		120	70	0
Precincts Reporting	2 of 2				

For Township Trustee Richland Township

Vote For 1	TOTAL	VOTE %	Election Day	Absentee	Provisional
Glendon Lowe	120	29.63%	90	30	0
Curtis R. Rinehart	285	70.37%	223	57	5
Total Votes Cast	405	100.00%	313	87	5
Overvotes	0		0	0	0
Undervotes	53		43	9	1
Contest Totals	458		356	96	6
Precincts Reporting	2 of 2				

For Township Fiscal Officer Richland Township

Vote For 1	TOTAL	VOTE %	Election Day	Absentee	Provisional
Danny M. Minton	357	100.00%	283	69	5
Total Votes Cast	357	100.00%	283	69	5
Overvotes	0		0	0	0
Undervotes	101		73	27	1
Contest Totals	458		356	96	6
Precincts Reporting	2 of 2				

Election Summary Results Report
 November General Election
 November 7, 2023

For Township Trustee Swan Township

Vote For 1	TOTAL	VOTE %	Election Day	Absentee	Provisional
Roger Bentley	223	100.00%	162	60	1
Total Votes Cast	223	100.00%	162	60	1
Overvotes	0		0	0	0
Undervotes	75		60	15	0
Contest Totals	298		222	75	1
Precincts Reporting	1 of 1				

For Township Fiscal Officer Swan Township

Vote For 1	TOTAL	VOTE %	Election Day	Absentee	Provisional
Tammy Lynn Hopkins	187	100.00%	137	49	1
Total Votes Cast	187	100.00%	137	49	1
Overvotes	0		0	0	0
Undervotes	111		85	26	0
Contest Totals	298		222	75	1
Precincts Reporting	1 of 1				

For Township Trustee Vinton Township

Vote For 1	TOTAL	VOTE %	Election Day	Absentee	Provisional
Cody Zacharyasz	78	100.00%	50	27	1
Total Votes Cast	78	100.00%	50	27	1
Overvotes	0		0	0	0
Undervotes	67		45	22	0
Contest Totals	145		95	49	1
Precincts Reporting	1 of 1				

For Township Trustee Vinton Township

Vote For 1	TOTAL	VOTE %	Election Day	Absentee	Provisional
Alice Malone	65	100.00%	43	22	0
Total Votes Cast	65	100.00%	43	22	0
Overvotes	0		0	0	0
Undervotes	80		52	27	1
Contest Totals	145		95	49	1
Precincts Reporting	1 of 1				

For Township Fiscal Officer Vinton Township

Vote For 1	TOTAL	VOTE %	Election Day	Absentee	Provisional
Megan Malone	71	100.00%	49	22	0
Total Votes Cast	71	100.00%	49	22	0
Overvotes	0		0	0	0
Undervotes	74		46	27	1
Contest Totals	145		95	49	1
Precincts Reporting	1 of 1				

Election Summary Results Report
 November General Election
 November 7, 2023

For Township Trustee Wilkesville Township

Vote For 1	TOTAL	VOTE %	Election Day	Absentee	Provisional
Kenneth Leo Napper	145	100.00%	103	42	0
Total Votes Cast	145	100.00%	103	42	0
Overvotes	0		0	0	0
Undervotes	42		29	12	1
Contest Totals	187		132	54	1
Precincts Reporting	2 of 2				

For Township Fiscal Officer Wilkesville Township

Vote For 1	TOTAL	VOTE %	Election Day	Absentee	Provisional
Kimberley D. Napper	136	100.00%	98	38	0
Total Votes Cast	136	100.00%	98	38	0
Overvotes	0		0	0	0
Undervotes	51		34	16	1
Contest Totals	187		132	54	1
Precincts Reporting	2 of 2				

For Member of Governing Board of Educational Service Center ATHENS MEIGS ESC

Vote For 1	TOTAL	VOTE %	Election Day	Absentee	Provisional
Gary Dicken	9	100.00%	5	3	1
Total Votes Cast	9	100.00%	5	3	1
Overvotes	0		0	0	0
Undervotes	7		3	4	0
Contest Totals	16		8	7	1
Precincts Reporting	1 of 1				

For Member of Governing Board At-Large of Educational Service Center ATHENS MEIGS ESC

Vote For 1	TOTAL	VOTE %	Election Day	Absentee	Provisional
No Valid Petition Filed	0		0	0	0
Total Votes Cast	0		0	0	0
Overvotes	0		0	0	0
Undervotes	16		8	7	1
Contest Totals	16		8	7	1
Precincts Reporting	1 of 1				

For Member of Governing Board of Educational Service Center GALLIA VINTON ESC S1

Vote For 1	TOTAL	VOTE %	Election Day	Absentee	Provisional
Brandi Betts	721	100.00%	534	184	3
Total Votes Cast	721	100.00%	534	184	3
Overvotes	0		0	0	0
Undervotes	428		304	123	1
Contest Totals	1,149		838	307	4
Precincts Reporting	7 of 7				

For Member of Governing Board of Educational Service Center GALLIA VINTON ESC S2

Vote For 1	TOTAL	VOTE %	Election Day	Absentee	Provisional
Carol Porter	732	100.00%	524	204	4
Total Votes Cast	732	100.00%	524	204	4
Overvotes	0		0	0	0
Undervotes	370		237	128	5
Contest Totals	1,102		761	332	9
Precincts Reporting	5 of 5				

For Member of Governing Board of Educational Service Center GALLIA VINTON ESC S3

Vote For 1	TOTAL	VOTE %	Election Day	Absentee	Provisional
David G. Stiffler, Jr	830	100.00%	611	215	4
Total Votes Cast	830	100.00%	611	215	4
Overvotes	0		0	0	0
Undervotes	389		287	100	2
Contest Totals	1,219		898	315	6
Precincts Reporting	8 of 8				

For Member of Governing Board of Educational Service Center MUSKINGUM VALLEY ESC

Vote For 1	TOTAL	VOTE %	Election Day	Absentee	Provisional
Ed Penrod	15	100.00%	11	3	1
Total Votes Cast	15	100.00%	11	3	1
Overvotes	0		0	0	0
Undervotes	4		3	1	0
Contest Totals	19		14	4	1
Precincts Reporting	1 of 1				

For Member of Board of Education ALEXANDER LOCAL S.D.

Vote For 2	TOTAL	VOTE %	Election Day	Absentee	Provisional
Stephen Crook	4	26.67%	3	1	0
Lucy deLaval Juedes	6	40.00%	3	3	0
Blake Regan	5	33.33%	1	3	1
Total Votes Cast	15	100.00%	7	7	1
Overvotes	0		0	0	0
Undervotes	17		9	7	1
Contest Totals	32		16	14	2
Precincts Reporting	1 of 1				

For Member of Board of Education LOGAN S.D.

Vote For 2

	TOTAL	VOTE %	Election Day	Absentee	Provisional
Scott J. Anzalone	8	34.78%	7	1	0
Larry Barrett	6	26.09%	3	2	1
Amy Black	9	39.13%	6	2	1
Total Votes Cast	23	100.00%	16	5	2
Overvotes	0		0	0	0
Undervotes	15		12	3	0
Contest Totals	38		28	8	2
Precincts Reporting	1 of 1				

For Member of Board of Education VINTON COUNTY S.D.

Vote For 2

	TOTAL	VOTE %	Election Day	Absentee	Provisional
Mary Ann Hale	1,473	29.64%	1,044	421	8
Roger Leo Hauck	1,842	37.07%	1,302	533	7
Jeri Kendrick	941	18.94%	656	283	2
Scott Phelps	713	14.35%	542	165	6
Total Votes Cast	4,969	100.00%	3,544	1,402	23
Overvotes	0		0	0	0
Undervotes	1,971		1,450	506	15
Contest Totals	6,940		4,994	1,908	38
Precincts Reporting	20 of 20				

For Member of Board of Education VINTON COUNTY S.D.

Vote For 1

	TOTAL	VOTE %	Election Day	Absentee	Provisional
Misty Napier	2,232	100.00%	1,635	584	13
Total Votes Cast	2,232	100.00%	1,635	584	13
Overvotes	0		0	0	0
Undervotes	1,238		862	370	6
Contest Totals	3,470		2,497	954	19
Precincts Reporting	20 of 20				

Issue 1

Vote For 1

	TOTAL	VOTE %	Election Day	Absentee	Provisional
Yes	1,283	37.62%	823	447	13
No	2,127	62.38%	1,628	491	8
Total Votes Cast	3,410	100.00%	2,451	938	21
Overvotes	0		0	0	0
Undervotes	95		68	27	0
Contest Totals	3,505		2,519	965	21
Precincts Reporting	20 of 20				

Issue 2

Vote For 1

	TOTAL	VOTE %	Election Day	Absentee	Provisional
Yes	1,796	52.33%	1,307	474	15
No	1,636	47.67%	1,167	463	6
Total Votes Cast	3,432	100.00%	2,474	937	21
Overvotes	0		0	0	0
Undervotes	73		45	28	0
Contest Totals	3,505		2,519	965	21
Precincts Reporting	20 of 20				

Local Liquor Option For Particular Location (By Petition) Swan Township

Vote For 1

	TOTAL	VOTE %	Election Day	Absentee	Provisional
Yes	225	77.32%	163	61	1
No	66	22.68%	53	13	0
Total Votes Cast	291	100.00%	216	74	1
Overvotes	0		0	0	0
Undervotes	7		6	1	0
Contest Totals	298		222	75	1
Precincts Reporting	1 of 1				

Local Liquor Option For Particular Location (By Petition) Sunday Sales Swan Township

Vote For 1

	TOTAL	VOTE %	Election Day	Absentee	Provisional
Yes	210	72.16%	153	56	1
No	81	27.84%	65	16	0
Total Votes Cast	291	100.00%	218	72	1
Overvotes	0		0	0	0
Undervotes	7		4	3	0
Contest Totals	298		222	75	1
Precincts Reporting	1 of 1				

Proposed Tax Levy (Renewal and Increase) Vinton Township

Vote For 1

	TOTAL	VOTE %	Election Day	Absentee	Provisional
For the Tax Levy	91	67.91%	52	39	0
Against the Tax Levy	43	32.09%	32	10	1
Total Votes Cast	134	100.00%	84	49	1
Overvotes	0		0	0	0
Undervotes	11		11	0	0
Contest Totals	145		95	49	1
Precincts Reporting	1 of 1				

Proposed Tax Levy (Renewal and Increase) Vinton Township

Vote For 1	TOTAL	VOTE %	Election Day	Absentee	Provisional
For the Tax Levy	87	65.41%	54	32	1
Against the Tax Levy	46	34.59%	32	14	0
Total Votes Cast	133	100.00%	86	46	1
Overvotes	0		0	0	0
Undervotes	12		9	3	0
Contest Totals	145		95	49	1
Precincts Reporting	1 of 1				

Proposed Tax Levy (Renewal) Richland Township

Vote For 1	TOTAL	VOTE %	Election Day	Absentee	Provisional
For the Tax Levy	321	72.79%	251	66	4
Against the Tax Levy	120	27.21%	91	27	2
Total Votes Cast	441	100.00%	342	93	6
Overvotes	0		0	0	0
Undervotes	17		14	3	0
Contest Totals	458		356	96	6
Precincts Reporting	2 of 2				

Proposed Tax Levy (Renewal) Jackson Township

Vote For 1	TOTAL	VOTE %	Election Day	Absentee	Provisional
For the Tax Levy	110	57.89%	70	40	0
Against the Tax Levy	80	42.11%	60	20	0
Total Votes Cast	190	100.00%	130	60	0
Overvotes	0		0	0	0
Undervotes	7		4	3	0
Contest Totals	197		134	63	0
Precincts Reporting	1 of 1				

Proposed Tax Levy (Renewal) Jackson Township

Vote For 1	TOTAL	VOTE %	Election Day	Absentee	Provisional
For the Tax Levy	126	65.97%	84	42	0
Against the Tax Levy	65	34.03%	46	19	0
Total Votes Cast	191	100.00%	130	61	0
Overvotes	0		0	0	0
Undervotes	6		4	2	0
Contest Totals	197		134	63	0
Precincts Reporting	1 of 1				

Proposed Tax Levy (Renewal) 0009 ELK TOWNSHIP

Vote For 1	TOTAL	VOTE %	Election Day	Absentee	Provisional
For the Tax Levy	253	65.37%	163	90	0
Against the Tax Levy	134	34.63%	103	31	0
Total Votes Cast	387	100.00%	266	121	0
Overvotes	0		0	0	0
Undervotes	15		7	8	0
Contest Totals	402		273	129	0
Precincts Reporting	1 of 1				

Proposed Tax Levy (Renewal) Elk Township

Vote For 1	TOTAL	VOTE %	Election Day	Absentee	Provisional
For the Tax Levy	600	71.51%	379	218	3
Against the Tax Levy	239	28.49%	187	52	0
Total Votes Cast	839	100.00%	566	270	3
Overvotes	0		0	0	0
Undervotes	30		19	11	0
Contest Totals	869		585	281	3
Precincts Reporting	4 of 4				

Proposed Income Tax (Renewal) ALEXANDER LOCAL S.D.

Vote For 1	TOTAL	VOTE %	Election Day	Absentee	Provisional
For the Tax	7	46.67%	3	4	0
Against the Tax	8	53.33%	5	2	1
Total Votes Cast	15	100.00%	8	6	1
Overvotes	0		0	0	0
Undervotes	1		0	1	0
Contest Totals	16		8	7	1
Precincts Reporting	1 of 1				

Proposed Tax Levy (Renewal)

Vote For 1	TOTAL	VOTE %	Election Day	Absentee	Provisional
For the Tax Levy	2,329	69.09%	1,620	697	12
Against the Tax Levy	1,042	30.91%	802	234	6
Total Votes Cast	3,371	100.00%	2,422	931	18
Overvotes	0		0	0	0
Undervotes	134		97	34	3
Contest Totals	3,505		2,519	965	21
Precincts Reporting	20 of 20				

Proposed Tax Levy (Renewal)

Vote For 1	TOTAL	VOTE %	Election Day	Absentee	Provisional
For the Tax Levy	2,332	69.12%	1,612	706	14
Against the Tax Levy	1,042	30.88%	812	224	6
Total Votes Cast	3,374	100.00%	2,424	930	20
Overvotes	0		0	0	0
Undervotes	131		95	35	1
Contest Totals	3,505		2,519	965	21
Precincts Reporting	20 of 20				

Proposed Tax Levy (Replacement) McArthur Village

Vote For 1	TOTAL	VOTE %	Election Day	Absentee	Provisional
For the Tax Levy	326	73.09%	219	104	3
Against the Tax Levy	120	26.91%	81	39	0
Total Votes Cast	446	100.00%	300	143	3
Overvotes	0		0	0	0
Undervotes	21		12	9	0
Contest Totals	467		312	152	3
Precincts Reporting	3 of 3				

Proposed Tax Levy (Renewal) Zaleski Village

Vote For 1	TOTAL	VOTE %	Election Day	Absentee	Provisional
For the Tax Levy	54	72.97%	35	19	0
Against the Tax Levy	20	27.03%	15	5	0
Total Votes Cast	74	100.00%	50	24	0
Overvotes	0		0	0	0
Undervotes	1		0	1	0
Contest Totals	75		50	25	0
Precincts Reporting	1 of 1				

Proposed Tax Levy (Renewal) McArthur Village

Vote For 1	TOTAL	VOTE %	Election Day	Absentee	Provisional
For the Tax Levy	316	69.91%	206	108	2
Against the Tax Levy	136	30.09%	98	37	1
Total Votes Cast	452	100.00%	304	145	3
Overvotes	0		0	0	0
Undervotes	15		8	7	0
Contest Totals	467		312	152	3
Precincts Reporting	3 of 3				

Proposed Tax Levy (Renewal) Hamden Village

Vote For 1

	TOTAL	VOTE %	Election Day	Absentee	Provisional
For the Tax Levy	119	58.91%	91	27	1
Against the Tax Levy	83	41.09%	74	9	0
Total Votes Cast	202	100.00%	165	36	1
Overvotes	0		0	0	0
Undervotes	7		6	1	0
Contest Totals	209		171	37	1
Precincts Reporting	2 of 2				