






0001 BROWN TOWNSHIP

Statistics	TOTAL	Election Day	Absentee Mail	Absentee Early Vote	Provisional
Registered Voters - Total	195				
Registered Voters - DEMOCRATIC	18				
Registered Voters - REPUBLICAN	39				
Registered Voters - NONPARTISAN	138				
Ballots Cast - Total	42	28	5	9	0
Ballots Cast - DEMOCRATIC PARTY	8	7	0	1	0
Ballots Cast - REPUBLICAN PARTY	34	21	5	8	0
Ballots Cast - NONPARTISAN	0	0	0	0	0
Voter Turnout - Total	21.54%				
Voter Turnout - DEMOCRATIC PARTY	44.44%				
Voter Turnout - REPUBLICAN PARTY	87.18%				
Voter Turnout - NONPARTISAN	0.00%				




DEM Delegates-at-Large and Alternates-at-Large to the National Convention

Vote For 1	TOTAL	VOTE %	Election Day	Absentee Mail	Absentee Early Vote	Provisional
Joseph R. Biden Jr.	6	85.71% 	5	0	1	0
Dean Phillips	1	14.29% 	1	0	0	0
Total Votes Cast	7	100.00% 	6	0	1	0
Overvotes	0		0	0	0	0
Undervotes	1		1	0	0	0
Contest Totals	8		7	0	1	0

DEM U.S. Senator

Vote For 1	TOTAL	VOTE %	Election Day	Absentee Mail	Absentee Early Vote	Provisional
Sherrod Brown	8	100.00% 	7	0	1	0
Total Votes Cast	8	100.00% 	7	0	1	0
Overvotes	0		0	0	0	0
Undervotes	0		0	0	0	0
Contest Totals	8		7	0	1	0

DEM Representative to Congress (2nd District)

Vote For 1	TOTAL	VOTE %	Election Day	Absentee Mail	Absentee Early Vote	Provisional
Samantha Meadows	5	83.33% 	4	0	1	0
Withdrawn	1	16.67% 	1	0	0	0
Total Votes Cast	6	100.00% 	5	0	1	0
Overvotes	0		0	0	0	0
Undervotes	2		2	0	0	0
Contest Totals	8		7	0	1	0

0001 BROWN TOWNSHIP

DEM Justice of the Supreme Court FTC 1-1-25

Vote For 1

	TOTAL	VOTE %	Election Day	Absentee Mail	Absentee Early Vote	Provisional
Michael P. Donnelly	6	100.00%	5	0	1	0
Total Votes Cast	6	100.00%	5	0	1	0
Overvotes	0		0	0	0	0
Undervotes	2		2	0	0	0
Contest Totals	8		7	0	1	0

DEM Justice of the Supreme Court FTC 1-2-25

Vote For 1

	TOTAL	VOTE %	Election Day	Absentee Mail	Absentee Early Vote	Provisional
Melody J. Stewart	7	100.00%	6	0	1	0
Total Votes Cast	7	100.00%	6	0	1	0
Overvotes	0		0	0	0	0
Undervotes	1		1	0	0	0
Contest Totals	8		7	0	1	0

DEM Justice of the Supreme Court UTE 12-31-26

Vote For 1

	TOTAL	VOTE %	Election Day	Absentee Mail	Absentee Early Vote	Provisional
Lisa Forbes	4	66.67%	4	0	0	0
Terri Jamison	2	33.33%	1	0	1	0
Total Votes Cast	6	100.00%	5	0	1	0
Overvotes	0		0	0	0	0
Undervotes	2		2	0	0	0
Contest Totals	8		7	0	1	0

DEM Judge of the Court of Appeals (4th District) FTC 2-9-25

Vote For 1

	TOTAL	VOTE %	Election Day	Absentee Mail	Absentee Early Vote	Provisional
No Valid Petition Filed	0		0	0	0	0
Total Votes Cast	0		0	0	0	0
Overvotes	0		0	0	0	0
Undervotes	8		7	0	1	0
Contest Totals	8		7	0	1	0

DEM Judge of the Court of Appeals (4th District) FTC 2-10-25

Vote For 1

	TOTAL	VOTE %	Election Day	Absentee Mail	Absentee Early Vote	Provisional
No Valid Petition Filed	0		0	0	0	0
Total Votes Cast	0		0	0	0	0
Overvotes	0		0	0	0	0
Undervotes	8		7	0	1	0
Contest Totals	8		7	0	1	0

0001 BROWN TOWNSHIP

DEM State Representative (92nd District)

Vote For 1

	TOTAL	VOTE %	Election Day	Absentee Mail	Absentee Early Vote	Provisional
Arthur Donald Beatty	5	100.00%	4	0	1	0
Total Votes Cast	5	100.00%	4	0	1	0
Overvotes	0		0	0	0	0
Undervotes	3		3	0	0	0
Contest Totals	8		7	0	1	0

DEM Judge of the Court of Common Pleas

Vote For 1

	TOTAL	VOTE %	Election Day	Absentee Mail	Absentee Early Vote	Provisional
Laina Fetherolf Rogers	6	100.00%	5	0	1	0
Total Votes Cast	6	100.00%	5	0	1	0
Overvotes	0		0	0	0	0
Undervotes	2		2	0	0	0
Contest Totals	8		7	0	1	0

DEM County Commissioner FTC 1-2-25

Vote For 1

	TOTAL	VOTE %	Election Day	Absentee Mail	Absentee Early Vote	Provisional
No Valid Petition Filed	0		0	0	0	0
Total Votes Cast	0		0	0	0	0
Overvotes	0		0	0	0	0
Undervotes	8		7	0	1	0
Contest Totals	8		7	0	1	0

DEM County Commissioner FTC 1-3-25

Vote For 1

	TOTAL	VOTE %	Election Day	Absentee Mail	Absentee Early Vote	Provisional
Michael E. Betts	4	57.14%	4	0	0	0
Jeff Allan Fee	1	14.29%	1	0	0	0
Lynn Herrold	2	28.57%	2	0	0	0
Total Votes Cast	7	100.00%	7	0	0	0
Overvotes	0		0	0	0	0
Undervotes	1		0	0	1	0
Contest Totals	8		7	0	1	0

DEM Prosecuting Attorney

Vote For 1

	TOTAL	VOTE %	Election Day	Absentee Mail	Absentee Early Vote	Provisional
No Valid Petition Filed	0		0	0	0	0
Total Votes Cast	0		0	0	0	0
Overvotes	0		0	0	0	0
Undervotes	8		7	0	1	0
Contest Totals	8		7	0	1	0

0001 BROWN TOWNSHIP

DEM Clerk of the Court of Common Pleas

Vote For 1

	TOTAL	VOTE %	Election Day	Absentee Mail	Absentee Early Vote	Provisional
No Valid Petition Filed	0		0	0	0	0
Total Votes Cast	0		0	0	0	0
Overvotes	0		0	0	0	0
Undervotes	8		7	0	1	0
Contest Totals	8		7	0	1	0

DEM Sheriff

Vote For 1

	TOTAL	VOTE %	Election Day	Absentee Mail	Absentee Early Vote	Provisional
No Valid Petition Filed	0		0	0	0	0
Total Votes Cast	0		0	0	0	0
Overvotes	0		0	0	0	0
Undervotes	8		7	0	1	0
Contest Totals	8		7	0	1	0

DEM County Recorder

Vote For 1

	TOTAL	VOTE %	Election Day	Absentee Mail	Absentee Early Vote	Provisional
No Valid Petition Filed	0		0	0	0	0
Total Votes Cast	0		0	0	0	0
Overvotes	0		0	0	0	0
Undervotes	8		7	0	1	0
Contest Totals	8		7	0	1	0

DEM County Treasurer

Vote For 1

	TOTAL	VOTE %	Election Day	Absentee Mail	Absentee Early Vote	Provisional
Vicki Maxwell	7	100.00%	6	0	1	0
Total Votes Cast	7	100.00%	6	0	1	0
Overvotes	0		0	0	0	0
Undervotes	1		1	0	0	0
Contest Totals	8		7	0	1	0

DEM County Engineer

Vote For 1

	TOTAL	VOTE %	Election Day	Absentee Mail	Absentee Early Vote	Provisional
No Valid Petition Filed	0		0	0	0	0
Total Votes Cast	0		0	0	0	0
Overvotes	0		0	0	0	0
Undervotes	8		7	0	1	0
Contest Totals	8		7	0	1	0

0001 BROWN TOWNSHIP

DEM Coroner

Vote For 1

	TOTAL	VOTE %	Election Day	Absentee Mail	Absentee Early Vote	Provisional
No Valid Petition Filed	0		0	0	0	0
Total Votes Cast	0		0	0	0	0
Overvotes	0		0	0	0	0
Undervotes	8		7	0	1	0
Contest Totals	8		7	0	1	0

REP Delegates-at-Large and Alternates-at-Large to the National Convention

Vote For 1

	TOTAL	VOTE %	Election Day	Absentee Mail	Absentee Early Vote	Provisional
Chris Christie	1	2.94%	1	0	0	0
Ron DeSantis	0	0.00%	0	0	0	0
Nikki R. Haley	1	2.94%	1	0	0	0
Vivek Ramaswamy	0	0.00%	0	0	0	0
Donald J. Trump	32	94.12%	19	5	8	0
Total Votes Cast	34	100.00%	21	5	8	0
Overvotes	0		0	0	0	0
Undervotes	0		0	0	0	0
Contest Totals	34		21	5	8	0

REP District Delegates and District Alternates to the National Convention (2nd District)

Vote For 1

	TOTAL	VOTE %	Election Day	Absentee Mail	Absentee Early Vote	Provisional
Chris Christie	1	3.03%	1	0	0	0
Ron DeSantis	1	3.03%	1	0	0	0
Nikki R. Haley	1	3.03%	1	0	0	0
Vivek Ramaswamy	2	6.06%	2	0	0	0
Donald J. Trump	28	84.85%	15	5	8	0
Total Votes Cast	33	100.00%	20	5	8	0
Overvotes	0		0	0	0	0
Undervotes	1		1	0	0	0
Contest Totals	34		21	5	8	0

REP U.S. Senator

Vote For 1

	TOTAL	VOTE %	Election Day	Absentee Mail	Absentee Early Vote	Provisional
Matt Dolan	12	37.50%	7	1	4	0
Frank LaRose	7	21.88%	1	3	3	0
Bernie Moreno	13	40.62%	11	1	1	0
Total Votes Cast	32	100.00%	19	5	8	0
Overvotes	0		0	0	0	0
Undervotes	2		2	0	0	0
Contest Totals	34		21	5	8	0

0001 BROWN TOWNSHIP

REP Representative to Congress (2nd District)

Vote For 1

	TOTAL	VOTE %	Election Day	Absentee Mail	Absentee Early Vote	Provisional
Niraj Antani	0	0.00%	0	0	0	0
Kim Georgeton	0	0.00%	0	0	0	0
Phil Heimlich	0	0.00%	0	0	0	0
Ron Hood	4	12.90%	4	0	0	0
Tom Hwang	3	9.68%	3	0	0	0
Larry Kidd	13	41.94%	7	2	4	0
Derek Myers	0	0.00%	0	0	0	0
Tim O'Hara	6	19.35%	3	1	2	0
Charles Tassell	0	0.00%	0	0	0	0
David J. Taylor	2	6.45%	1	1	0	0
Shane Wilkin	3	9.68%	1	1	1	0
Total Votes Cast	31	100.00%	19	5	7	0
Overvotes	0		0	0	0	0
Undervotes	3		2	0	1	0
Contest Totals	34		21	5	8	0

REP Justice of the Supreme Court FTC 1-1-25

Vote For 1

	TOTAL	VOTE %	Election Day	Absentee Mail	Absentee Early Vote	Provisional
Megan E. Shanahan	23	100.00%	11	5	7	0
Total Votes Cast	23	100.00%	11	5	7	0
Overvotes	0		0	0	0	0
Undervotes	11		10	0	1	0
Contest Totals	34		21	5	8	0

REP Justice of the Supreme Court FTC 1-2-25

Vote For 1

	TOTAL	VOTE %	Election Day	Absentee Mail	Absentee Early Vote	Provisional
Joseph T. Deters	25	100.00%	14	4	7	0
Total Votes Cast	25	100.00%	14	4	7	0
Overvotes	0		0	0	0	0
Undervotes	9		7	1	1	0
Contest Totals	34		21	5	8	0

REP Justice of the Supreme Court UTE 12-31-26

Vote For 1

	TOTAL	VOTE %	Election Day	Absentee Mail	Absentee Early Vote	Provisional
Daniel R. Hawkins	22	100.00%	11	4	7	0
Total Votes Cast	22	100.00%	11	4	7	0
Overvotes	0		0	0	0	0
Undervotes	12		10	1	1	0
Contest Totals	34		21	5	8	0

0001 BROWN TOWNSHIP

REP Judge of the Court of Appeals (4th District) FTC 2-9-25

Vote For 1

	TOTAL	VOTE %	Election Day	Absentee Mail	Absentee Early Vote	Provisional
Jason P. Smith	23	100.00%	12	4	7	0
Total Votes Cast	23	100.00%	12	4	7	0
Overvotes	0		0	0	0	0
Undervotes	11		9	1	1	0
Contest Totals	34		21	5	8	0

REP Judge of the Court of Appeals (4th District) FTC 2-10-25

Vote For 1

	TOTAL	VOTE %	Election Day	Absentee Mail	Absentee Early Vote	Provisional
Mike Hess	22	100.00%	12	4	6	0
Total Votes Cast	22	100.00%	12	4	6	0
Overvotes	0		0	0	0	0
Undervotes	12		9	1	2	0
Contest Totals	34		21	5	8	0

REP Member of State Central Committee, Man (17th District)

Vote For 1

	TOTAL	VOTE %	Election Day	Absentee Mail	Absentee Early Vote	Provisional
David A. Glass	23	100.00%	11	5	7	0
Total Votes Cast	23	100.00%	11	5	7	0
Overvotes	0		0	0	0	0
Undervotes	11		10	0	1	0
Contest Totals	34		21	5	8	0

REP Member of State Central Committee, Woman (17th District)

Vote For 1

	TOTAL	VOTE %	Election Day	Absentee Mail	Absentee Early Vote	Provisional
Bonnie Ward	24	100.00%	12	5	7	0
Total Votes Cast	24	100.00%	12	5	7	0
Overvotes	0		0	0	0	0
Undervotes	10		9	0	1	0
Contest Totals	34		21	5	8	0

REP State Representative (92nd District)

Vote For 1

	TOTAL	VOTE %	Election Day	Absentee Mail	Absentee Early Vote	Provisional
Mark Johnson	22	100.00%	12	4	6	0
Total Votes Cast	22	100.00%	12	4	6	0
Overvotes	0		0	0	0	0
Undervotes	12		9	1	2	0
Contest Totals	34		21	5	8	0

0001 BROWN TOWNSHIP

REP Judge of the Court of Common Pleas

Vote For 1

	TOTAL	VOTE %	Election Day	Absentee Mail	Absentee Early Vote	Provisional
James S. Payne	24	100.00%	12	4	8	0
Total Votes Cast	24	100.00%	12	4	8	0
Overvotes	0		0	0	0	0
Undervotes	10		9	1	0	0
Contest Totals	34		21	5	8	0

REP County Commissioner FTC 1-2-25

Vote For 1

	TOTAL	VOTE %	Election Day	Absentee Mail	Absentee Early Vote	Provisional
Kevin D. Cozad	13	40.62%	10	2	1	0
Mark D. Fout	19	59.38%	9	3	7	0
Total Votes Cast	32	100.00%	19	5	8	0
Overvotes	0		0	0	0	0
Undervotes	2		2	0	0	0
Contest Totals	34		21	5	8	0

REP County Commissioner FTC 1-3-25

Vote For 1

	TOTAL	VOTE %	Election Day	Absentee Mail	Absentee Early Vote	Provisional
Jeffery A. Harper III	7	24.14%	6	1	0	0
Charles W. Pittman	15	51.72%	8	2	5	0
William W. Wellman	7	24.14%	2	2	3	0
Total Votes Cast	29	100.00%	16	5	8	0
Overvotes	0		0	0	0	0
Undervotes	5		5	0	0	0
Contest Totals	34		21	5	8	0

REP Prosecuting Attorney

Vote For 1

	TOTAL	VOTE %	Election Day	Absentee Mail	Absentee Early Vote	Provisional
William Luther Archer Jr.	24	100.00%	12	4	8	0
Total Votes Cast	24	100.00%	12	4	8	0
Overvotes	0		0	0	0	0
Undervotes	10		9	1	0	0
Contest Totals	34		21	5	8	0

REP Clerk of the Court of Common Pleas

Vote For 1

	TOTAL	VOTE %	Election Day	Absentee Mail	Absentee Early Vote	Provisional
Jeremiah Randolph Griffith	23	100.00%	11	5	7	0
Total Votes Cast	23	100.00%	11	5	7	0
Overvotes	0		0	0	0	0
Undervotes	11		10	0	1	0
Contest Totals	34		21	5	8	0

0001 BROWN TOWNSHIP

REP Sheriff

Vote For 1

	TOTAL	VOTE %	Election Day	Absentee Mail	Absentee Early Vote	Provisional
Ryan C. Cain	24	100.00%	12	4	8	0
Total Votes Cast	24	100.00%	12	4	8	0
Overvotes	0		0	0	0	0
Undervotes	10		9	1	0	0
Contest Totals	34		21	5	8	0

REP County Recorder

Vote For 1

	TOTAL	VOTE %	Election Day	Absentee Mail	Absentee Early Vote	Provisional
Erin D. Yates	24	100.00%	12	4	8	0
Total Votes Cast	24	100.00%	12	4	8	0
Overvotes	0		0	0	0	0
Undervotes	10		9	1	0	0
Contest Totals	34		21	5	8	0

REP County Treasurer

Vote For 1

	TOTAL	VOTE %	Election Day	Absentee Mail	Absentee Early Vote	Provisional
No Valid Petition Filed	0		0	0	0	0
Total Votes Cast	0		0	0	0	0
Overvotes	0		0	0	0	0
Undervotes	34		21	5	8	0
Contest Totals	34		21	5	8	0

REP County Engineer

Vote For 1

	TOTAL	VOTE %	Election Day	Absentee Mail	Absentee Early Vote	Provisional
Roy A. Depue	27	100.00%	14	5	8	0
Total Votes Cast	27	100.00%	14	5	8	0
Overvotes	0		0	0	0	0
Undervotes	7		7	0	0	0
Contest Totals	34		21	5	8	0

REP Coroner

Vote For 1

	TOTAL	VOTE %	Election Day	Absentee Mail	Absentee Early Vote	Provisional
No Valid Petition Filed	0		0	0	0	0
Total Votes Cast	0		0	0	0	0
Overvotes	0		0	0	0	0
Undervotes	34		21	5	8	0
Contest Totals	34		21	5	8	0

0002 HAMDEN NORTH

Statistics	TOTAL	Election Day	Absentee Mail	Absentee Early Vote	Provisional
Registered Voters - Total	283				
Registered Voters - DEMOCRATIC	24				
Registered Voters - REPUBLICAN	55				
Registered Voters - NONPARTISAN	204				
Ballots Cast - Total	94	84	5	4	1
Ballots Cast - DEMOCRATIC PARTY	19	17	0	2	0
Ballots Cast - REPUBLICAN PARTY	75	67	5	2	1
Ballots Cast - NONPARTISAN	0	0	0	0	0
Voter Turnout - Total	33.22%				
Voter Turnout - DEMOCRATIC PARTY	79.17%				
Voter Turnout - REPUBLICAN PARTY	136.36%				
Voter Turnout - NONPARTISAN	0.00%				

DEM Delegates-at-Large and Alternates-at-Large to the National Convention

Vote For 1	TOTAL	VOTE %	Election Day	Absentee Mail	Absentee Early Vote	Provisional
Joseph R. Biden Jr.	9	56.25%	8	0	1	0
Dean Phillips	7	43.75%	7	0	0	0
Total Votes Cast	16	100.00%	15	0	1	0
Overvotes	0		0	0	0	0
Undervotes	3		2	0	1	0
Contest Totals	19		17	0	2	0

DEM U.S. Senator

Vote For 1	TOTAL	VOTE %	Election Day	Absentee Mail	Absentee Early Vote	Provisional
Sherrod Brown	16	100.00%	14	0	2	0
Total Votes Cast	16	100.00%	14	0	2	0
Overvotes	0		0	0	0	0
Undervotes	3		3	0	0	0
Contest Totals	19		17	0	2	0

DEM Representative to Congress (2nd District)

Vote For 1	TOTAL	VOTE %	Election Day	Absentee Mail	Absentee Early Vote	Provisional
Samantha Meadows	11	68.75%	10	0	1	0
Withdrawn	5	31.25%	5	0	0	0
Total Votes Cast	16	100.00%	15	0	1	0
Overvotes	0		0	0	0	0
Undervotes	3		2	0	1	0
Contest Totals	19		17	0	2	0

0002 HAMDEN NORTH

DEM Justice of the Supreme Court FTC 1-1-25

Vote For 1

	TOTAL	VOTE %	Election Day	Absentee Mail	Absentee Early Vote	Provisional
Michael P. Donnelly	13	100.00%	13	0	0	0
Total Votes Cast	13	100.00%	13	0	0	0
Overvotes	0		0	0	0	0
Undervotes	6		4	0	2	0
Contest Totals	19		17	0	2	0

DEM Justice of the Supreme Court FTC 1-2-25

Vote For 1

	TOTAL	VOTE %	Election Day	Absentee Mail	Absentee Early Vote	Provisional
Melody J. Stewart	10	100.00%	10	0	0	0
Total Votes Cast	10	100.00%	10	0	0	0
Overvotes	0		0	0	0	0
Undervotes	9		7	0	2	0
Contest Totals	19		17	0	2	0

DEM Justice of the Supreme Court UTE 12-31-26

Vote For 1

	TOTAL	VOTE %	Election Day	Absentee Mail	Absentee Early Vote	Provisional
Lisa Forbes	4	26.67%	4	0	0	0
Terri Jamison	11	73.33%	11	0	0	0
Total Votes Cast	15	100.00%	15	0	0	0
Overvotes	0		0	0	0	0
Undervotes	4		2	0	2	0
Contest Totals	19		17	0	2	0

DEM Judge of the Court of Appeals (4th District) FTC 2-9-25

Vote For 1

	TOTAL	VOTE %	Election Day	Absentee Mail	Absentee Early Vote	Provisional
No Valid Petition Filed	0		0	0	0	0
Total Votes Cast	0		0	0	0	0
Overvotes	0		0	0	0	0
Undervotes	19		17	0	2	0
Contest Totals	19		17	0	2	0

DEM Judge of the Court of Appeals (4th District) FTC 2-10-25

Vote For 1

	TOTAL	VOTE %	Election Day	Absentee Mail	Absentee Early Vote	Provisional
No Valid Petition Filed	0		0	0	0	0
Total Votes Cast	0		0	0	0	0
Overvotes	0		0	0	0	0
Undervotes	19		17	0	2	0
Contest Totals	19		17	0	2	0

0002 HAMDEN NORTH

DEM State Representative (92nd District)

Vote For 1

	TOTAL	VOTE %	Election Day	Absentee Mail	Absentee Early Vote	Provisional
Arthur Donald Beatty	12	100.00%	11	0	1	0
Total Votes Cast	12	100.00%	11	0	1	0
Overvotes	0		0	0	0	0
Undervotes	7		6	0	1	0
Contest Totals	19		17	0	2	0

DEM Judge of the Court of Common Pleas

Vote For 1

	TOTAL	VOTE %	Election Day	Absentee Mail	Absentee Early Vote	Provisional
Laina Fetherolf Rogers	15	100.00%	14	0	1	0
Total Votes Cast	15	100.00%	14	0	1	0
Overvotes	0		0	0	0	0
Undervotes	4		3	0	1	0
Contest Totals	19		17	0	2	0

DEM County Commissioner FTC 1-2-25

Vote For 1

	TOTAL	VOTE %	Election Day	Absentee Mail	Absentee Early Vote	Provisional
No Valid Petition Filed	0		0	0	0	0
Total Votes Cast	0		0	0	0	0
Overvotes	0		0	0	0	0
Undervotes	19		17	0	2	0
Contest Totals	19		17	0	2	0

DEM County Commissioner FTC 1-3-25

Vote For 1

	TOTAL	VOTE %	Election Day	Absentee Mail	Absentee Early Vote	Provisional
Michael E. Betts	4	23.53%	4	0	0	0
Jeff Allan Fee	7	41.18%	6	0	1	0
Lynn Herrold	6	35.29%	6	0	0	0
Total Votes Cast	17	100.00%	16	0	1	0
Overvotes	0		0	0	0	0
Undervotes	2		1	0	1	0
Contest Totals	19		17	0	2	0

DEM Prosecuting Attorney

Vote For 1

	TOTAL	VOTE %	Election Day	Absentee Mail	Absentee Early Vote	Provisional
No Valid Petition Filed	0		0	0	0	0
Total Votes Cast	0		0	0	0	0
Overvotes	0		0	0	0	0
Undervotes	19		17	0	2	0
Contest Totals	19		17	0	2	0

0002 HAMDEN NORTH

DEM Clerk of the Court of Common Pleas

Vote For 1

	TOTAL	VOTE %	Election Day	Absentee Mail	Absentee Early Vote	Provisional
No Valid Petition Filed	0		0	0	0	0
Total Votes Cast	0		0	0	0	0
Overvotes	0		0	0	0	0
Undervotes	19		17	0	2	0
Contest Totals	19		17	0	2	0

DEM Sheriff

Vote For 1

	TOTAL	VOTE %	Election Day	Absentee Mail	Absentee Early Vote	Provisional
No Valid Petition Filed	0		0	0	0	0
Total Votes Cast	0		0	0	0	0
Overvotes	0		0	0	0	0
Undervotes	19		17	0	2	0
Contest Totals	19		17	0	2	0

DEM County Recorder

Vote For 1

	TOTAL	VOTE %	Election Day	Absentee Mail	Absentee Early Vote	Provisional
No Valid Petition Filed	0		0	0	0	0
Total Votes Cast	0		0	0	0	0
Overvotes	0		0	0	0	0
Undervotes	19		17	0	2	0
Contest Totals	19		17	0	2	0

DEM County Treasurer

Vote For 1

	TOTAL	VOTE %	Election Day	Absentee Mail	Absentee Early Vote	Provisional
Vicki Maxwell	15	100.00%	13	0	2	0
Total Votes Cast	15	100.00%	13	0	2	0
Overvotes	0		0	0	0	0
Undervotes	4		4	0	0	0
Contest Totals	19		17	0	2	0

DEM County Engineer

Vote For 1

	TOTAL	VOTE %	Election Day	Absentee Mail	Absentee Early Vote	Provisional
No Valid Petition Filed	0		0	0	0	0
Total Votes Cast	0		0	0	0	0
Overvotes	0		0	0	0	0
Undervotes	19		17	0	2	0
Contest Totals	19		17	0	2	0

0002 HAMDEN NORTH

DEM Coroner

Vote For 1

	TOTAL	VOTE %	Election Day	Absentee Mail	Absentee Early Vote	Provisional
No Valid Petition Filed	0		0	0	0	0
Total Votes Cast	0		0	0	0	0
Overvotes	0		0	0	0	0
Undervotes	19		17	0	2	0
Contest Totals	19		17	0	2	0

REP Delegates-at-Large and Alternates-at-Large to the National Convention

Vote For 1

	TOTAL	VOTE %	Election Day	Absentee Mail	Absentee Early Vote	Provisional
Chris Christie	1	1.43%	1	0	0	0
Ron DeSantis	1	1.43%	1	0	0	0
Nikki R. Haley	1	1.43%	1	0	0	0
Vivek Ramaswamy	1	1.43%	1	0	0	0
Donald J. Trump	66	94.29%	58	5	2	1
Total Votes Cast	70	100.00%	62	5	2	1
Overvotes	0		0	0	0	0
Undervotes	5		5	0	0	0
Contest Totals	75		67	5	2	1

REP District Delegates and District Alternates to the National Convention (2nd District)

Vote For 1

	TOTAL	VOTE %	Election Day	Absentee Mail	Absentee Early Vote	Provisional
Chris Christie	1	1.41%	1	0	0	0
Ron DeSantis	4	5.63%	4	0	0	0
Nikki R. Haley	1	1.41%	1	0	0	0
Vivek Ramaswamy	2	2.82%	2	0	0	0
Donald J. Trump	63	88.73%	55	5	2	1
Total Votes Cast	71	100.00%	63	5	2	1
Overvotes	0		0	0	0	0
Undervotes	4		4	0	0	0
Contest Totals	75		67	5	2	1

REP U.S. Senator

Vote For 1

	TOTAL	VOTE %	Election Day	Absentee Mail	Absentee Early Vote	Provisional
Matt Dolan	13	19.70%	13	0	0	0
Frank LaRose	21	31.82%	17	2	2	0
Bernie Moreno	32	48.48%	29	2	0	1
Total Votes Cast	66	100.00%	59	4	2	1
Overvotes	0		0	0	0	0
Undervotes	9		8	1	0	0
Contest Totals	75		67	5	2	1

0002 HAMDEN NORTH

REP Representative to Congress (2nd District)

Vote For 1

	TOTAL	VOTE %	Election Day	Absentee Mail	Absentee Early Vote	Provisional
Niraj Antani	1	1.41%	1	0	0	0
Kim Georgeton	2	2.82%	1	0	1	0
Phil Heimlich	2	2.82%	2	0	0	0
Ron Hood	4	5.63%	3	1	0	0
Tom Hwang	2	2.82%	2	0	0	0
Larry Kidd	48	67.61%	42	4	1	1
Derek Myers	0	0.00%	0	0	0	0
Tim O'Hara	2	2.82%	2	0	0	0
Charles Tassell	0	0.00%	0	0	0	0
David J. Taylor	6	8.45%	6	0	0	0
Shane Wilkin	4	5.63%	4	0	0	0
Total Votes Cast	71	100.00%	63	5	2	1
Overvotes	0		0	0	0	0
Undervotes	4		4	0	0	0
Contest Totals	75		67	5	2	1

REP Justice of the Supreme Court FTC 1-1-25

Vote For 1

	TOTAL	VOTE %	Election Day	Absentee Mail	Absentee Early Vote	Provisional
Megan E. Shanahan	50	100.00%	44	3	2	1
Total Votes Cast	50	100.00%	44	3	2	1
Overvotes	0		0	0	0	0
Undervotes	25		23	2	0	0
Contest Totals	75		67	5	2	1

REP Justice of the Supreme Court FTC 1-2-25

Vote For 1

	TOTAL	VOTE %	Election Day	Absentee Mail	Absentee Early Vote	Provisional
Joseph T. Deters	46	100.00%	42	1	2	1
Total Votes Cast	46	100.00%	42	1	2	1
Overvotes	0		0	0	0	0
Undervotes	29		25	4	0	0
Contest Totals	75		67	5	2	1

REP Justice of the Supreme Court UTE 12-31-26

Vote For 1

	TOTAL	VOTE %	Election Day	Absentee Mail	Absentee Early Vote	Provisional
Daniel R. Hawkins	46	100.00%	42	1	2	1
Total Votes Cast	46	100.00%	42	1	2	1
Overvotes	0		0	0	0	0
Undervotes	29		25	4	0	0
Contest Totals	75		67	5	2	1

0002 HAMDEN NORTH

REP Judge of the Court of Appeals (4th District) FTC 2-9-25

Vote For 1

	TOTAL	VOTE %	Election Day	Absentee Mail	Absentee Early Vote	Provisional
Jason P. Smith	50	100.00%	45	2	2	1
Total Votes Cast	50	100.00%	45	2	2	1
Overvotes	0		0	0	0	0
Undervotes	25		22	3	0	0
Contest Totals	75		67	5	2	1

REP Judge of the Court of Appeals (4th District) FTC 2-10-25

Vote For 1

	TOTAL	VOTE %	Election Day	Absentee Mail	Absentee Early Vote	Provisional
Mike Hess	52	100.00%	47	2	2	1
Total Votes Cast	52	100.00%	47	2	2	1
Overvotes	0		0	0	0	0
Undervotes	23		20	3	0	0
Contest Totals	75		67	5	2	1

REP Member of State Central Committee, Man (17th District)

Vote For 1

	TOTAL	VOTE %	Election Day	Absentee Mail	Absentee Early Vote	Provisional
David A. Glass	51	100.00%	46	2	2	1
Total Votes Cast	51	100.00%	46	2	2	1
Overvotes	0		0	0	0	0
Undervotes	24		21	3	0	0
Contest Totals	75		67	5	2	1

REP Member of State Central Committee, Woman (17th District)

Vote For 1

	TOTAL	VOTE %	Election Day	Absentee Mail	Absentee Early Vote	Provisional
Bonnie Ward	51	100.00%	46	2	2	1
Total Votes Cast	51	100.00%	46	2	2	1
Overvotes	0		0	0	0	0
Undervotes	24		21	3	0	0
Contest Totals	75		67	5	2	1

REP State Representative (92nd District)

Vote For 1

	TOTAL	VOTE %	Election Day	Absentee Mail	Absentee Early Vote	Provisional
Mark Johnson	51	100.00%	47	1	2	1
Total Votes Cast	51	100.00%	47	1	2	1
Overvotes	0		0	0	0	0
Undervotes	24		20	4	0	0
Contest Totals	75		67	5	2	1

0002 HAMDEN NORTH

REP Judge of the Court of Common Pleas

Vote For 1

	TOTAL	VOTE %	Election Day	Absentee Mail	Absentee Early Vote	Provisional
James S. Payne	50	100.00%	45	2	2	1
Total Votes Cast	50	100.00%	45	2	2	1
Overvotes	0		0	0	0	0
Undervotes	25		22	3	0	0
Contest Totals	75		67	5	2	1

REP County Commissioner FTC 1-2-25

Vote For 1

	TOTAL	VOTE %	Election Day	Absentee Mail	Absentee Early Vote	Provisional
Kevin D. Cozad	50	72.46%	46	3	0	1
Mark D. Fout	19	27.54%	16	1	2	0
Total Votes Cast	69	100.00%	62	4	2	1
Overvotes	0		0	0	0	0
Undervotes	6		5	1	0	0
Contest Totals	75		67	5	2	1

REP County Commissioner FTC 1-3-25

Vote For 1

	TOTAL	VOTE %	Election Day	Absentee Mail	Absentee Early Vote	Provisional
Jeffery A. Harper III	11	15.49%	11	0	0	0
Charles W. Pittman	8	11.27%	7	0	0	1
William W. Wellman	52	73.24%	46	4	2	0
Total Votes Cast	71	100.00%	64	4	2	1
Overvotes	0		0	0	0	0
Undervotes	4		3	1	0	0
Contest Totals	75		67	5	2	1

REP Prosecuting Attorney

Vote For 1

	TOTAL	VOTE %	Election Day	Absentee Mail	Absentee Early Vote	Provisional
William Luther Archer Jr.	42	100.00%	38	1	2	1
Total Votes Cast	42	100.00%	38	1	2	1
Overvotes	0		0	0	0	0
Undervotes	33		29	4	0	0
Contest Totals	75		67	5	2	1

REP Clerk of the Court of Common Pleas

Vote For 1

	TOTAL	VOTE %	Election Day	Absentee Mail	Absentee Early Vote	Provisional
Jeremiah Randolph Griffith	55	100.00%	51	1	2	1
Total Votes Cast	55	100.00%	51	1	2	1
Overvotes	0		0	0	0	0
Undervotes	20		16	4	0	0
Contest Totals	75		67	5	2	1

0002 HAMDEN NORTH

REP Sheriff

Vote For 1

	TOTAL	VOTE %	Election Day	Absentee Mail	Absentee Early Vote	Provisional
Ryan C. Cain	62	100.00%	58	1	2	1
Total Votes Cast	62	100.00%	58	1	2	1
Overvotes	0		0	0	0	0
Undervotes	13		9	4	0	0
Contest Totals	75		67	5	2	1

REP County Recorder

Vote For 1

	TOTAL	VOTE %	Election Day	Absentee Mail	Absentee Early Vote	Provisional
Erin D. Yates	46	100.00%	42	1	2	1
Total Votes Cast	46	100.00%	42	1	2	1
Overvotes	0		0	0	0	0
Undervotes	29		25	4	0	0
Contest Totals	75		67	5	2	1

REP County Treasurer

Vote For 1

	TOTAL	VOTE %	Election Day	Absentee Mail	Absentee Early Vote	Provisional
No Valid Petition Filed	0		0	0	0	0
Total Votes Cast	0		0	0	0	0
Overvotes	0		0	0	0	0
Undervotes	75		67	5	2	1
Contest Totals	75		67	5	2	1

REP County Engineer

Vote For 1

	TOTAL	VOTE %	Election Day	Absentee Mail	Absentee Early Vote	Provisional
Roy A. Depue	60	100.00%	54	3	2	1
Total Votes Cast	60	100.00%	54	3	2	1
Overvotes	0		0	0	0	0
Undervotes	15		13	2	0	0
Contest Totals	75		67	5	2	1

REP Coroner




Vote For 1

	TOTAL	VOTE %	Election Day	Absentee Mail	Absentee Early Vote	Provisional
No Valid Petition Filed	0		0	0	0	0
Total Votes Cast	0		0	0	0	0
Overvotes	0		0	0	0	0
Undervotes	75		67	5	2	1
Contest Totals	75		67	5	2	1



0003 HAMDEN SOUTH

Statistics	TOTAL	Election Day	Absentee Mail	Absentee Early Vote	Provisional
Registered Voters - Total	221				
Registered Voters - DEMOCRATIC	20				
Registered Voters - REPUBLICAN	40				
Registered Voters - NONPARTISAN	161				
Ballots Cast - Total	82	71	8	3	0
Ballots Cast - DEMOCRATIC PARTY	17	11	3	3	0
Ballots Cast - REPUBLICAN PARTY	65	60	5	0	0
Ballots Cast - NONPARTISAN	0	0	0	0	0
Voter Turnout - Total	37.10%				
Voter Turnout - DEMOCRATIC PARTY	85.00%				
Voter Turnout - REPUBLICAN PARTY	162.50%				
Voter Turnout - NONPARTISAN	0.00%				




DEM Delegates-at-Large and Alternates-at-Large to the National Convention

Vote For 1	TOTAL	VOTE %	Election Day	Absentee Mail	Absentee Early Vote	Provisional
Joseph R. Biden Jr.	10	71.43% 	5	2	3	0
Dean Phillips	4	28.57% 	3	1	0	0
Total Votes Cast	14	100.00% 	8	3	3	0
Overvotes	0		0	0	0	0
Undervotes	3		3	0	0	0
Contest Totals	17		11	3	3	0

DEM U.S. Senator

Vote For 1	TOTAL	VOTE %	Election Day	Absentee Mail	Absentee Early Vote	Provisional
Sherrod Brown	15	100.00% 	11	1	3	0
Total Votes Cast	15	100.00% 	11	1	3	0
Overvotes	0		0	0	0	0
Undervotes	2		0	2	0	0
Contest Totals	17		11	3	3	0

DEM Representative to Congress (2nd District)

Vote For 1	TOTAL	VOTE %	Election Day	Absentee Mail	Absentee Early Vote	Provisional
Samantha Meadows	12	85.71% 	7	3	2	0
Withdrawn	2	14.29% 	2	0	0	0
Total Votes Cast	14	100.00% 	9	3	2	0
Overvotes	0		0	0	0	0
Undervotes	3		2	0	1	0
Contest Totals	17		11	3	3	0

0003 HAMDEN SOUTH

DEM Justice of the Supreme Court FTC 1-1-25

Vote For 1

	TOTAL	VOTE %	Election Day	Absentee Mail	Absentee Early Vote	Provisional
Michael P. Donnelly	12	100.00%	8	2	2	0
Total Votes Cast	12	100.00%	8	2	2	0
Overvotes	0		0	0	0	0
Undervotes	5		3	1	1	0
Contest Totals	17		11	3	3	0

DEM Justice of the Supreme Court FTC 1-2-25

Vote For 1

	TOTAL	VOTE %	Election Day	Absentee Mail	Absentee Early Vote	Provisional
Melody J. Stewart	9	100.00%	5	2	2	0
Total Votes Cast	9	100.00%	5	2	2	0
Overvotes	0		0	0	0	0
Undervotes	8		6	1	1	0
Contest Totals	17		11	3	3	0

DEM Justice of the Supreme Court UTE 12-31-26

Vote For 1

	TOTAL	VOTE %	Election Day	Absentee Mail	Absentee Early Vote	Provisional
Lisa Forbes	6	42.86%	2	2	2	0
Terri Jamison	8	57.14%	7	1	0	0
Total Votes Cast	14	100.00%	9	3	2	0
Overvotes	0		0	0	0	0
Undervotes	3		2	0	1	0
Contest Totals	17		11	3	3	0

DEM Judge of the Court of Appeals (4th District) FTC 2-9-25

Vote For 1

	TOTAL	VOTE %	Election Day	Absentee Mail	Absentee Early Vote	Provisional
No Valid Petition Filed	0		0	0	0	0
Total Votes Cast	0		0	0	0	0
Overvotes	0		0	0	0	0
Undervotes	17		11	3	3	0
Contest Totals	17		11	3	3	0

DEM Judge of the Court of Appeals (4th District) FTC 2-10-25

Vote For 1

	TOTAL	VOTE %	Election Day	Absentee Mail	Absentee Early Vote	Provisional
No Valid Petition Filed	0		0	0	0	0
Total Votes Cast	0		0	0	0	0
Overvotes	0		0	0	0	0
Undervotes	17		11	3	3	0
Contest Totals	17		11	3	3	0

0003 HAMDEN SOUTH

DEM State Representative (92nd District)

Vote For 1

	TOTAL	VOTE %	Election Day	Absentee Mail	Absentee Early Vote	Provisional
Arthur Donald Beatty	12	100.00%	8	2	2	0
Total Votes Cast	12	100.00%	8	2	2	0
Overvotes	0		0	0	0	0
Undervotes	5		3	1	1	0
Contest Totals	17		11	3	3	0

DEM Judge of the Court of Common Pleas

Vote For 1

	TOTAL	VOTE %	Election Day	Absentee Mail	Absentee Early Vote	Provisional
Laina Fetherolf Rogers	10	100.00%	6	2	2	0
Total Votes Cast	10	100.00%	6	2	2	0
Overvotes	0		0	0	0	0
Undervotes	7		5	1	1	0
Contest Totals	17		11	3	3	0

DEM County Commissioner FTC 1-2-25

Vote For 1

	TOTAL	VOTE %	Election Day	Absentee Mail	Absentee Early Vote	Provisional
No Valid Petition Filed	0		0	0	0	0
Total Votes Cast	0		0	0	0	0
Overvotes	0		0	0	0	0
Undervotes	17		11	3	3	0
Contest Totals	17		11	3	3	0

DEM County Commissioner FTC 1-3-25

Vote For 1

	TOTAL	VOTE %	Election Day	Absentee Mail	Absentee Early Vote	Provisional
Michael E. Betts	4	26.67%	3	0	1	0
Jeff Allan Fee	6	40.00%	2	3	1	0
Lynn Herrold	5	33.33%	4	0	1	0
Total Votes Cast	15	100.00%	9	3	3	0
Overvotes	0		0	0	0	0
Undervotes	2		2	0	0	0
Contest Totals	17		11	3	3	0

DEM Prosecuting Attorney

Vote For 1

	TOTAL	VOTE %	Election Day	Absentee Mail	Absentee Early Vote	Provisional
No Valid Petition Filed	0		0	0	0	0
Total Votes Cast	0		0	0	0	0
Overvotes	0		0	0	0	0
Undervotes	17		11	3	3	0
Contest Totals	17		11	3	3	0

0003 HAMDEN SOUTH

DEM Clerk of the Court of Common Pleas

Vote For 1

	TOTAL	VOTE %	Election Day	Absentee Mail	Absentee Early Vote	Provisional
No Valid Petition Filed	0		0	0	0	0
Total Votes Cast	0		0	0	0	0
Overvotes	0		0	0	0	0
Undervotes	17		11	3	3	0
Contest Totals	17		11	3	3	0

DEM Sheriff

Vote For 1

	TOTAL	VOTE %	Election Day	Absentee Mail	Absentee Early Vote	Provisional
No Valid Petition Filed	0		0	0	0	0
Total Votes Cast	0		0	0	0	0
Overvotes	0		0	0	0	0
Undervotes	17		11	3	3	0
Contest Totals	17		11	3	3	0

DEM County Recorder

Vote For 1

	TOTAL	VOTE %	Election Day	Absentee Mail	Absentee Early Vote	Provisional
No Valid Petition Filed	0		0	0	0	0
Total Votes Cast	0		0	0	0	0
Overvotes	0		0	0	0	0
Undervotes	17		11	3	3	0
Contest Totals	17		11	3	3	0

DEM County Treasurer

Vote For 1

	TOTAL	VOTE %	Election Day	Absentee Mail	Absentee Early Vote	Provisional
Vicki Maxwell	17	100.00%	11	3	3	0
Total Votes Cast	17	100.00%	11	3	3	0
Overvotes	0		0	0	0	0
Undervotes	0		0	0	0	0
Contest Totals	17		11	3	3	0

DEM County Engineer

Vote For 1

	TOTAL	VOTE %	Election Day	Absentee Mail	Absentee Early Vote	Provisional
No Valid Petition Filed	0		0	0	0	0
Total Votes Cast	0		0	0	0	0
Overvotes	0		0	0	0	0
Undervotes	17		11	3	3	0
Contest Totals	17		11	3	3	0

0003 HAMDEN SOUTH

DEM Coroner

Vote For 1

	TOTAL	VOTE %	Election Day	Absentee Mail	Absentee Early Vote	Provisional
No Valid Petition Filed	0		0	0	0	0
Total Votes Cast	0		0	0	0	0
Overvotes	0		0	0	0	0
Undervotes	17		11	3	3	0
Contest Totals	17		11	3	3	0

DEM Member of County Central Committee 0003 HAMDEN SOUTH

Vote For 1

	TOTAL	VOTE %	Election Day	Absentee Mail	Absentee Early Vote	Provisional
Ronda Lee Griffith Bivens	12	100.00%	8	2	2	0
Total Votes Cast	12	100.00%	8	2	2	0
Overvotes	0		0	0	0	0
Undervotes	5		3	1	1	0
Contest Totals	17		11	3	3	0

REP Delegates-at-Large and Alternates-at-Large to the National Convention

Vote For 1

	TOTAL	VOTE %	Election Day	Absentee Mail	Absentee Early Vote	Provisional
Chris Christie	1	1.61%	1	0	0	0
Ron DeSantis	1	1.61%	1	0	0	0
Nikki R. Haley	0	0.00%	0	0	0	0
Vivek Ramaswamy	0	0.00%	0	0	0	0
Donald J. Trump	60	96.77%	55	5	0	0
Total Votes Cast	62	100.00%	57	5	0	0
Overvotes	0		0	0	0	0
Undervotes	3		3	0	0	0
Contest Totals	65		60	5	0	0

REP District Delegates and District Alternates to the National Convention (2nd District)

Vote For 1

	TOTAL	VOTE %	Election Day	Absentee Mail	Absentee Early Vote	Provisional
Chris Christie	0	0.00%	0	0	0	0
Ron DeSantis	3	4.84%	3	0	0	0
Nikki R. Haley	4	6.45%	4	0	0	0
Vivek Ramaswamy	1	1.61%	1	0	0	0
Donald J. Trump	54	87.10%	49	5	0	0
Total Votes Cast	62	100.00%	57	5	0	0
Overvotes	0		0	0	0	0
Undervotes	3		3	0	0	0
Contest Totals	65		60	5	0	0

0003 HAMDEN SOUTH

REP U.S. Senator

Vote For 1

	TOTAL	VOTE %	Election Day	Absentee Mail	Absentee Early Vote	Provisional
Matt Dolan	9	14.75%	9	0	0	0
Frank LaRose	22	36.07%	20	2	0	0
Bernie Moreno	30	49.18%	27	3	0	0
Total Votes Cast	61	100.00%	56	5	0	0
Overvotes	0		0	0	0	0
Undervotes	4		4	0	0	0
Contest Totals	65		60	5	0	0

REP Representative to Congress (2nd District)

Vote For 1

	TOTAL	VOTE %	Election Day	Absentee Mail	Absentee Early Vote	Provisional
Niraj Antani	0	0.00%	0	0	0	0
Kim Georgeton	0	0.00%	0	0	0	0
Phil Heimlich	0	0.00%	0	0	0	0
Ron Hood	7	11.29%	7	0	0	0
Tom Hwang	1	1.61%	1	0	0	0
Larry Kidd	36	58.06%	32	4	0	0
Derek Myers	0	0.00%	0	0	0	0
Tim O'Hara	3	4.84%	3	0	0	0
Charles Tassell	0	0.00%	0	0	0	0
David J. Taylor	10	16.13%	10	0	0	0
Shane Wilkin	5	8.06%	4	1	0	0
Total Votes Cast	62	100.00%	57	5	0	0
Overvotes	0		0	0	0	0
Undervotes	3		3	0	0	0
Contest Totals	65		60	5	0	0

REP Justice of the Supreme Court FTC 1-1-25

Vote For 1

	TOTAL	VOTE %	Election Day	Absentee Mail	Absentee Early Vote	Provisional
Megan E. Shanahan	38	100.00%	37	1	0	0
Total Votes Cast	38	100.00%	37	1	0	0
Overvotes	0		0	0	0	0
Undervotes	27		23	4	0	0
Contest Totals	65		60	5	0	0

REP Justice of the Supreme Court FTC 1-2-25

Vote For 1

	TOTAL	VOTE %	Election Day	Absentee Mail	Absentee Early Vote	Provisional
Joseph T. Deters	38	100.00%	37	1	0	0
Total Votes Cast	38	100.00%	37	1	0	0
Overvotes	0		0	0	0	0
Undervotes	27		23	4	0	0
Contest Totals	65		60	5	0	0

0003 HAMDEN SOUTH

REP Justice of the Supreme Court UTE 12-31-26

Vote For 1

	TOTAL	VOTE %	Election Day	Absentee Mail	Absentee Early Vote	Provisional
Daniel R. Hawkins	41	100.00%	40	1	0	0
Total Votes Cast	41	100.00%	40	1	0	0
Overvotes	0		0	0	0	0
Undervotes	24		20	4	0	0
Contest Totals	65		60	5	0	0

REP Judge of the Court of Appeals (4th District) FTC 2-9-25

Vote For 1

	TOTAL	VOTE %	Election Day	Absentee Mail	Absentee Early Vote	Provisional
Jason P. Smith	39	100.00%	38	1	0	0
Total Votes Cast	39	100.00%	38	1	0	0
Overvotes	0		0	0	0	0
Undervotes	26		22	4	0	0
Contest Totals	65		60	5	0	0

REP Judge of the Court of Appeals (4th District) FTC 2-10-25

Vote For 1

	TOTAL	VOTE %	Election Day	Absentee Mail	Absentee Early Vote	Provisional
Mike Hess	41	100.00%	40	1	0	0
Total Votes Cast	41	100.00%	40	1	0	0
Overvotes	0		0	0	0	0
Undervotes	24		20	4	0	0
Contest Totals	65		60	5	0	0

REP Member of State Central Committee, Man (17th District)

Vote For 1

	TOTAL	VOTE %	Election Day	Absentee Mail	Absentee Early Vote	Provisional
David A. Glass	38	100.00%	37	1	0	0
Total Votes Cast	38	100.00%	37	1	0	0
Overvotes	0		0	0	0	0
Undervotes	27		23	4	0	0
Contest Totals	65		60	5	0	0

REP Member of State Central Committee, Woman (17th District)

Vote For 1

	TOTAL	VOTE %	Election Day	Absentee Mail	Absentee Early Vote	Provisional
Bonnie Ward	40	100.00%	39	1	0	0
Total Votes Cast	40	100.00%	39	1	0	0
Overvotes	0		0	0	0	0
Undervotes	25		21	4	0	0
Contest Totals	65		60	5	0	0

0003 HAMDEN SOUTH

REP State Representative (92nd District)

Vote For 1

	TOTAL	VOTE %	Election Day	Absentee Mail	Absentee Early Vote	Provisional
Mark Johnson	42	100.00%	40	2	0	0
Total Votes Cast	42	100.00%	40	2	0	0
Overvotes	0		0	0	0	0
Undervotes	23		20	3	0	0
Contest Totals	65		60	5	0	0

REP Judge of the Court of Common Pleas

Vote For 1

	TOTAL	VOTE %	Election Day	Absentee Mail	Absentee Early Vote	Provisional
James S. Payne	36	100.00%	35	1	0	0
Total Votes Cast	36	100.00%	35	1	0	0
Overvotes	0		0	0	0	0
Undervotes	29		25	4	0	0
Contest Totals	65		60	5	0	0

REP County Commissioner FTC 1-2-25

Vote For 1

	TOTAL	VOTE %	Election Day	Absentee Mail	Absentee Early Vote	Provisional
Kevin D. Cozad	34	56.67%	31	3	0	0
Mark D. Fout	26	43.33%	24	2	0	0
Total Votes Cast	60	100.00%	55	5	0	0
Overvotes	0		0	0	0	0
Undervotes	5		5	0	0	0
Contest Totals	65		60	5	0	0

REP County Commissioner FTC 1-3-25

Vote For 1

	TOTAL	VOTE %	Election Day	Absentee Mail	Absentee Early Vote	Provisional
Jeffery A. Harper III	10	16.39%	10	0	0	0
Charles W. Pittman	16	26.23%	16	0	0	0
William W. Wellman	35	57.38%	30	5	0	0
Total Votes Cast	61	100.00%	56	5	0	0
Overvotes	0		0	0	0	0
Undervotes	4		4	0	0	0
Contest Totals	65		60	5	0	0

REP Prosecuting Attorney

Vote For 1

	TOTAL	VOTE %	Election Day	Absentee Mail	Absentee Early Vote	Provisional
William Luther Archer Jr.	41	100.00%	40	1	0	0
Total Votes Cast	41	100.00%	40	1	0	0
Overvotes	0		0	0	0	0
Undervotes	24		20	4	0	0
Contest Totals	65		60	5	0	0

0003 HAMDEN SOUTH

REP Clerk of the Court of Common Pleas

Vote For 1

	TOTAL	VOTE %	Election Day	Absentee Mail	Absentee Early Vote	Provisional
Jeremiah Randolph Griffith	49	100.00%	46	3	0	0
Total Votes Cast	49	100.00%	46	3	0	0
Overvotes	0		0	0	0	0
Undervotes	16		14	2	0	0
Contest Totals	65		60	5	0	0

REP Sheriff

Vote For 1

	TOTAL	VOTE %	Election Day	Absentee Mail	Absentee Early Vote	Provisional
Ryan C. Cain	47	100.00%	44	3	0	0
Total Votes Cast	47	100.00%	44	3	0	0
Overvotes	0		0	0	0	0
Undervotes	18		16	2	0	0
Contest Totals	65		60	5	0	0

REP County Recorder

Vote For 1

	TOTAL	VOTE %	Election Day	Absentee Mail	Absentee Early Vote	Provisional
Erin D. Yates	46	100.00%	43	3	0	0
Total Votes Cast	46	100.00%	43	3	0	0
Overvotes	0		0	0	0	0
Undervotes	19		17	2	0	0
Contest Totals	65		60	5	0	0

REP County Treasurer

Vote For 1

	TOTAL	VOTE %	Election Day	Absentee Mail	Absentee Early Vote	Provisional
No Valid Petition Filed	0		0	0	0	0
Total Votes Cast	0		0	0	0	0
Overvotes	0		0	0	0	0
Undervotes	65		60	5	0	0
Contest Totals	65		60	5	0	0

REP County Engineer

Vote For 1

	TOTAL	VOTE %	Election Day	Absentee Mail	Absentee Early Vote	Provisional
Roy A. Depue	53	100.00%	48	5	0	0
Total Votes Cast	53	100.00%	48	5	0	0
Overvotes	0		0	0	0	0
Undervotes	12		12	0	0	0
Contest Totals	65		60	5	0	0

0003 HAMDEN SOUTH

REP Coroner

Vote For 1

	TOTAL	VOTE %	Election Day	Absentee Mail	Absentee Early Vote	Provisional
No Valid Petition Filed	0		0	0	0	0
Total Votes Cast	0		0	0	0	0
Overvotes	0		0	0	0	0
Undervotes	65		60	5	0	0
Contest Totals	65		60	5	0	0

0004 CLINTON TOWNSHIP

Statistics	TOTAL	Election Day	Absentee Mail	Absentee Early Vote	Provisional
Registered Voters - Total	632				
Registered Voters - DEMOCRATIC	42				
Registered Voters - REPUBLICAN	150				
Registered Voters - NONPARTISAN	440				
Ballots Cast - Total	151	123	13	15	0
Ballots Cast - DEMOCRATIC PARTY	36	29	4	3	0
Ballots Cast - REPUBLICAN PARTY	115	94	9	12	0
Ballots Cast - NONPARTISAN	0	0	0	0	0
Voter Turnout - Total	23.89%				
Voter Turnout - DEMOCRATIC PARTY	85.71%				
Voter Turnout - REPUBLICAN PARTY	76.67%				
Voter Turnout - NONPARTISAN	0.00%				

DEM Delegates-at-Large and Alternates-at-Large to the National Convention

Vote For 1	TOTAL	VOTE %	Election Day	Absentee Mail	Absentee Early Vote	Provisional
Joseph R. Biden Jr.	22	66.67%	16	4	2	0
Dean Phillips	11	33.33%	10	0	1	0
Total Votes Cast	33	100.00%	26	4	3	0
Overvotes	0		0	0	0	0
Undervotes	3		3	0	0	0
Contest Totals	36		29	4	3	0

DEM U.S. Senator

Vote For 1	TOTAL	VOTE %	Election Day	Absentee Mail	Absentee Early Vote	Provisional
Sherrod Brown	30	100.00%	25	3	2	0
Total Votes Cast	30	100.00%	25	3	2	0
Overvotes	0		0	0	0	0
Undervotes	6		4	1	1	0
Contest Totals	36		29	4	3	0

DEM Representative to Congress (2nd District)

Vote For 1	TOTAL	VOTE %	Election Day	Absentee Mail	Absentee Early Vote	Provisional
Samantha Meadows	24	75.00%	20	2	2	0
Withdrawn	8	25.00%	6	2	0	0
Total Votes Cast	32	100.00%	26	4	2	0
Overvotes	0		0	0	0	0
Undervotes	4		3	0	1	0
Contest Totals	36		29	4	3	0

0004 CLINTON TOWNSHIP

DEM Justice of the Supreme Court FTC 1-1-25

Vote For 1

	TOTAL	VOTE %	Election Day	Absentee Mail	Absentee Early Vote	Provisional
Michael P. Donnelly	24	100.00%	20	2	2	0
Total Votes Cast	24	100.00%	20	2	2	0
Overvotes	0		0	0	0	0
Undervotes	12		9	2	1	0
Contest Totals	36		29	4	3	0

DEM Justice of the Supreme Court FTC 1-2-25

Vote For 1

	TOTAL	VOTE %	Election Day	Absentee Mail	Absentee Early Vote	Provisional
Melody J. Stewart	27	100.00%	21	3	3	0
Total Votes Cast	27	100.00%	21	3	3	0
Overvotes	0		0	0	0	0
Undervotes	9		8	1	0	0
Contest Totals	36		29	4	3	0

DEM Justice of the Supreme Court UTE 12-31-26

Vote For 1

	TOTAL	VOTE %	Election Day	Absentee Mail	Absentee Early Vote	Provisional
Lisa Forbes	18	60.00%	16	0	2	0
Terri Jamison	12	40.00%	8	3	1	0
Total Votes Cast	30	100.00%	24	3	3	0
Overvotes	0		0	0	0	0
Undervotes	6		5	1	0	0
Contest Totals	36		29	4	3	0

DEM Judge of the Court of Appeals (4th District) FTC 2-9-25

Vote For 1

	TOTAL	VOTE %	Election Day	Absentee Mail	Absentee Early Vote	Provisional
No Valid Petition Filed	0		0	0	0	0
Total Votes Cast	0		0	0	0	0
Overvotes	0		0	0	0	0
Undervotes	36		29	4	3	0
Contest Totals	36		29	4	3	0

DEM Judge of the Court of Appeals (4th District) FTC 2-10-25

Vote For 1

	TOTAL	VOTE %	Election Day	Absentee Mail	Absentee Early Vote	Provisional
No Valid Petition Filed	0		0	0	0	0
Total Votes Cast	0		0	0	0	0
Overvotes	0		0	0	0	0
Undervotes	36		29	4	3	0
Contest Totals	36		29	4	3	0

0004 CLINTON TOWNSHIP

DEM State Representative (92nd District)

Vote For 1

	TOTAL	VOTE %	Election Day	Absentee Mail	Absentee Early Vote	Provisional
Arthur Donald Beatty	26	100.00%	21	3	2	0
Total Votes Cast	26	100.00%	21	3	2	0
Overvotes	0		0	0	0	0
Undervotes	10		8	1	1	0
Contest Totals	36		29	4	3	0

DEM Judge of the Court of Common Pleas

Vote For 1

	TOTAL	VOTE %	Election Day	Absentee Mail	Absentee Early Vote	Provisional
Laina Fetherolf Rogers	29	100.00%	22	4	3	0
Total Votes Cast	29	100.00%	22	4	3	0
Overvotes	0		0	0	0	0
Undervotes	7		7	0	0	0
Contest Totals	36		29	4	3	0

DEM County Commissioner FTC 1-2-25

Vote For 1

	TOTAL	VOTE %	Election Day	Absentee Mail	Absentee Early Vote	Provisional
No Valid Petition Filed	0		0	0	0	0
Total Votes Cast	0		0	0	0	0
Overvotes	0		0	0	0	0
Undervotes	36		29	4	3	0
Contest Totals	36		29	4	3	0

DEM County Commissioner FTC 1-3-25

Vote For 1

	TOTAL	VOTE %	Election Day	Absentee Mail	Absentee Early Vote	Provisional
Michael E. Betts	13	37.14%	12	1	0	0
Jeff Allan Fee	13	37.14%	9	1	3	0
Lynn Herrold	9	25.71%	7	2	0	0
Total Votes Cast	35	100.00%	28	4	3	0
Overvotes	0		0	0	0	0
Undervotes	1		1	0	0	0
Contest Totals	36		29	4	3	0

DEM Prosecuting Attorney

Vote For 1

	TOTAL	VOTE %	Election Day	Absentee Mail	Absentee Early Vote	Provisional
No Valid Petition Filed	0		0	0	0	0
Total Votes Cast	0		0	0	0	0
Overvotes	0		0	0	0	0
Undervotes	36		29	4	3	0
Contest Totals	36		29	4	3	0

0004 CLINTON TOWNSHIP

DEM Clerk of the Court of Common Pleas

Vote For 1

	TOTAL	VOTE %	Election Day	Absentee Mail	Absentee Early Vote	Provisional
No Valid Petition Filed	0		0	0	0	0
Total Votes Cast	0		0	0	0	0
Overvotes	0		0	0	0	0
Undervotes	36		29	4	3	0
Contest Totals	36		29	4	3	0

DEM Sheriff

Vote For 1

	TOTAL	VOTE %	Election Day	Absentee Mail	Absentee Early Vote	Provisional
No Valid Petition Filed	0		0	0	0	0
Total Votes Cast	0		0	0	0	0
Overvotes	0		0	0	0	0
Undervotes	36		29	4	3	0
Contest Totals	36		29	4	3	0

DEM County Recorder

Vote For 1

	TOTAL	VOTE %	Election Day	Absentee Mail	Absentee Early Vote	Provisional
No Valid Petition Filed	0		0	0	0	0
Total Votes Cast	0		0	0	0	0
Overvotes	0		0	0	0	0
Undervotes	36		29	4	3	0
Contest Totals	36		29	4	3	0

DEM County Treasurer

Vote For 1

	TOTAL	VOTE %	Election Day	Absentee Mail	Absentee Early Vote	Provisional
Vicki Maxwell	30	100.00%	24	3	3	0
Total Votes Cast	30	100.00%	24	3	3	0
Overvotes	0		0	0	0	0
Undervotes	6		5	1	0	0
Contest Totals	36		29	4	3	0

DEM County Engineer

Vote For 1

	TOTAL	VOTE %	Election Day	Absentee Mail	Absentee Early Vote	Provisional
No Valid Petition Filed	0		0	0	0	0
Total Votes Cast	0		0	0	0	0
Overvotes	0		0	0	0	0
Undervotes	36		29	4	3	0
Contest Totals	36		29	4	3	0

0004 CLINTON TOWNSHIP

DEM Coroner

Vote For 1

	TOTAL	VOTE %	Election Day	Absentee Mail	Absentee Early Vote	Provisional
No Valid Petition Filed	0		0	0	0	0
Total Votes Cast	0		0	0	0	0
Overvotes	0		0	0	0	0
Undervotes	36		29	4	3	0
Contest Totals	36		29	4	3	0

REP Delegates-at-Large and Alternates-at-Large to the National Convention

Vote For 1

	TOTAL	VOTE %	Election Day	Absentee Mail	Absentee Early Vote	Provisional
Chris Christie	1	0.89%	0	1	0	0
Ron DeSantis	0	0.00%	0	0	0	0
Nikki R. Haley	9	8.04%	5	3	1	0
Vivek Ramaswamy	0	0.00%	0	0	0	0
Donald J. Trump	102	91.07%	87	5	10	0
Total Votes Cast	112	100.00%	92	9	11	0
Overvotes	0		0	0	0	0
Undervotes	3		2	0	1	0
Contest Totals	115		94	9	12	0

REP District Delegates and District Alternates to the National Convention (2nd District)

Vote For 1

	TOTAL	VOTE %	Election Day	Absentee Mail	Absentee Early Vote	Provisional
Chris Christie	2	1.80%	1	1	0	0
Ron DeSantis	0	0.00%	0	0	0	0
Nikki R. Haley	10	9.01%	5	4	1	0
Vivek Ramaswamy	3	2.70%	2	0	1	0
Donald J. Trump	96	86.49%	83	4	9	0
Total Votes Cast	111	100.00%	91	9	11	0
Overvotes	0		0	0	0	0
Undervotes	4		3	0	1	0
Contest Totals	115		94	9	12	0

REP U.S. Senator

Vote For 1

	TOTAL	VOTE %	Election Day	Absentee Mail	Absentee Early Vote	Provisional
Matt Dolan	31	30.39%	23	4	4	0
Frank LaRose	31	30.39%	21	5	5	0
Bernie Moreno	40	39.22%	39	0	1	0
Total Votes Cast	102	100.00%	83	9	10	0
Overvotes	0		0	0	0	0
Undervotes	13		11	0	2	0
Contest Totals	115		94	9	12	0

0004 CLINTON TOWNSHIP

REP Representative to Congress (2nd District)

Vote For 1

	TOTAL	VOTE %	Election Day	Absentee Mail	Absentee Early Vote	Provisional
Niraj Antani	2	1.89%	1	0	1	0
Kim Georgeton	2	1.89%	2	0	0	0
Phil Heimlich	3	2.83%	0	3	0	0
Ron Hood	4	3.77%	4	0	0	0
Tom Hwang	4	3.77%	4	0	0	0
Larry Kidd	53	50.00%	44	2	7	0
Derek Myers	2	1.89%	0	0	2	0
Tim O'Hara	18	16.98%	16	2	0	0
Charles Tassell	1	0.94%	1	0	0	0
David J. Taylor	13	12.26%	10	2	1	0
Shane Wilkin	4	3.77%	4	0	0	0
Total Votes Cast	106	100.00%	86	9	11	0
Overvotes	0		0	0	0	0
Undervotes	9		8	0	1	0
Contest Totals	115		94	9	12	0

REP Justice of the Supreme Court FTC 1-1-25

Vote For 1

	TOTAL	VOTE %	Election Day	Absentee Mail	Absentee Early Vote	Provisional
Megan E. Shanahan	72	100.00%	59	5	8	0
Total Votes Cast	72	100.00%	59	5	8	0
Overvotes	0		0	0	0	0
Undervotes	43		35	4	4	0
Contest Totals	115		94	9	12	0

REP Justice of the Supreme Court FTC 1-2-25

Vote For 1

	TOTAL	VOTE %	Election Day	Absentee Mail	Absentee Early Vote	Provisional
Joseph T. Deters	76	100.00%	63	5	8	0
Total Votes Cast	76	100.00%	63	5	8	0
Overvotes	0		0	0	0	0
Undervotes	39		31	4	4	0
Contest Totals	115		94	9	12	0

REP Justice of the Supreme Court UTE 12-31-26

Vote For 1

	TOTAL	VOTE %	Election Day	Absentee Mail	Absentee Early Vote	Provisional
Daniel R. Hawkins	73	100.00%	60	5	8	0
Total Votes Cast	73	100.00%	60	5	8	0
Overvotes	0		0	0	0	0
Undervotes	42		34	4	4	0
Contest Totals	115		94	9	12	0

0004 CLINTON TOWNSHIP

REP Judge of the Court of Appeals (4th District) FTC 2-9-25

Vote For 1

	TOTAL	VOTE %	Election Day	Absentee Mail	Absentee Early Vote	Provisional
Jason P. Smith	77	100.00%	62	5	10	0
Total Votes Cast	77	100.00%	62	5	10	0
Overvotes	0		0	0	0	0
Undervotes	38		32	4	2	0
Contest Totals	115		94	9	12	0

REP Judge of the Court of Appeals (4th District) FTC 2-10-25

Vote For 1

	TOTAL	VOTE %	Election Day	Absentee Mail	Absentee Early Vote	Provisional
Mike Hess	75	100.00%	61	5	9	0
Total Votes Cast	75	100.00%	61	5	9	0
Overvotes	0		0	0	0	0
Undervotes	40		33	4	3	0
Contest Totals	115		94	9	12	0

REP Member of State Central Committee, Man (17th District)

Vote For 1

	TOTAL	VOTE %	Election Day	Absentee Mail	Absentee Early Vote	Provisional
David A. Glass	76	100.00%	62	5	9	0
Total Votes Cast	76	100.00%	62	5	9	0
Overvotes	0		0	0	0	0
Undervotes	39		32	4	3	0
Contest Totals	115		94	9	12	0

REP Member of State Central Committee, Woman (17th District)

Vote For 1

	TOTAL	VOTE %	Election Day	Absentee Mail	Absentee Early Vote	Provisional
Bonnie Ward	74	100.00%	60	5	9	0
Total Votes Cast	74	100.00%	60	5	9	0
Overvotes	0		0	0	0	0
Undervotes	41		34	4	3	0
Contest Totals	115		94	9	12	0

REP State Representative (92nd District)

Vote For 1

	TOTAL	VOTE %	Election Day	Absentee Mail	Absentee Early Vote	Provisional
Mark Johnson	81	100.00%	67	5	9	0
Total Votes Cast	81	100.00%	67	5	9	0
Overvotes	0		0	0	0	0
Undervotes	34		27	4	3	0
Contest Totals	115		94	9	12	0

0004 CLINTON TOWNSHIP

REP Judge of the Court of Common Pleas

Vote For 1

	TOTAL	VOTE %	Election Day	Absentee Mail	Absentee Early Vote	Provisional
James S. Payne	74	100.00%	61	5	8	0
Total Votes Cast	74	100.00%	61	5	8	0
Overvotes	0		0	0	0	0
Undervotes	41		33	4	4	0
Contest Totals	115		94	9	12	0

REP County Commissioner FTC 1-2-25

Vote For 1

	TOTAL	VOTE %	Election Day	Absentee Mail	Absentee Early Vote	Provisional
Kevin D. Cozad	67	62.04%	50	8	9	0
Mark D. Fout	41	37.96%	37	1	3	0
Total Votes Cast	108	100.00%	87	9	12	0
Overvotes	0		0	0	0	0
Undervotes	7		7	0	0	0
Contest Totals	115		94	9	12	0

REP County Commissioner FTC 1-3-25

Vote For 1

	TOTAL	VOTE %	Election Day	Absentee Mail	Absentee Early Vote	Provisional
Jeffery A. Harper III	27	25.00%	24	0	3	0
Charles W. Pittman	21	19.44%	17	3	1	0
William W. Wellman	60	55.56%	47	5	8	0
Total Votes Cast	108	100.00%	88	8	12	0
Overvotes	0		0	0	0	0
Undervotes	7		6	1	0	0
Contest Totals	115		94	9	12	0

REP Prosecuting Attorney

Vote For 1

	TOTAL	VOTE %	Election Day	Absentee Mail	Absentee Early Vote	Provisional
William Luther Archer Jr.	74	100.00%	59	5	10	0
Total Votes Cast	74	100.00%	59	5	10	0
Overvotes	0		0	0	0	0
Undervotes	41		35	4	2	0
Contest Totals	115		94	9	12	0

REP Clerk of the Court of Common Pleas

Vote For 1

	TOTAL	VOTE %	Election Day	Absentee Mail	Absentee Early Vote	Provisional
Jeremiah Randolph Griffith	91	100.00%	75	5	11	0
Total Votes Cast	91	100.00%	75	5	11	0
Overvotes	0		0	0	0	0
Undervotes	24		19	4	1	0
Contest Totals	115		94	9	12	0

0004 CLINTON TOWNSHIP

REP Sheriff

Vote For 1

	TOTAL	VOTE %	Election Day	Absentee Mail	Absentee Early Vote	Provisional
Ryan C. Cain	95	100.00%	80	5	10	0
Total Votes Cast	95	100.00%	80	5	10	0
Overvotes	0		0	0	0	0
Undervotes	20		14	4	2	0
Contest Totals	115		94	9	12	0

REP County Recorder

Vote For 1

	TOTAL	VOTE %	Election Day	Absentee Mail	Absentee Early Vote	Provisional
Erin D. Yates	82	100.00%	68	5	9	0
Total Votes Cast	82	100.00%	68	5	9	0
Overvotes	0		0	0	0	0
Undervotes	33		26	4	3	0
Contest Totals	115		94	9	12	0

REP County Treasurer

Vote For 1

	TOTAL	VOTE %	Election Day	Absentee Mail	Absentee Early Vote	Provisional
No Valid Petition Filed	0		0	0	0	0
Total Votes Cast	0		0	0	0	0
Overvotes	0		0	0	0	0
Undervotes	115		94	9	12	0
Contest Totals	115		94	9	12	0

REP County Engineer

Vote For 1

	TOTAL	VOTE %	Election Day	Absentee Mail	Absentee Early Vote	Provisional
Roy A. Depue	92	100.00%	75	6	11	0
Total Votes Cast	92	100.00%	75	6	11	0
Overvotes	0		0	0	0	0
Undervotes	23		19	3	1	0
Contest Totals	115		94	9	12	0

REP Coroner

Vote For 1

	TOTAL	VOTE %	Election Day	Absentee Mail	Absentee Early Vote	Provisional
No Valid Petition Filed	0		0	0	0	0
Total Votes Cast	0		0	0	0	0
Overvotes	0		0	0	0	0
Undervotes	115		94	9	12	0
Contest Totals	115		94	9	12	0

0005 EAGLE TOWNSHIP

Statistics	TOTAL	Election Day	Absentee Mail	Absentee Early Vote	Provisional
Registered Voters - Total	385				
Registered Voters - DEMOCRATIC	17				
Registered Voters - REPUBLICAN	69				
Registered Voters - NONPARTISAN	299				
Ballots Cast - Total	43	29	9	5	0
Ballots Cast - DEMOCRATIC PARTY	6	5	1	0	0
Ballots Cast - REPUBLICAN PARTY	37	24	8	5	0
Ballots Cast - NONPARTISAN	0	0	0	0	0
Voter Turnout - Total	11.17%				
Voter Turnout - DEMOCRATIC PARTY	35.29%				
Voter Turnout - REPUBLICAN PARTY	53.62%				
Voter Turnout - NONPARTISAN	0.00%				

DEM Delegates-at-Large and Alternates-at-Large to the National Convention

Vote For 1	TOTAL	VOTE %	Election Day	Absentee Mail	Absentee Early Vote	Provisional
Joseph R. Biden Jr.	2	50.00%	2	0	0	0
Dean Phillips	2	50.00%	1	1	0	0
Total Votes Cast	4	100.00%	3	1	0	0
Overvotes	0		0	0	0	0
Undervotes	2		2	0	0	0
Contest Totals	6		5	1	0	0

DEM U.S. Senator

Vote For 1	TOTAL	VOTE %	Election Day	Absentee Mail	Absentee Early Vote	Provisional
Sherrod Brown	5	100.00%	4	1	0	0
Total Votes Cast	5	100.00%	4	1	0	0
Overvotes	0		0	0	0	0
Undervotes	1		1	0	0	0
Contest Totals	6		5	1	0	0

DEM Representative to Congress (2nd District)

Vote For 1	TOTAL	VOTE %	Election Day	Absentee Mail	Absentee Early Vote	Provisional
Samantha Meadows	2	66.67%	2	0	0	0
Withdrawn	1	33.33%	0	1	0	0
Total Votes Cast	3	100.00%	2	1	0	0
Overvotes	0		0	0	0	0
Undervotes	3		3	0	0	0
Contest Totals	6		5	1	0	0

0005 EAGLE TOWNSHIP

DEM Justice of the Supreme Court FTC 1-1-25

Vote For 1

	TOTAL	VOTE %	Election Day	Absentee Mail	Absentee Early Vote	Provisional
Michael P. Donnelly	3	100.00%	2	1	0	0
Total Votes Cast	3	100.00%	2	1	0	0
Overvotes	0		0	0	0	0
Undervotes	3		3	0	0	0
Contest Totals	6		5	1	0	0

DEM Justice of the Supreme Court FTC 1-2-25

Vote For 1

	TOTAL	VOTE %	Election Day	Absentee Mail	Absentee Early Vote	Provisional
Melody J. Stewart	3	100.00%	2	1	0	0
Total Votes Cast	3	100.00%	2	1	0	0
Overvotes	0		0	0	0	0
Undervotes	3		3	0	0	0
Contest Totals	6		5	1	0	0

DEM Justice of the Supreme Court UTE 12-31-26

Vote For 1

	TOTAL	VOTE %	Election Day	Absentee Mail	Absentee Early Vote	Provisional
Lisa Forbes	2	100.00%	2	0	0	0
Terri Jamison	0	0.00%	0	0	0	0
Total Votes Cast	2	100.00%	2	0	0	0
Overvotes	0		0	0	0	0
Undervotes	4		3	1	0	0
Contest Totals	6		5	1	0	0

DEM Judge of the Court of Appeals (4th District) FTC 2-9-25

Vote For 1

	TOTAL	VOTE %	Election Day	Absentee Mail	Absentee Early Vote	Provisional
No Valid Petition Filed	0		0	0	0	0
Total Votes Cast	0		0	0	0	0
Overvotes	0		0	0	0	0
Undervotes	6		5	1	0	0
Contest Totals	6		5	1	0	0

DEM Judge of the Court of Appeals (4th District) FTC 2-10-25

Vote For 1

	TOTAL	VOTE %	Election Day	Absentee Mail	Absentee Early Vote	Provisional
No Valid Petition Filed	0		0	0	0	0
Total Votes Cast	0		0	0	0	0
Overvotes	0		0	0	0	0
Undervotes	6		5	1	0	0
Contest Totals	6		5	1	0	0

0005 EAGLE TOWNSHIP

DEM State Representative (92nd District)

Vote For 1

	TOTAL	VOTE %	Election Day	Absentee Mail	Absentee Early Vote	Provisional
Arthur Donald Beatty	3	100.00%	2	1	0	0
Total Votes Cast	3	100.00%	2	1	0	0
Overvotes	0		0	0	0	0
Undervotes	3		3	0	0	0
Contest Totals	6		5	1	0	0

DEM Judge of the Court of Common Pleas

Vote For 1

	TOTAL	VOTE %	Election Day	Absentee Mail	Absentee Early Vote	Provisional
Laina Fetherolf Rogers	5	100.00%	4	1	0	0
Total Votes Cast	5	100.00%	4	1	0	0
Overvotes	0		0	0	0	0
Undervotes	1		1	0	0	0
Contest Totals	6		5	1	0	0

DEM County Commissioner FTC 1-2-25

Vote For 1

	TOTAL	VOTE %	Election Day	Absentee Mail	Absentee Early Vote	Provisional
No Valid Petition Filed	0		0	0	0	0
Total Votes Cast	0		0	0	0	0
Overvotes	0		0	0	0	0
Undervotes	6		5	1	0	0
Contest Totals	6		5	1	0	0

DEM County Commissioner FTC 1-3-25

Vote For 1

	TOTAL	VOTE %	Election Day	Absentee Mail	Absentee Early Vote	Provisional
Michael E. Betts	3	50.00%	2	1	0	0
Jeff Allan Fee	2	33.33%	2	0	0	0
Lynn Herrold	1	16.67%	1	0	0	0
Total Votes Cast	6	100.00%	5	1	0	0
Overvotes	0		0	0	0	0
Undervotes	0		0	0	0	0
Contest Totals	6		5	1	0	0

DEM Prosecuting Attorney

Vote For 1

	TOTAL	VOTE %	Election Day	Absentee Mail	Absentee Early Vote	Provisional
No Valid Petition Filed	0		0	0	0	0
Total Votes Cast	0		0	0	0	0
Overvotes	0		0	0	0	0
Undervotes	6		5	1	0	0
Contest Totals	6		5	1	0	0

0005 EAGLE TOWNSHIP

DEM Clerk of the Court of Common Pleas

Vote For 1

	TOTAL	VOTE %	Election Day	Absentee Mail	Absentee Early Vote	Provisional
No Valid Petition Filed	0		0	0	0	0
Total Votes Cast	0		0	0	0	0
Overvotes	0		0	0	0	0
Undervotes	6		5	1	0	0
Contest Totals	6		5	1	0	0

DEM Sheriff

Vote For 1

	TOTAL	VOTE %	Election Day	Absentee Mail	Absentee Early Vote	Provisional
No Valid Petition Filed	0		0	0	0	0
Total Votes Cast	0		0	0	0	0
Overvotes	0		0	0	0	0
Undervotes	6		5	1	0	0
Contest Totals	6		5	1	0	0



DEM County Recorder

Vote For 1

	TOTAL	VOTE %	Election Day	Absentee Mail	Absentee Early Vote	Provisional
No Valid Petition Filed	0		0	0	0	0
Total Votes Cast	0		0	0	0	0
Overvotes	0		0	0	0	0
Undervotes	6		5	1	0	0
Contest Totals	6		5	1	0	0

DEM County Treasurer

Vote For 1

	TOTAL	VOTE %	Election Day	Absentee Mail	Absentee Early Vote	Provisional
Vicki Maxwell	5	100.00% 	4	1	0	0
Total Votes Cast	5	100.00% 	4	1	0	0
Overvotes	0		0	0	0	0
Undervotes	1		1	0	0	0
Contest Totals	6		5	1	0	0

DEM County Engineer

Vote For 1

	TOTAL	VOTE %	Election Day	Absentee Mail	Absentee Early Vote	Provisional
No Valid Petition Filed	0		0	0	0	0
Total Votes Cast	0		0	0	0	0
Overvotes	0		0	0	0	0
Undervotes	6		5	1	0	0
Contest Totals	6		5	1	0	0

0005 EAGLE TOWNSHIP

DEM Coroner

Vote For 1

	TOTAL	VOTE %	Election Day	Absentee Mail	Absentee Early Vote	Provisional
No Valid Petition Filed	0		0	0	0	0
Total Votes Cast	0		0	0	0	0
Overvotes	0		0	0	0	0
Undervotes	6		5	1	0	0
Contest Totals	6		5	1	0	0

REP Delegates-at-Large and Alternates-at-Large to the National Convention

Vote For 1

	TOTAL	VOTE %	Election Day	Absentee Mail	Absentee Early Vote	Provisional
Chris Christie	0	0.00%	0	0	0	0
Ron DeSantis	0	0.00%	0	0	0	0
Nikki R. Haley	1	2.86%	0	0	1	0
Vivek Ramaswamy	0	0.00%	0	0	0	0
Donald J. Trump	34	97.14%	22	8	4	0
Total Votes Cast	35	100.00%	22	8	5	0
Overvotes	0		0	0	0	0
Undervotes	2		2	0	0	0
Contest Totals	37		24	8	5	0

REP District Delegates and District Alternates to the National Convention (2nd District)

Vote For 1

	TOTAL	VOTE %	Election Day	Absentee Mail	Absentee Early Vote	Provisional
Chris Christie	0	0.00%	0	0	0	0
Ron DeSantis	2	5.88%	1	1	0	0
Nikki R. Haley	1	2.94%	0	0	1	0
Vivek Ramaswamy	0	0.00%	0	0	0	0
Donald J. Trump	31	91.18%	21	7	3	0
Total Votes Cast	34	100.00%	22	8	4	0
Overvotes	0		0	0	0	0
Undervotes	3		2	0	1	0
Contest Totals	37		24	8	5	0

REP U.S. Senator

Vote For 1

	TOTAL	VOTE %	Election Day	Absentee Mail	Absentee Early Vote	Provisional
Matt Dolan	11	32.35%	6	3	2	0
Frank LaRose	9	26.47%	4	2	3	0
Bernie Moreno	14	41.18%	13	1	0	0
Total Votes Cast	34	100.00%	23	6	5	0
Overvotes	0		0	0	0	0
Undervotes	3		1	2	0	0
Contest Totals	37		24	8	5	0

0005 EAGLE TOWNSHIP

REP Representative to Congress (2nd District)

Vote For 1

	TOTAL	VOTE %	Election Day	Absentee Mail	Absentee Early Vote	Provisional
Niraj Antani	0	0.00%	0	0	0	0
Kim Georgeton	1	2.86%	1	0	0	0
Phil Heimlich	0	0.00%	0	0	0	0
Ron Hood	6	17.14%	5	0	1	0
Tom Hwang	0	0.00%	0	0	0	0
Larry Kidd	14	40.00%	10	3	1	0
Derek Myers	0	0.00%	0	0	0	0
Tim O'Hara	6	17.14%	4	2	0	0
Charles Tassell	0	0.00%	0	0	0	0
David J. Taylor	6	17.14%	3	0	3	0
Shane Wilkin	2	5.71%	1	1	0	0
Total Votes Cast	35	100.00%	24	6	5	0
Overvotes	0		0	0	0	0
Undervotes	2		0	2	0	0
Contest Totals	37		24	8	5	0

REP Justice of the Supreme Court FTC 1-1-25

Vote For 1

	TOTAL	VOTE %	Election Day	Absentee Mail	Absentee Early Vote	Provisional
Megan E. Shanahan	23	100.00%	16	4	3	0
Total Votes Cast	23	100.00%	16	4	3	0
Overvotes	0		0	0	0	0
Undervotes	14		8	4	2	0
Contest Totals	37		24	8	5	0

REP Justice of the Supreme Court FTC 1-2-25

Vote For 1

	TOTAL	VOTE %	Election Day	Absentee Mail	Absentee Early Vote	Provisional
Joseph T. Deters	21	100.00%	14	4	3	0
Total Votes Cast	21	100.00%	14	4	3	0
Overvotes	0		0	0	0	0
Undervotes	16		10	4	2	0
Contest Totals	37		24	8	5	0

REP Justice of the Supreme Court UTE 12-31-26

Vote For 1

	TOTAL	VOTE %	Election Day	Absentee Mail	Absentee Early Vote	Provisional
Daniel R. Hawkins	23	100.00%	16	3	4	0
Total Votes Cast	23	100.00%	16	3	4	0
Overvotes	0		0	0	0	0
Undervotes	14		8	5	1	0
Contest Totals	37		24	8	5	0

0005 EAGLE TOWNSHIP

REP Judge of the Court of Appeals (4th District) FTC 2-9-25

Vote For 1

	TOTAL	VOTE %	Election Day	Absentee Mail	Absentee Early Vote	Provisional
Jason P. Smith	23	100.00%	15	4	4	0
Total Votes Cast	23	100.00%	15	4	4	0
Overvotes	0		0	0	0	0
Undervotes	14		9	4	1	0
Contest Totals	37		24	8	5	0

REP Judge of the Court of Appeals (4th District) FTC 2-10-25

Vote For 1

	TOTAL	VOTE %	Election Day	Absentee Mail	Absentee Early Vote	Provisional
Mike Hess	23	100.00%	15	4	4	0
Total Votes Cast	23	100.00%	15	4	4	0
Overvotes	0		0	0	0	0
Undervotes	14		9	4	1	0
Contest Totals	37		24	8	5	0

REP Member of State Central Committee, Man (17th District)

Vote For 1

	TOTAL	VOTE %	Election Day	Absentee Mail	Absentee Early Vote	Provisional
David A. Glass	25	100.00%	17	4	4	0
Total Votes Cast	25	100.00%	17	4	4	0
Overvotes	0		0	0	0	0
Undervotes	12		7	4	1	0
Contest Totals	37		24	8	5	0

REP Member of State Central Committee, Woman (17th District)

Vote For 1

	TOTAL	VOTE %	Election Day	Absentee Mail	Absentee Early Vote	Provisional
Bonnie Ward	21	100.00%	13	4	4	0
Total Votes Cast	21	100.00%	13	4	4	0
Overvotes	0		0	0	0	0
Undervotes	16		11	4	1	0
Contest Totals	37		24	8	5	0

REP State Representative (92nd District)

Vote For 1

	TOTAL	VOTE %	Election Day	Absentee Mail	Absentee Early Vote	Provisional
Mark Johnson	24	100.00%	16	4	4	0
Total Votes Cast	24	100.00%	16	4	4	0
Overvotes	0		0	0	0	0
Undervotes	13		8	4	1	0
Contest Totals	37		24	8	5	0

0005 EAGLE TOWNSHIP

REP Judge of the Court of Common Pleas

Vote For 1

	TOTAL	VOTE %	Election Day	Absentee Mail	Absentee Early Vote	Provisional
James S. Payne	25	100.00%	17	4	4	0
Total Votes Cast	25	100.00%	17	4	4	0
Overvotes	0		0	0	0	0
Undervotes	12		7	4	1	0
Contest Totals	37		24	8	5	0

REP County Commissioner FTC 1-2-25

Vote For 1

	TOTAL	VOTE %	Election Day	Absentee Mail	Absentee Early Vote	Provisional
Kevin D. Cozad	9	25.71%	7	1	1	0
Mark D. Fout	26	74.29%	16	7	3	0
Total Votes Cast	35	100.00%	23	8	4	0
Overvotes	0		0	0	0	0
Undervotes	2		1	0	1	0
Contest Totals	37		24	8	5	0

REP County Commissioner FTC 1-3-25

Vote For 1

	TOTAL	VOTE %	Election Day	Absentee Mail	Absentee Early Vote	Provisional
Jeffery A. Harper III	13	48.15%	9	1	3	0
Charles W. Pittman	2	7.41%	2	0	0	0
William W. Wellman	12	44.44%	6	5	1	0
Total Votes Cast	27	100.00%	17	6	4	0
Overvotes	0		0	0	0	0
Undervotes	10		7	2	1	0
Contest Totals	37		24	8	5	0

REP Prosecuting Attorney

Vote For 1

	TOTAL	VOTE %	Election Day	Absentee Mail	Absentee Early Vote	Provisional
William Luther Archer Jr.	23	100.00%	15	4	4	0
Total Votes Cast	23	100.00%	15	4	4	0
Overvotes	0		0	0	0	0
Undervotes	14		9	4	1	0
Contest Totals	37		24	8	5	0

REP Clerk of the Court of Common Pleas

Vote For 1

	TOTAL	VOTE %	Election Day	Absentee Mail	Absentee Early Vote	Provisional
Jeremiah Randolph Griffith	24	100.00%	16	4	4	0
Total Votes Cast	24	100.00%	16	4	4	0
Overvotes	0		0	0	0	0
Undervotes	13		8	4	1	0
Contest Totals	37		24	8	5	0

0005 EAGLE TOWNSHIP

REP Sheriff

Vote For 1

	TOTAL	VOTE %	Election Day	Absentee Mail	Absentee Early Vote	Provisional
Ryan C. Cain	26	100.00%	18	4	4	0
Total Votes Cast	26	100.00%	18	4	4	0
Overvotes	0		0	0	0	0
Undervotes	11		6	4	1	0
Contest Totals	37		24	8	5	0

REP County Recorder

Vote For 1

	TOTAL	VOTE %	Election Day	Absentee Mail	Absentee Early Vote	Provisional
Erin D. Yates	27	100.00%	19	4	4	0
Total Votes Cast	27	100.00%	19	4	4	0
Overvotes	0		0	0	0	0
Undervotes	10		5	4	1	0
Contest Totals	37		24	8	5	0

REP County Treasurer

Vote For 1

	TOTAL	VOTE %	Election Day	Absentee Mail	Absentee Early Vote	Provisional
No Valid Petition Filed	0		0	0	0	0
Total Votes Cast	0		0	0	0	0
Overvotes	0		0	0	0	0
Undervotes	37		24	8	5	0
Contest Totals	37		24	8	5	0

REP County Engineer

Vote For 1

	TOTAL	VOTE %	Election Day	Absentee Mail	Absentee Early Vote	Provisional
Roy A. Depue	25	100.00%	17	4	4	0
Total Votes Cast	25	100.00%	17	4	4	0
Overvotes	0		0	0	0	0
Undervotes	12		7	4	1	0
Contest Totals	37		24	8	5	0

REP Coroner

Vote For 1

	TOTAL	VOTE %	Election Day	Absentee Mail	Absentee Early Vote	Provisional
No Valid Petition Filed	0		0	0	0	0
Total Votes Cast	0		0	0	0	0
Overvotes	0		0	0	0	0
Undervotes	37		24	8	5	0
Contest Totals	37		24	8	5	0

0006 MCARTHUR EAST

Statistics	TOTAL	Election Day	Absentee Mail	Absentee Early Vote	Provisional
Registered Voters - Total	499				
Registered Voters - DEMOCRATIC	36				
Registered Voters - REPUBLICAN	99				
Registered Voters - NONPARTISAN	364				
Ballots Cast - Total	159	134	4	19	2
Ballots Cast - DEMOCRATIC PARTY	22	12	2	8	0
Ballots Cast - REPUBLICAN PARTY	137	122	2	11	2
Ballots Cast - NONPARTISAN	0	0	0	0	0
Voter Turnout - Total	31.86%				
Voter Turnout - DEMOCRATIC PARTY	61.11%				
Voter Turnout - REPUBLICAN PARTY	138.38%				
Voter Turnout - NONPARTISAN	0.00%				

DEM Delegates-at-Large and Alternates-at-Large to the National Convention

Vote For 1	TOTAL	VOTE %	Election Day	Absentee Mail	Absentee Early Vote	Provisional
Joseph R. Biden Jr.	13	72.22%	6	0	7	0
Dean Phillips	5	27.78%	4	0	1	0
Total Votes Cast	18	100.00%	10	0	8	0
Overvotes	0		0	0	0	0
Undervotes	4		2	2	0	0
Contest Totals	22		12	2	8	0

DEM U.S. Senator

Vote For 1	TOTAL	VOTE %	Election Day	Absentee Mail	Absentee Early Vote	Provisional
Sherrod Brown	21	100.00%	11	2	8	0
Total Votes Cast	21	100.00%	11	2	8	0
Overvotes	0		0	0	0	0
Undervotes	1		1	0	0	0
Contest Totals	22		12	2	8	0

DEM Representative to Congress (2nd District)

Vote For 1	TOTAL	VOTE %	Election Day	Absentee Mail	Absentee Early Vote	Provisional
Samantha Meadows	14	73.68%	8	0	6	0
Withdrawn	5	26.32%	4	0	1	0
Total Votes Cast	19	100.00%	12	0	7	0
Overvotes	0		0	0	0	0
Undervotes	3		0	2	1	0
Contest Totals	22		12	2	8	0

0006 MCARTHUR EAST

DEM Justice of the Supreme Court FTC 1-1-25

Vote For 1

	TOTAL	VOTE %	Election Day	Absentee Mail	Absentee Early Vote	Provisional
Michael P. Donnelly	13	100.00%	7	0	6	0
Total Votes Cast	13	100.00%	7	0	6	0
Overvotes	0		0	0	0	0
Undervotes	9		5	2	2	0
Contest Totals	22		12	2	8	0

DEM Justice of the Supreme Court FTC 1-2-25

Vote For 1

	TOTAL	VOTE %	Election Day	Absentee Mail	Absentee Early Vote	Provisional
Melody J. Stewart	14	100.00%	9	0	5	0
Total Votes Cast	14	100.00%	9	0	5	0
Overvotes	0		0	0	0	0
Undervotes	8		3	2	3	0
Contest Totals	22		12	2	8	0

DEM Justice of the Supreme Court UTE 12-31-26

Vote For 1

	TOTAL	VOTE %	Election Day	Absentee Mail	Absentee Early Vote	Provisional
Lisa Forbes	10	58.82%	5	0	5	0
Terri Jamison	7	41.18%	6	0	1	0
Total Votes Cast	17	100.00%	11	0	6	0
Overvotes	0		0	0	0	0
Undervotes	5		1	2	2	0
Contest Totals	22		12	2	8	0

DEM Judge of the Court of Appeals (4th District) FTC 2-9-25

Vote For 1

	TOTAL	VOTE %	Election Day	Absentee Mail	Absentee Early Vote	Provisional
No Valid Petition Filed	0		0	0	0	0
Total Votes Cast	0		0	0	0	0
Overvotes	0		0	0	0	0
Undervotes	22		12	2	8	0
Contest Totals	22		12	2	8	0

DEM Judge of the Court of Appeals (4th District) FTC 2-10-25

Vote For 1

	TOTAL	VOTE %	Election Day	Absentee Mail	Absentee Early Vote	Provisional
No Valid Petition Filed	0		0	0	0	0
Total Votes Cast	0		0	0	0	0
Overvotes	0		0	0	0	0
Undervotes	22		12	2	8	0
Contest Totals	22		12	2	8	0

0006 MCARTHUR EAST

DEM State Representative (92nd District)

Vote For 1

	TOTAL	VOTE %	Election Day	Absentee Mail	Absentee Early Vote	Provisional
Arthur Donald Beatty	13	100.00%	8	0	5	0
Total Votes Cast	13	100.00%	8	0	5	0
Overvotes	0		0	0	0	0
Undervotes	9		4	2	3	0
Contest Totals	22		12	2	8	0

DEM Judge of the Court of Common Pleas

Vote For 1

	TOTAL	VOTE %	Election Day	Absentee Mail	Absentee Early Vote	Provisional
Laina Fetherolf Rogers	17	100.00%	9	2	6	0
Total Votes Cast	17	100.00%	9	2	6	0
Overvotes	0		0	0	0	0
Undervotes	5		3	0	2	0
Contest Totals	22		12	2	8	0

DEM County Commissioner FTC 1-2-25

Vote For 1

	TOTAL	VOTE %	Election Day	Absentee Mail	Absentee Early Vote	Provisional
No Valid Petition Filed	0		0	0	0	0
Total Votes Cast	0		0	0	0	0
Overvotes	0		0	0	0	0
Undervotes	22		12	2	8	0
Contest Totals	22		12	2	8	0

DEM County Commissioner FTC 1-3-25

Vote For 1

	TOTAL	VOTE %	Election Day	Absentee Mail	Absentee Early Vote	Provisional
Michael E. Betts	9	40.91%	6	0	3	0
Jeff Allan Fee	10	45.45%	6	0	4	0
Lynn Herrold	3	13.64%	0	2	1	0
Total Votes Cast	22	100.00%	12	2	8	0
Overvotes	0		0	0	0	0
Undervotes	0		0	0	0	0
Contest Totals	22		12	2	8	0

DEM Prosecuting Attorney

Vote For 1

	TOTAL	VOTE %	Election Day	Absentee Mail	Absentee Early Vote	Provisional
No Valid Petition Filed	0		0	0	0	0
Total Votes Cast	0		0	0	0	0
Overvotes	0		0	0	0	0
Undervotes	22		12	2	8	0
Contest Totals	22		12	2	8	0

0006 MCARTHUR EAST

DEM Clerk of the Court of Common Pleas

Vote For 1

	TOTAL	VOTE %	Election Day	Absentee Mail	Absentee Early Vote	Provisional
No Valid Petition Filed	0		0	0	0	0
Total Votes Cast	0		0	0	0	0
Overvotes	0		0	0	0	0
Undervotes	22		12	2	8	0
Contest Totals	22		12	2	8	0

DEM Sheriff

Vote For 1

	TOTAL	VOTE %	Election Day	Absentee Mail	Absentee Early Vote	Provisional
No Valid Petition Filed	0		0	0	0	0
Total Votes Cast	0		0	0	0	0
Overvotes	0		0	0	0	0
Undervotes	22		12	2	8	0
Contest Totals	22		12	2	8	0

DEM County Recorder

Vote For 1

	TOTAL	VOTE %	Election Day	Absentee Mail	Absentee Early Vote	Provisional
No Valid Petition Filed	0		0	0	0	0
Total Votes Cast	0		0	0	0	0
Overvotes	0		0	0	0	0
Undervotes	22		12	2	8	0
Contest Totals	22		12	2	8	0

DEM County Treasurer

Vote For 1

	TOTAL	VOTE %	Election Day	Absentee Mail	Absentee Early Vote	Provisional
Vicki Maxwell	20	100.00%	12	2	6	0
Total Votes Cast	20	100.00%	12	2	6	0
Overvotes	0		0	0	0	0
Undervotes	2		0	0	2	0
Contest Totals	22		12	2	8	0

DEM County Engineer

Vote For 1

	TOTAL	VOTE %	Election Day	Absentee Mail	Absentee Early Vote	Provisional
No Valid Petition Filed	0		0	0	0	0
Total Votes Cast	0		0	0	0	0
Overvotes	0		0	0	0	0
Undervotes	22		12	2	8	0
Contest Totals	22		12	2	8	0

0006 MCARTHUR EAST



DEM Coroner

Vote For 1

	TOTAL	VOTE %	Election Day	Absentee Mail	Absentee Early Vote	Provisional
No Valid Petition Filed	0		0	0	0	0
Total Votes Cast	0		0	0	0	0
Overvotes	0		0	0	0	0
Undervotes	22		12	2	8	0
Contest Totals	22		12	2	8	0







DEM Member of County Central Committee 0006 MCARTHUR EAST

Vote For 1

	TOTAL	VOTE %	Election Day	Absentee Mail	Absentee Early Vote	Provisional
Katherine A. Thompson	17	100.00% 	11	0	6	0
Total Votes Cast	17	100.00% 	11	0	6	0
Overvotes	0		0	0	0	0
Undervotes	5		1	2	2	0
Contest Totals	22		12	2	8	0







REP Delegates-at-Large and Alternates-at-Large to the National Convention

Vote For 1

	TOTAL	VOTE %	Election Day	Absentee Mail	Absentee Early Vote	Provisional
Chris Christie	3	2.29% 	2	1	0	0
Ron DeSantis	2	1.53% 	2	0	0	0
Nikki R. Haley	8	6.11% 	7	1	0	0
Vivek Ramaswamy	2	1.53% 	2	0	0	0
Donald J. Trump	116	88.55% 	103	0	11	2
Total Votes Cast	131	100.00% 	116	2	11	2
Overvotes	0		0	0	0	0
Undervotes	6		6	0	0	0
Contest Totals	137		122	2	11	2

REP District Delegates and District Alternates to the National Convention (2nd District)

Vote For 1

	TOTAL	VOTE %	Election Day	Absentee Mail	Absentee Early Vote	Provisional
Chris Christie	2	1.60% 	1	1	0	0
Ron DeSantis	7	5.60% 	7	0	0	0
Nikki R. Haley	8	6.40% 	7	1	0	0
Vivek Ramaswamy	4	3.20% 	4	0	0	0
Donald J. Trump	104	83.20% 	92	0	10	2
Total Votes Cast	125	100.00% 	111	2	10	2
Overvotes	0		0	0	0	0
Undervotes	12		11	0	1	0
Contest Totals	137		122	2	11	2

0006 MCARTHUR EAST

REP U.S. Senator

Vote For 1

	TOTAL	VOTE %	Election Day	Absentee Mail	Absentee Early Vote	Provisional
Matt Dolan	33	27.97%	31	1	0	1
Frank LaRose	41	34.75%	35	1	4	1
Bernie Moreno	44	37.29%	40	0	4	0
Total Votes Cast	118	100.00%	106	2	8	2
Overvotes	0		0	0	0	0
Undervotes	19		16	0	3	0
Contest Totals	137		122	2	11	2

REP Representative to Congress (2nd District)

Vote For 1

	TOTAL	VOTE %	Election Day	Absentee Mail	Absentee Early Vote	Provisional
Niraj Antani	0	0.00%	0	0	0	0
Kim Georgetown	1	0.83%	1	0	0	0
Phil Heimlich	3	2.48%	3	0	0	0
Ron Hood	10	8.26%	9	1	0	0
Tom Hwang	9	7.44%	8	1	0	0
Larry Kidd	57	47.11%	50	0	6	1
Derek Myers	1	0.83%	1	0	0	0
Tim O'Hara	20	16.53%	19	0	1	0
Charles Tassell	3	2.48%	3	0	0	0
David J. Taylor	15	12.40%	12	0	2	1
Shane Wilkin	2	1.65%	2	0	0	0
Total Votes Cast	121	100.00%	108	2	9	2
Overvotes	0		0	0	0	0
Undervotes	16		14	0	2	0
Contest Totals	137		122	2	11	2

REP Justice of the Supreme Court FTC 1-1-25

Vote For 1

	TOTAL	VOTE %	Election Day	Absentee Mail	Absentee Early Vote	Provisional
Megan E. Shanahan	80	100.00%	70	2	7	1
Total Votes Cast	80	100.00%	70	2	7	1
Overvotes	0		0	0	0	0
Undervotes	57		52	0	4	1
Contest Totals	137		122	2	11	2

REP Justice of the Supreme Court FTC 1-2-25

Vote For 1

	TOTAL	VOTE %	Election Day	Absentee Mail	Absentee Early Vote	Provisional
Joseph T. Deters	79	100.00%	67	2	9	1
Total Votes Cast	79	100.00%	67	2	9	1
Overvotes	0		0	0	0	0
Undervotes	58		55	0	2	1
Contest Totals	137		122	2	11	2

0006 MCARTHUR EAST

REP Justice of the Supreme Court UTE 12-31-26

Vote For 1

	TOTAL	VOTE %	Election Day	Absentee Mail	Absentee Early Vote	Provisional
Daniel R. Hawkins	72	100.00%	63	2	6	1
Total Votes Cast	72	100.00%	63	2	6	1
Overvotes	0		0	0	0	0
Undervotes	65		59	0	5	1
Contest Totals	137		122	2	11	2

REP Judge of the Court of Appeals (4th District) FTC 2-9-25

Vote For 1

	TOTAL	VOTE %	Election Day	Absentee Mail	Absentee Early Vote	Provisional
Jason P. Smith	79	100.00%	67	2	8	2
Total Votes Cast	79	100.00%	67	2	8	2
Overvotes	0		0	0	0	0
Undervotes	58		55	0	3	0
Contest Totals	137		122	2	11	2

REP Judge of the Court of Appeals (4th District) FTC 2-10-25

Vote For 1

	TOTAL	VOTE %	Election Day	Absentee Mail	Absentee Early Vote	Provisional
Mike Hess	75	100.00%	65	2	7	1
Total Votes Cast	75	100.00%	65	2	7	1
Overvotes	0		0	0	0	0
Undervotes	62		57	0	4	1
Contest Totals	137		122	2	11	2

REP Member of State Central Committee, Man (17th District)

Vote For 1

	TOTAL	VOTE %	Election Day	Absentee Mail	Absentee Early Vote	Provisional
David A. Glass	75	100.00%	65	2	7	1
Total Votes Cast	75	100.00%	65	2	7	1
Overvotes	0		0	0	0	0
Undervotes	62		57	0	4	1
Contest Totals	137		122	2	11	2

REP Member of State Central Committee, Woman (17th District)

Vote For 1

	TOTAL	VOTE %	Election Day	Absentee Mail	Absentee Early Vote	Provisional
Bonnie Ward	78	100.00%	66	2	9	1
Total Votes Cast	78	100.00%	66	2	9	1
Overvotes	0		0	0	0	0
Undervotes	59		56	0	2	1
Contest Totals	137		122	2	11	2

0006 MCARTHUR EAST

REP State Representative (92nd District)

Vote For 1

	TOTAL	VOTE %	Election Day	Absentee Mail	Absentee Early Vote	Provisional
Mark Johnson	82	100.00%	71	2	7	2
Total Votes Cast	82	100.00%	71	2	7	2
Overvotes	0		0	0	0	0
Undervotes	55		51	0	4	0
Contest Totals	137		122	2	11	2

REP Judge of the Court of Common Pleas

Vote For 1

	TOTAL	VOTE %	Election Day	Absentee Mail	Absentee Early Vote	Provisional
James S. Payne	83	100.00%	71	2	9	1
Total Votes Cast	83	100.00%	71	2	9	1
Overvotes	0		0	0	0	0
Undervotes	54		51	0	2	1
Contest Totals	137		122	2	11	2

REP County Commissioner FTC 1-2-25

Vote For 1

	TOTAL	VOTE %	Election Day	Absentee Mail	Absentee Early Vote	Provisional
Kevin D. Cozad	85	65.38%	80	0	4	1
Mark D. Fout	45	34.62%	35	2	7	1
Total Votes Cast	130	100.00%	115	2	11	2
Overvotes	0		0	0	0	0
Undervotes	7		7	0	0	0
Contest Totals	137		122	2	11	2

REP County Commissioner FTC 1-3-25

Vote For 1

	TOTAL	VOTE %	Election Day	Absentee Mail	Absentee Early Vote	Provisional
Jeffery A. Harper III	50	38.76%	46	0	3	1
Charles W. Pittman	36	27.91%	31	1	4	0
William W. Wellman	43	33.33%	39	1	3	0
Total Votes Cast	129	100.00%	116	2	10	1
Overvotes	0		0	0	0	0
Undervotes	8		6	0	1	1
Contest Totals	137		122	2	11	2

REP Prosecuting Attorney

Vote For 1

	TOTAL	VOTE %	Election Day	Absentee Mail	Absentee Early Vote	Provisional
William Luther Archer Jr.	89	100.00%	77	2	9	1
Total Votes Cast	89	100.00%	77	2	9	1
Overvotes	0		0	0	0	0
Undervotes	48		45	0	2	1
Contest Totals	137		122	2	11	2

0006 MCARTHUR EAST

REP Clerk of the Court of Common Pleas

Vote For 1

	TOTAL	VOTE %	Election Day	Absentee Mail	Absentee Early Vote	Provisional
Jeremiah Randolph Griffith	96	100.00%	85	2	8	1
Total Votes Cast	96	100.00%	85	2	8	1
Overvotes	0		0	0	0	0
Undervotes	41		37	0	3	1
Contest Totals	137		122	2	11	2

REP Sheriff

Vote For 1

	TOTAL	VOTE %	Election Day	Absentee Mail	Absentee Early Vote	Provisional
Ryan C. Cain	113	100.00%	100	2	9	2
Total Votes Cast	113	100.00%	100	2	9	2
Overvotes	0		0	0	0	0
Undervotes	24		22	0	2	0
Contest Totals	137		122	2	11	2

REP County Recorder

Vote For 1

	TOTAL	VOTE %	Election Day	Absentee Mail	Absentee Early Vote	Provisional
Erin D. Yates	99	100.00%	87	2	9	1
Total Votes Cast	99	100.00%	87	2	9	1
Overvotes	0		0	0	0	0
Undervotes	38		35	0	2	1
Contest Totals	137		122	2	11	2

REP County Treasurer

Vote For 1

	TOTAL	VOTE %	Election Day	Absentee Mail	Absentee Early Vote	Provisional
No Valid Petition Filed	0		0	0	0	0
Total Votes Cast	0		0	0	0	0
Overvotes	0		0	0	0	0
Undervotes	137		122	2	11	2
Contest Totals	137		122	2	11	2

REP County Engineer

Vote For 1

	TOTAL	VOTE %	Election Day	Absentee Mail	Absentee Early Vote	Provisional
Roy A. Depue	106	100.00%	93	2	10	1
Total Votes Cast	106	100.00%	93	2	10	1
Overvotes	0		0	0	0	0
Undervotes	31		29	0	1	1
Contest Totals	137		122	2	11	2

0006 MCARTHUR EAST

REP Coroner

Vote For 1

	TOTAL	VOTE %	Election Day	Absentee Mail	Absentee Early Vote	Provisional
No Valid Petition Filed	0		0	0	0	0
Total Votes Cast	0		0	0	0	0
Overvotes	0		0	0	0	0
Undervotes	137		122	2	11	2
Contest Totals	137		122	2	11	2

0007 MCARTHUR NORTHWEST

Statistics	TOTAL	Election Day	Absentee Mail	Absentee Early Vote	Provisional
Registered Voters - Total	408				
Registered Voters - DEMOCRATIC	45				
Registered Voters - REPUBLICAN	126				
Registered Voters - NONPARTISAN	237				
Ballots Cast - Total	109	50	23	36	0
Ballots Cast - DEMOCRATIC PARTY	28	18	3	7	0
Ballots Cast - REPUBLICAN PARTY	81	32	20	29	0
Ballots Cast - NONPARTISAN	0	0	0	0	0
Voter Turnout - Total	26.72%				
Voter Turnout - DEMOCRATIC PARTY	62.22%				
Voter Turnout - REPUBLICAN PARTY	64.29%				
Voter Turnout - NONPARTISAN	0.00%				

DEM Delegates-at-Large and Alternates-at-Large to the National Convention

Vote For 1	TOTAL	VOTE %	Election Day	Absentee Mail	Absentee Early Vote	Provisional
Joseph R. Biden Jr.	18	75.00%	11	2	5	0
Dean Phillips	6	25.00%	6	0	0	0
Total Votes Cast	24	100.00%	17	2	5	0
Overvotes	0		0	0	0	0
Undervotes	4		1	1	2	0
Contest Totals	28		18	3	7	0

DEM U.S. Senator

Vote For 1	TOTAL	VOTE %	Election Day	Absentee Mail	Absentee Early Vote	Provisional
Sherrod Brown	22	100.00%	13	2	7	0
Total Votes Cast	22	100.00%	13	2	7	0
Overvotes	0		0	0	0	0
Undervotes	6		5	1	0	0
Contest Totals	28		18	3	7	0

DEM Representative to Congress (2nd District)

Vote For 1	TOTAL	VOTE %	Election Day	Absentee Mail	Absentee Early Vote	Provisional
Samantha Meadows	17	94.44%	14	2	1	0
Withdrawn	1	5.56%	0	0	1	0
Total Votes Cast	18	100.00%	14	2	2	0
Overvotes	0		0	0	0	0
Undervotes	10		4	1	5	0
Contest Totals	28		18	3	7	0

0007 MCARTHUR NORTHWEST

DEM Justice of the Supreme Court FTC 1-1-25

Vote For 1

	TOTAL	VOTE %	Election Day	Absentee Mail	Absentee Early Vote	Provisional
Michael P. Donnelly	16	100.00%	12	2	2	0
Total Votes Cast	16	100.00%	12	2	2	0
Overvotes	0		0	0	0	0
Undervotes	12		6	1	5	0
Contest Totals	28		18	3	7	0

DEM Justice of the Supreme Court FTC 1-2-25

Vote For 1

	TOTAL	VOTE %	Election Day	Absentee Mail	Absentee Early Vote	Provisional
Melody J. Stewart	18	100.00%	14	2	2	0
Total Votes Cast	18	100.00%	14	2	2	0
Overvotes	0		0	0	0	0
Undervotes	10		4	1	5	0
Contest Totals	28		18	3	7	0

DEM Justice of the Supreme Court UTE 12-31-26

Vote For 1

	TOTAL	VOTE %	Election Day	Absentee Mail	Absentee Early Vote	Provisional
Lisa Forbes	6	37.50%	5	0	1	0
Terri Jamison	10	62.50%	8	1	1	0
Total Votes Cast	16	100.00%	13	1	2	0
Overvotes	0		0	0	0	0
Undervotes	12		5	2	5	0
Contest Totals	28		18	3	7	0

DEM Judge of the Court of Appeals (4th District) FTC 2-9-25

Vote For 1

	TOTAL	VOTE %	Election Day	Absentee Mail	Absentee Early Vote	Provisional
No Valid Petition Filed	0		0	0	0	0
Total Votes Cast	0		0	0	0	0
Overvotes	0		0	0	0	0
Undervotes	28		18	3	7	0
Contest Totals	28		18	3	7	0

DEM Judge of the Court of Appeals (4th District) FTC 2-10-25

Vote For 1

	TOTAL	VOTE %	Election Day	Absentee Mail	Absentee Early Vote	Provisional
No Valid Petition Filed	0		0	0	0	0
Total Votes Cast	0		0	0	0	0
Overvotes	0		0	0	0	0
Undervotes	28		18	3	7	0
Contest Totals	28		18	3	7	0

0007 MCARTHUR NORTHWEST

DEM State Representative (92nd District)

Vote For 1

	TOTAL	VOTE %	Election Day	Absentee Mail	Absentee Early Vote	Provisional
Arthur Donald Beatty	17	100.00%	13	2	2	0
Total Votes Cast	17	100.00%	13	2	2	0
Overvotes	0		0	0	0	0
Undervotes	11		5	1	5	0
Contest Totals	28		18	3	7	0

DEM Judge of the Court of Common Pleas

Vote For 1

	TOTAL	VOTE %	Election Day	Absentee Mail	Absentee Early Vote	Provisional
Laina Fetherolf Rogers	19	100.00%	14	3	2	0
Total Votes Cast	19	100.00%	14	3	2	0
Overvotes	0		0	0	0	0
Undervotes	9		4	0	5	0
Contest Totals	28		18	3	7	0

DEM County Commissioner FTC 1-2-25

Vote For 1

	TOTAL	VOTE %	Election Day	Absentee Mail	Absentee Early Vote	Provisional
No Valid Petition Filed	0		0	0	0	0
Total Votes Cast	0		0	0	0	0
Overvotes	0		0	0	0	0
Undervotes	28		18	3	7	0
Contest Totals	28		18	3	7	0

DEM County Commissioner FTC 1-3-25

Vote For 1

	TOTAL	VOTE %	Election Day	Absentee Mail	Absentee Early Vote	Provisional
Michael E. Betts	12	42.86%	8	0	4	0
Jeff Allan Fee	12	42.86%	8	1	3	0
Lynn Herrold	4	14.29%	2	2	0	0
Total Votes Cast	28	100.00%	18	3	7	0
Overvotes	0		0	0	0	0
Undervotes	0		0	0	0	0
Contest Totals	28		18	3	7	0

DEM Prosecuting Attorney

Vote For 1

	TOTAL	VOTE %	Election Day	Absentee Mail	Absentee Early Vote	Provisional
No Valid Petition Filed	0		0	0	0	0
Total Votes Cast	0		0	0	0	0
Overvotes	0		0	0	0	0
Undervotes	28		18	3	7	0
Contest Totals	28		18	3	7	0

0007 MCARTHUR NORTHWEST

DEM Clerk of the Court of Common Pleas

Vote For 1

	TOTAL	VOTE %	Election Day	Absentee Mail	Absentee Early Vote	Provisional
No Valid Petition Filed	0		0	0	0	0
Total Votes Cast	0		0	0	0	0
Overvotes	0		0	0	0	0
Undervotes	28		18	3	7	0
Contest Totals	28		18	3	7	0

DEM Sheriff

Vote For 1

	TOTAL	VOTE %	Election Day	Absentee Mail	Absentee Early Vote	Provisional
No Valid Petition Filed	0		0	0	0	0
Total Votes Cast	0		0	0	0	0
Overvotes	0		0	0	0	0
Undervotes	28		18	3	7	0
Contest Totals	28		18	3	7	0



DEM County Recorder

Vote For 1

	TOTAL	VOTE %	Election Day	Absentee Mail	Absentee Early Vote	Provisional
No Valid Petition Filed	0		0	0	0	0
Total Votes Cast	0		0	0	0	0
Overvotes	0		0	0	0	0
Undervotes	28		18	3	7	0
Contest Totals	28		18	3	7	0

DEM County Treasurer

Vote For 1

	TOTAL	VOTE %	Election Day	Absentee Mail	Absentee Early Vote	Provisional
Vicki Maxwell	23	100.00% 	15	3	5	0
Total Votes Cast	23	100.00% 	15	3	5	0
Overvotes	0		0	0	0	0
Undervotes	5		3	0	2	0
Contest Totals	28		18	3	7	0

DEM County Engineer

Vote For 1

	TOTAL	VOTE %	Election Day	Absentee Mail	Absentee Early Vote	Provisional
No Valid Petition Filed	0		0	0	0	0
Total Votes Cast	0		0	0	0	0
Overvotes	0		0	0	0	0
Undervotes	28		18	3	7	0
Contest Totals	28		18	3	7	0

0007 MCARTHUR NORTHWEST

DEM Coroner

Vote For 1

	TOTAL	VOTE %	Election Day	Absentee Mail	Absentee Early Vote	Provisional
No Valid Petition Filed	0		0	0	0	0
Total Votes Cast	0		0	0	0	0
Overvotes	0		0	0	0	0
Undervotes	28		18	3	7	0
Contest Totals	28		18	3	7	0

REP Delegates-at-Large and Alternates-at-Large to the National Convention

Vote For 1

	TOTAL	VOTE %	Election Day	Absentee Mail	Absentee Early Vote	Provisional
Chris Christie	0	0.00%	0	0	0	0
Ron DeSantis	1	1.35%	1	0	0	0
Nikki R. Haley	7	9.46%	1	2	4	0
Vivek Ramaswamy	1	1.35%	0	0	1	0
Donald J. Trump	65	87.84%	25	18	22	0
Total Votes Cast	74	100.00%	27	20	27	0
Overvotes	0		0	0	0	0
Undervotes	7		5	0	2	0
Contest Totals	81		32	20	29	0

REP District Delegates and District Alternates to the National Convention (2nd District)

Vote For 1

	TOTAL	VOTE %	Election Day	Absentee Mail	Absentee Early Vote	Provisional
Chris Christie	0	0.00%	0	0	0	0
Ron DeSantis	0	0.00%	0	0	0	0
Nikki R. Haley	6	8.11%	1	2	3	0
Vivek Ramaswamy	2	2.70%	0	0	2	0
Donald J. Trump	66	89.19%	25	18	23	0
Total Votes Cast	74	100.00%	26	20	28	0
Overvotes	0		0	0	0	0
Undervotes	7		6	0	1	0
Contest Totals	81		32	20	29	0

REP U.S. Senator

Vote For 1

	TOTAL	VOTE %	Election Day	Absentee Mail	Absentee Early Vote	Provisional
Matt Dolan	22	31.43%	10	3	9	0
Frank LaRose	25	35.71%	2	13	10	0
Bernie Moreno	23	32.86%	14	2	7	0
Total Votes Cast	70	100.00%	26	18	26	0
Overvotes	0		0	0	0	0
Undervotes	11		6	2	3	0
Contest Totals	81		32	20	29	0

0007 MCARTHUR NORTHWEST

REP Representative to Congress (2nd District)

Vote For 1

	TOTAL	VOTE %	Election Day	Absentee Mail	Absentee Early Vote	Provisional
Niraj Antani	3	4.17%	1	0	2	0
Kim Georgeton	1	1.39%	0	1	0	0
Phil Heimlich	1	1.39%	1	0	0	0
Ron Hood	5	6.94%	4	0	1	0
Tom Hwang	3	4.17%	1	0	2	0
Larry Kidd	30	41.67%	11	12	7	0
Derek Myers	2	2.78%	2	0	0	0
Tim O'Hara	9	12.50%	2	4	3	0
Charles Tassell	3	4.17%	1	0	2	0
David J. Taylor	7	9.72%	1	1	5	0
Shane Wilkin	8	11.11%	4	0	4	0
Total Votes Cast	72	100.00%	28	18	26	0
Overvotes	0		0	0	0	0
Undervotes	9		4	2	3	0
Contest Totals	81		32	20	29	0

REP Justice of the Supreme Court FTC 1-1-25

Vote For 1

	TOTAL	VOTE %	Election Day	Absentee Mail	Absentee Early Vote	Provisional
Megan E. Shanahan	51	100.00%	20	12	19	0
Total Votes Cast	51	100.00%	20	12	19	0
Overvotes	0		0	0	0	0
Undervotes	30		12	8	10	0
Contest Totals	81		32	20	29	0

REP Justice of the Supreme Court FTC 1-2-25

Vote For 1

	TOTAL	VOTE %	Election Day	Absentee Mail	Absentee Early Vote	Provisional
Joseph T. Deters	49	100.00%	17	12	20	0
Total Votes Cast	49	100.00%	17	12	20	0
Overvotes	0		0	0	0	0
Undervotes	32		15	8	9	0
Contest Totals	81		32	20	29	0

REP Justice of the Supreme Court UTE 12-31-26

Vote For 1

	TOTAL	VOTE %	Election Day	Absentee Mail	Absentee Early Vote	Provisional
Daniel R. Hawkins	48	100.00%	17	12	19	0
Total Votes Cast	48	100.00%	17	12	19	0
Overvotes	0		0	0	0	0
Undervotes	33		15	8	10	0
Contest Totals	81		32	20	29	0

0007 MCARTHUR NORTHWEST

REP Judge of the Court of Appeals (4th District) FTC 2-9-25

Vote For 1

	TOTAL	VOTE %	Election Day	Absentee Mail	Absentee Early Vote	Provisional
Jason P. Smith	50	100.00%	19	12	19	0
Total Votes Cast	50	100.00%	19	12	19	0
Overvotes	0		0	0	0	0
Undervotes	31		13	8	10	0
Contest Totals	81		32	20	29	0

REP Judge of the Court of Appeals (4th District) FTC 2-10-25

Vote For 1

	TOTAL	VOTE %	Election Day	Absentee Mail	Absentee Early Vote	Provisional
Mike Hess	48	100.00%	20	12	16	0
Total Votes Cast	48	100.00%	20	12	16	0
Overvotes	0		0	0	0	0
Undervotes	33		12	8	13	0
Contest Totals	81		32	20	29	0

REP Member of State Central Committee, Man (17th District)

Vote For 1

	TOTAL	VOTE %	Election Day	Absentee Mail	Absentee Early Vote	Provisional
David A. Glass	49	100.00%	19	11	19	0
Total Votes Cast	49	100.00%	19	11	19	0
Overvotes	0		0	0	0	0
Undervotes	32		13	9	10	0
Contest Totals	81		32	20	29	0

REP Member of State Central Committee, Woman (17th District)

Vote For 1

	TOTAL	VOTE %	Election Day	Absentee Mail	Absentee Early Vote	Provisional
Bonnie Ward	48	100.00%	17	13	18	0
Total Votes Cast	48	100.00%	17	13	18	0
Overvotes	0		0	0	0	0
Undervotes	33		15	7	11	0
Contest Totals	81		32	20	29	0

REP State Representative (92nd District)

Vote For 1

	TOTAL	VOTE %	Election Day	Absentee Mail	Absentee Early Vote	Provisional
Mark Johnson	55	100.00%	21	13	21	0
Total Votes Cast	55	100.00%	21	13	21	0
Overvotes	0		0	0	0	0
Undervotes	26		11	7	8	0
Contest Totals	81		32	20	29	0

0007 MCARTHUR NORTHWEST

REP Judge of the Court of Common Pleas

Vote For 1

	TOTAL	VOTE %	Election Day	Absentee Mail	Absentee Early Vote	Provisional
James S. Payne	49	100.00%	20	12	17	0
Total Votes Cast	49	100.00%	20	12	17	0
Overvotes	0		0	0	0	0
Undervotes	32		12	8	12	0
Contest Totals	81		32	20	29	0

REP County Commissioner FTC 1-2-25

Vote For 1

	TOTAL	VOTE %	Election Day	Absentee Mail	Absentee Early Vote	Provisional
Kevin D. Cozad	50	63.29%	23	12	15	0
Mark D. Fout	29	36.71%	8	7	14	0
Total Votes Cast	79	100.00%	31	19	29	0
Overvotes	0		0	0	0	0
Undervotes	2		1	1	0	0
Contest Totals	81		32	20	29	0

REP County Commissioner FTC 1-3-25

Vote For 1

	TOTAL	VOTE %	Election Day	Absentee Mail	Absentee Early Vote	Provisional
Jeffery A. Harper III	22	27.85%	12	5	5	0
Charles W. Pittman	27	34.18%	11	7	9	0
William W. Wellman	30	37.97%	8	8	14	0
Total Votes Cast	79	100.00%	31	20	28	0
Overvotes	0		0	0	0	0
Undervotes	2		1	0	1	0
Contest Totals	81		32	20	29	0

REP Prosecuting Attorney

Vote For 1

	TOTAL	VOTE %	Election Day	Absentee Mail	Absentee Early Vote	Provisional
William Luther Archer Jr.	51	100.00%	20	11	20	0
Total Votes Cast	51	100.00%	20	11	20	0
Overvotes	0		0	0	0	0
Undervotes	30		12	9	9	0
Contest Totals	81		32	20	29	0

REP Clerk of the Court of Common Pleas

Vote For 1

	TOTAL	VOTE %	Election Day	Absentee Mail	Absentee Early Vote	Provisional
Jeremiah Randolph Griffith	61	100.00%	23	17	21	0
Total Votes Cast	61	100.00%	23	17	21	0
Overvotes	0		0	0	0	0
Undervotes	20		9	3	8	0
Contest Totals	81		32	20	29	0

0007 MCARTHUR NORTHWEST

REP Sheriff

Vote For 1

	TOTAL	VOTE %	Election Day	Absentee Mail	Absentee Early Vote	Provisional
Ryan C. Cain	68	100.00%	27	16	25	0
Total Votes Cast	68	100.00%	27	16	25	0
Overvotes	0		0	0	0	0
Undervotes	13		5	4	4	0
Contest Totals	81		32	20	29	0

REP County Recorder

Vote For 1

	TOTAL	VOTE %	Election Day	Absentee Mail	Absentee Early Vote	Provisional
Erin D. Yates	63	100.00%	24	15	24	0
Total Votes Cast	63	100.00%	24	15	24	0
Overvotes	0		0	0	0	0
Undervotes	18		8	5	5	0
Contest Totals	81		32	20	29	0

REP County Treasurer

Vote For 1

	TOTAL	VOTE %	Election Day	Absentee Mail	Absentee Early Vote	Provisional
No Valid Petition Filed	0		0	0	0	0
Total Votes Cast	0		0	0	0	0
Overvotes	0		0	0	0	0
Undervotes	81		32	20	29	0
Contest Totals	81		32	20	29	0

REP County Engineer

Vote For 1

	TOTAL	VOTE %	Election Day	Absentee Mail	Absentee Early Vote	Provisional
Roy A. Depue	63	100.00%	23	15	25	0
Total Votes Cast	63	100.00%	23	15	25	0
Overvotes	0		0	0	0	0
Undervotes	18		9	5	4	0
Contest Totals	81		32	20	29	0

REP Coroner




Vote For 1

	TOTAL	VOTE %	Election Day	Absentee Mail	Absentee Early Vote	Provisional
No Valid Petition Filed	0		0	0	0	0
Total Votes Cast	0		0	0	0	0
Overvotes	0		0	0	0	0
Undervotes	81		32	20	29	0
Contest Totals	81		32	20	29	0



0008 MCARTHUR SOUTHWEST

Statistics	TOTAL	Election Day	Absentee Mail	Absentee Early Vote	Provisional
Registered Voters - Total	261				
Registered Voters - DEMOCRATIC	16				
Registered Voters - REPUBLICAN	62				
Registered Voters - NONPARTISAN	183				
Ballots Cast - Total	42	14	20	8	0
Ballots Cast - DEMOCRATIC PARTY	15	8	6	1	0
Ballots Cast - REPUBLICAN PARTY	27	6	14	7	0
Ballots Cast - NONPARTISAN	0	0	0	0	0
Voter Turnout - Total	16.09%				
Voter Turnout - DEMOCRATIC PARTY	93.75%				
Voter Turnout - REPUBLICAN PARTY	43.55%				
Voter Turnout - NONPARTISAN	0.00%				




DEM Delegates-at-Large and Alternates-at-Large to the National Convention

Vote For 1	TOTAL	VOTE %	Election Day	Absentee Mail	Absentee Early Vote	Provisional
Joseph R. Biden Jr.	11	91.67% 	5	6	0	0
Dean Phillips	1	8.33% 	1	0	0	0
Total Votes Cast	12	100.00% 	6	6	0	0
Overvotes	0		0	0	0	0
Undervotes	3		2	0	1	0
Contest Totals	15		8	6	1	0

DEM U.S. Senator

Vote For 1	TOTAL	VOTE %	Election Day	Absentee Mail	Absentee Early Vote	Provisional
Sherrod Brown	14	100.00% 	7	6	1	0
Total Votes Cast	14	100.00% 	7	6	1	0
Overvotes	0		0	0	0	0
Undervotes	1		1	0	0	0
Contest Totals	15		8	6	1	0

DEM Representative to Congress (2nd District)

Vote For 1	TOTAL	VOTE %	Election Day	Absentee Mail	Absentee Early Vote	Provisional
Samantha Meadows	10	90.91% 	5	4	1	0
Withdrawn	1	9.09% 	1	0	0	0
Total Votes Cast	11	100.00% 	6	4	1	0
Overvotes	0		0	0	0	0
Undervotes	4		2	2	0	0
Contest Totals	15		8	6	1	0

0008 MCARTHUR SOUTHWEST

DEM Justice of the Supreme Court FTC 1-1-25

Vote For 1

	TOTAL	VOTE %	Election Day	Absentee Mail	Absentee Early Vote	Provisional
Michael P. Donnelly	8	100.00%	4	4	0	0
Total Votes Cast	8	100.00%	4	4	0	0
Overvotes	0		0	0	0	0
Undervotes	7		4	2	1	0
Contest Totals	15		8	6	1	0

DEM Justice of the Supreme Court FTC 1-2-25

Vote For 1

	TOTAL	VOTE %	Election Day	Absentee Mail	Absentee Early Vote	Provisional
Melody J. Stewart	8	100.00%	4	4	0	0
Total Votes Cast	8	100.00%	4	4	0	0
Overvotes	0		0	0	0	0
Undervotes	7		4	2	1	0
Contest Totals	15		8	6	1	0

DEM Justice of the Supreme Court UTE 12-31-26

Vote For 1

	TOTAL	VOTE %	Election Day	Absentee Mail	Absentee Early Vote	Provisional
Lisa Forbes	8	80.00%	6	2	0	0
Terri Jamison	2	20.00%	0	1	1	0
Total Votes Cast	10	100.00%	6	3	1	0
Overvotes	0		0	0	0	0
Undervotes	5		2	3	0	0
Contest Totals	15		8	6	1	0

DEM Judge of the Court of Appeals (4th District) FTC 2-9-25

Vote For 1

	TOTAL	VOTE %	Election Day	Absentee Mail	Absentee Early Vote	Provisional
No Valid Petition Filed	0		0	0	0	0
Total Votes Cast	0		0	0	0	0
Overvotes	0		0	0	0	0
Undervotes	15		8	6	1	0
Contest Totals	15		8	6	1	0

DEM Judge of the Court of Appeals (4th District) FTC 2-10-25

Vote For 1

	TOTAL	VOTE %	Election Day	Absentee Mail	Absentee Early Vote	Provisional
No Valid Petition Filed	0		0	0	0	0
Total Votes Cast	0		0	0	0	0
Overvotes	0		0	0	0	0
Undervotes	15		8	6	1	0
Contest Totals	15		8	6	1	0

0008 MCARTHUR SOUTHWEST

DEM State Representative (92nd District)

Vote For 1

	TOTAL	VOTE %	Election Day	Absentee Mail	Absentee Early Vote	Provisional
Arthur Donald Beatty	8	100.00%	4	4	0	0
Total Votes Cast	8	100.00%	4	4	0	0
Overvotes	0		0	0	0	0
Undervotes	7		4	2	1	0
Contest Totals	15		8	6	1	0

DEM Judge of the Court of Common Pleas

Vote For 1

	TOTAL	VOTE %	Election Day	Absentee Mail	Absentee Early Vote	Provisional
Laina Fetherolf Rogers	11	100.00%	5	6	0	0
Total Votes Cast	11	100.00%	5	6	0	0
Overvotes	0		0	0	0	0
Undervotes	4		3	0	1	0
Contest Totals	15		8	6	1	0

DEM County Commissioner FTC 1-2-25

Vote For 1

	TOTAL	VOTE %	Election Day	Absentee Mail	Absentee Early Vote	Provisional
No Valid Petition Filed	0		0	0	0	0
Total Votes Cast	0		0	0	0	0
Overvotes	0		0	0	0	0
Undervotes	15		8	6	1	0
Contest Totals	15		8	6	1	0

DEM County Commissioner FTC 1-3-25

Vote For 1

	TOTAL	VOTE %	Election Day	Absentee Mail	Absentee Early Vote	Provisional
Michael E. Betts	5	35.71%	4	1	0	0
Jeff Allan Fee	4	28.57%	2	1	1	0
Lynn Herrold	5	35.71%	1	4	0	0
Total Votes Cast	14	100.00%	7	6	1	0
Overvotes	0		0	0	0	0
Undervotes	1		1	0	0	0
Contest Totals	15		8	6	1	0

DEM Prosecuting Attorney

Vote For 1

	TOTAL	VOTE %	Election Day	Absentee Mail	Absentee Early Vote	Provisional
No Valid Petition Filed	0		0	0	0	0
Total Votes Cast	0		0	0	0	0
Overvotes	0		0	0	0	0
Undervotes	15		8	6	1	0
Contest Totals	15		8	6	1	0

0008 MCARTHUR SOUTHWEST

DEM Clerk of the Court of Common Pleas

Vote For 1

	TOTAL	VOTE %	Election Day	Absentee Mail	Absentee Early Vote	Provisional
No Valid Petition Filed	0		0	0	0	0
Total Votes Cast	0		0	0	0	0
Overvotes	0		0	0	0	0
Undervotes	15		8	6	1	0
Contest Totals	15		8	6	1	0

DEM Sheriff

Vote For 1

	TOTAL	VOTE %	Election Day	Absentee Mail	Absentee Early Vote	Provisional
No Valid Petition Filed	0		0	0	0	0
Total Votes Cast	0		0	0	0	0
Overvotes	0		0	0	0	0
Undervotes	15		8	6	1	0
Contest Totals	15		8	6	1	0

DEM County Recorder

Vote For 1

	TOTAL	VOTE %	Election Day	Absentee Mail	Absentee Early Vote	Provisional
No Valid Petition Filed	0		0	0	0	0
Total Votes Cast	0		0	0	0	0
Overvotes	0		0	0	0	0
Undervotes	15		8	6	1	0
Contest Totals	15		8	6	1	0

DEM County Treasurer

Vote For 1

	TOTAL	VOTE %	Election Day	Absentee Mail	Absentee Early Vote	Provisional
Vicki Maxwell	13	100.00%	6	6	1	0
Total Votes Cast	13	100.00%	6	6	1	0
Overvotes	0		0	0	0	0
Undervotes	2		2	0	0	0
Contest Totals	15		8	6	1	0

DEM County Engineer

Vote For 1

	TOTAL	VOTE %	Election Day	Absentee Mail	Absentee Early Vote	Provisional
No Valid Petition Filed	0		0	0	0	0
Total Votes Cast	0		0	0	0	0
Overvotes	0		0	0	0	0
Undervotes	15		8	6	1	0
Contest Totals	15		8	6	1	0

0008 MCARTHUR SOUTHWEST

DEM Coroner

Vote For 1

	TOTAL	VOTE %	Election Day	Absentee Mail	Absentee Early Vote	Provisional
No Valid Petition Filed	0		0	0	0	0
Total Votes Cast	0		0	0	0	0
Overvotes	0		0	0	0	0
Undervotes	15		8	6	1	0
Contest Totals	15		8	6	1	0

REP Delegates-at-Large and Alternates-at-Large to the National Convention

Vote For 1

	TOTAL	VOTE %	Election Day	Absentee Mail	Absentee Early Vote	Provisional
Chris Christie	0	0.00%	0	0	0	0
Ron DeSantis	1	3.70%	1	0	0	0
Nikki R. Haley	1	3.70%	0	0	1	0
Vivek Ramaswamy	1	3.70%	0	1	0	0
Donald J. Trump	24	88.89%	5	13	6	0
Total Votes Cast	27	100.00%	6	14	7	0
Overvotes	0		0	0	0	0
Undervotes	0		0	0	0	0
Contest Totals	27		6	14	7	0

REP District Delegates and District Alternates to the National Convention (2nd District)

Vote For 1

	TOTAL	VOTE %	Election Day	Absentee Mail	Absentee Early Vote	Provisional
Chris Christie	0	0.00%	0	0	0	0
Ron DeSantis	2	7.41%	1	1	0	0
Nikki R. Haley	1	3.70%	0	0	1	0
Vivek Ramaswamy	0	0.00%	0	0	0	0
Donald J. Trump	24	88.89%	5	13	6	0
Total Votes Cast	27	100.00%	6	14	7	0
Overvotes	0		0	0	0	0
Undervotes	0		0	0	0	0
Contest Totals	27		6	14	7	0

REP U.S. Senator

Vote For 1

	TOTAL	VOTE %	Election Day	Absentee Mail	Absentee Early Vote	Provisional
Matt Dolan	9	39.13%	3	5	1	0
Frank LaRose	8	34.78%	2	2	4	0
Bernie Moreno	6	26.09%	1	3	2	0
Total Votes Cast	23	100.00%	6	10	7	0
Overvotes	0		0	0	0	0
Undervotes	4		0	4	0	0
Contest Totals	27		6	14	7	0

0008 MCARTHUR SOUTHWEST

REP Representative to Congress (2nd District)

Vote For 1

	TOTAL	VOTE %	Election Day	Absentee Mail	Absentee Early Vote	Provisional
Niraj Antani	0	0.00%	0	0	0	0
Kim Georgeton	0	0.00%	0	0	0	0
Phil Heimlich	0	0.00%	0	0	0	0
Ron Hood	4	17.39%	0	3	1	0
Tom Hwang	2	8.70%	0	1	1	0
Larry Kidd	5	21.74%	1	2	2	0
Derek Myers	0	0.00%	0	0	0	0
Tim O'Hara	7	30.43%	3	1	3	0
Charles Tassell	0	0.00%	0	0	0	0
David J. Taylor	4	17.39%	1	3	0	0
Shane Wilkin	1	4.35%	0	1	0	0
Total Votes Cast	23	100.00%	5	11	7	0
Overvotes	0		0	0	0	0
Undervotes	4		1	3	0	0
Contest Totals	27		6	14	7	0

REP Justice of the Supreme Court FTC 1-1-25

Vote For 1

	TOTAL	VOTE %	Election Day	Absentee Mail	Absentee Early Vote	Provisional
Megan E. Shanahan	16	100.00%	6	6	4	0
Total Votes Cast	16	100.00%	6	6	4	0
Overvotes	0		0	0	0	0
Undervotes	11		0	8	3	0
Contest Totals	27		6	14	7	0

REP Justice of the Supreme Court FTC 1-2-25

Vote For 1

	TOTAL	VOTE %	Election Day	Absentee Mail	Absentee Early Vote	Provisional
Joseph T. Deters	15	100.00%	5	6	4	0
Total Votes Cast	15	100.00%	5	6	4	0
Overvotes	0		0	0	0	0
Undervotes	12		1	8	3	0
Contest Totals	27		6	14	7	0

REP Justice of the Supreme Court UTE 12-31-26

Vote For 1

	TOTAL	VOTE %	Election Day	Absentee Mail	Absentee Early Vote	Provisional
Daniel R. Hawkins	16	100.00%	6	6	4	0
Total Votes Cast	16	100.00%	6	6	4	0
Overvotes	0		0	0	0	0
Undervotes	11		0	8	3	0
Contest Totals	27		6	14	7	0

0008 MCARTHUR SOUTHWEST

REP Judge of the Court of Appeals (4th District) FTC 2-9-25

Vote For 1

	TOTAL	VOTE %	Election Day	Absentee Mail	Absentee Early Vote	Provisional
Jason P. Smith	14	100.00%	5	5	4	0
Total Votes Cast	14	100.00%	5	5	4	0
Overvotes	0		0	0	0	0
Undervotes	13		1	9	3	0
Contest Totals	27		6	14	7	0

REP Judge of the Court of Appeals (4th District) FTC 2-10-25

Vote For 1

	TOTAL	VOTE %	Election Day	Absentee Mail	Absentee Early Vote	Provisional
Mike Hess	15	100.00%	5	6	4	0
Total Votes Cast	15	100.00%	5	6	4	0
Overvotes	0		0	0	0	0
Undervotes	12		1	8	3	0
Contest Totals	27		6	14	7	0

REP Member of State Central Committee, Man (17th District)

Vote For 1

	TOTAL	VOTE %	Election Day	Absentee Mail	Absentee Early Vote	Provisional
David A. Glass	16	100.00%	5	7	4	0
Total Votes Cast	16	100.00%	5	7	4	0
Overvotes	0		0	0	0	0
Undervotes	11		1	7	3	0
Contest Totals	27		6	14	7	0

REP Member of State Central Committee, Woman (17th District)

Vote For 1

	TOTAL	VOTE %	Election Day	Absentee Mail	Absentee Early Vote	Provisional
Bonnie Ward	17	100.00%	6	7	4	0
Total Votes Cast	17	100.00%	6	7	4	0
Overvotes	0		0	0	0	0
Undervotes	10		0	7	3	0
Contest Totals	27		6	14	7	0

REP State Representative (92nd District)

Vote For 1

	TOTAL	VOTE %	Election Day	Absentee Mail	Absentee Early Vote	Provisional
Mark Johnson	19	100.00%	6	9	4	0
Total Votes Cast	19	100.00%	6	9	4	0
Overvotes	0		0	0	0	0
Undervotes	8		0	5	3	0
Contest Totals	27		6	14	7	0

0008 MCARTHUR SOUTHWEST

REP Judge of the Court of Common Pleas

Vote For 1

	TOTAL	VOTE %	Election Day	Absentee Mail	Absentee Early Vote	Provisional
James S. Payne	18	100.00%	5	9	4	0
Total Votes Cast	18	100.00%	5	9	4	0
Overvotes	0		0	0	0	0
Undervotes	9		1	5	3	0
Contest Totals	27		6	14	7	0

REP County Commissioner FTC 1-2-25

Vote For 1

	TOTAL	VOTE %	Election Day	Absentee Mail	Absentee Early Vote	Provisional
Kevin D. Cozad	19	70.37%	2	11	6	0
Mark D. Fout	8	29.63%	4	3	1	0
Total Votes Cast	27	100.00%	6	14	7	0
Overvotes	0		0	0	0	0
Undervotes	0		0	0	0	0
Contest Totals	27		6	14	7	0

REP County Commissioner FTC 1-3-25

Vote For 1

	TOTAL	VOTE %	Election Day	Absentee Mail	Absentee Early Vote	Provisional
Jeffery A. Harper III	17	73.91%	1	12	4	0
Charles W. Pittman	2	8.70%	2	0	0	0
William W. Wellman	4	17.39%	2	1	1	0
Total Votes Cast	23	100.00%	5	13	5	0
Overvotes	0		0	0	0	0
Undervotes	4		1	1	2	0
Contest Totals	27		6	14	7	0

REP Prosecuting Attorney

Vote For 1

	TOTAL	VOTE %	Election Day	Absentee Mail	Absentee Early Vote	Provisional
William Luther Archer Jr.	16	100.00%	4	9	3	0
Total Votes Cast	16	100.00%	4	9	3	0
Overvotes	0		0	0	0	0
Undervotes	11		2	5	4	0
Contest Totals	27		6	14	7	0

REP Clerk of the Court of Common Pleas

Vote For 1

	TOTAL	VOTE %	Election Day	Absentee Mail	Absentee Early Vote	Provisional
Jeremiah Randolph Griffith	19	100.00%	5	11	3	0
Total Votes Cast	19	100.00%	5	11	3	0
Overvotes	0		0	0	0	0
Undervotes	8		1	3	4	0
Contest Totals	27		6	14	7	0

0008 MCARTHUR SOUTHWEST

REP Sheriff

Vote For 1

	TOTAL	VOTE %	Election Day	Absentee Mail	Absentee Early Vote	Provisional
Ryan C. Cain	18	100.00%	4	11	3	0
Total Votes Cast	18	100.00%	4	11	3	0
Overvotes	0		0	0	0	0
Undervotes	9		2	3	4	0
Contest Totals	27		6	14	7	0

REP County Recorder

Vote For 1

	TOTAL	VOTE %	Election Day	Absentee Mail	Absentee Early Vote	Provisional
Erin D. Yates	19	100.00%	5	10	4	0
Total Votes Cast	19	100.00%	5	10	4	0
Overvotes	0		0	0	0	0
Undervotes	8		1	4	3	0
Contest Totals	27		6	14	7	0

REP County Treasurer

Vote For 1

	TOTAL	VOTE %	Election Day	Absentee Mail	Absentee Early Vote	Provisional
No Valid Petition Filed	0		0	0	0	0
Total Votes Cast	0		0	0	0	0
Overvotes	0		0	0	0	0
Undervotes	27		6	14	7	0
Contest Totals	27		6	14	7	0

REP County Engineer

Vote For 1

	TOTAL	VOTE %	Election Day	Absentee Mail	Absentee Early Vote	Provisional
Roy A. Depue	20	100.00%	5	11	4	0
Total Votes Cast	20	100.00%	5	11	4	0
Overvotes	0		0	0	0	0
Undervotes	7		1	3	3	0
Contest Totals	27		6	14	7	0

REP Coroner

Vote For 1

	TOTAL	VOTE %	Election Day	Absentee Mail	Absentee Early Vote	Provisional
No Valid Petition Filed	0		0	0	0	0
Total Votes Cast	0		0	0	0	0
Overvotes	0		0	0	0	0
Undervotes	27		6	14	7	0
Contest Totals	27		6	14	7	0

0009 ELK TOWNSHIP

Statistics	TOTAL	Election Day	Absentee Mail	Absentee Early Vote	Provisional
Registered Voters - Total	924				
Registered Voters - DEMOCRATIC	57				
Registered Voters - REPUBLICAN	241				
Registered Voters - NONPARTISAN	626				
Ballots Cast - Total	262	181	34	44	3
Ballots Cast - DEMOCRATIC PARTY	36	18	8	10	0
Ballots Cast - REPUBLICAN PARTY	226	163	26	34	3
Ballots Cast - NONPARTISAN	0	0	0	0	0
Voter Turnout - Total	28.36%				
Voter Turnout - DEMOCRATIC PARTY	63.16%				
Voter Turnout - REPUBLICAN PARTY	93.78%				
Voter Turnout - NONPARTISAN	0.00%				

DEM Delegates-at-Large and Alternates-at-Large to the National Convention

Vote For 1	TOTAL	VOTE %	Election Day	Absentee Mail	Absentee Early Vote	Provisional
Joseph R. Biden Jr.	27	96.43%	13	6	8	0
Dean Phillips	1	3.57%	1	0	0	0
Total Votes Cast	28	100.00%	14	6	8	0
Overvotes	0		0	0	0	0
Undervotes	8		4	2	2	0
Contest Totals	36		18	8	10	0

DEM U.S. Senator

Vote For 1	TOTAL	VOTE %	Election Day	Absentee Mail	Absentee Early Vote	Provisional
Sherrod Brown	33	100.00%	15	8	10	0
Total Votes Cast	33	100.00%	15	8	10	0
Overvotes	0		0	0	0	0
Undervotes	3		3	0	0	0
Contest Totals	36		18	8	10	0

DEM Representative to Congress (2nd District)

Vote For 1	TOTAL	VOTE %	Election Day	Absentee Mail	Absentee Early Vote	Provisional
Samantha Meadows	24	88.89%	12	4	8	0
Withdrawn	3	11.11%	1	1	1	0
Total Votes Cast	27	100.00%	13	5	9	0
Overvotes	0		0	0	0	0
Undervotes	9		5	3	1	0
Contest Totals	36		18	8	10	0

0009 ELK TOWNSHIP

DEM Justice of the Supreme Court FTC 1-1-25

Vote For 1

	TOTAL	VOTE %	Election Day	Absentee Mail	Absentee Early Vote	Provisional
Michael P. Donnelly	25	100.00%	13	5	7	0
Total Votes Cast	25	100.00%	13	5	7	0
Overvotes	0		0	0	0	0
Undervotes	11		5	3	3	0
Contest Totals	36		18	8	10	0

DEM Justice of the Supreme Court FTC 1-2-25

Vote For 1

	TOTAL	VOTE %	Election Day	Absentee Mail	Absentee Early Vote	Provisional
Melody J. Stewart	24	100.00%	12	5	7	0
Total Votes Cast	24	100.00%	12	5	7	0
Overvotes	0		0	0	0	0
Undervotes	12		6	3	3	0
Contest Totals	36		18	8	10	0

DEM Justice of the Supreme Court UTE 12-31-26

Vote For 1

	TOTAL	VOTE %	Election Day	Absentee Mail	Absentee Early Vote	Provisional
Lisa Forbes	20	83.33%	9	6	5	0
Terri Jamison	4	16.67%	2	0	2	0
Total Votes Cast	24	100.00%	11	6	7	0
Overvotes	0		0	0	0	0
Undervotes	12		7	2	3	0
Contest Totals	36		18	8	10	0

DEM Judge of the Court of Appeals (4th District) FTC 2-9-25

Vote For 1

	TOTAL	VOTE %	Election Day	Absentee Mail	Absentee Early Vote	Provisional
No Valid Petition Filed	0		0	0	0	0
Total Votes Cast	0		0	0	0	0
Overvotes	0		0	0	0	0
Undervotes	36		18	8	10	0
Contest Totals	36		18	8	10	0

DEM Judge of the Court of Appeals (4th District) FTC 2-10-25

Vote For 1

	TOTAL	VOTE %	Election Day	Absentee Mail	Absentee Early Vote	Provisional
No Valid Petition Filed	0		0	0	0	0
Total Votes Cast	0		0	0	0	0
Overvotes	0		0	0	0	0
Undervotes	36		18	8	10	0
Contest Totals	36		18	8	10	0

0009 ELK TOWNSHIP

DEM State Representative (92nd District)

Vote For 1

	TOTAL	VOTE %	Election Day	Absentee Mail	Absentee Early Vote	Provisional
Arthur Donald Beatty	21	100.00%	12	4	5	0
Total Votes Cast	21	100.00%	12	4	5	0
Overvotes	0		0	0	0	0
Undervotes	15		6	4	5	0
Contest Totals	36		18	8	10	0

DEM Judge of the Court of Common Pleas

Vote For 1

	TOTAL	VOTE %	Election Day	Absentee Mail	Absentee Early Vote	Provisional
Laina Fetherolf Rogers	24	100.00%	11	6	7	0
Total Votes Cast	24	100.00%	11	6	7	0
Overvotes	0		0	0	0	0
Undervotes	12		7	2	3	0
Contest Totals	36		18	8	10	0

DEM County Commissioner FTC 1-2-25

Vote For 1

	TOTAL	VOTE %	Election Day	Absentee Mail	Absentee Early Vote	Provisional
No Valid Petition Filed	0		0	0	0	0
Total Votes Cast	0		0	0	0	0
Overvotes	0		0	0	0	0
Undervotes	36		18	8	10	0
Contest Totals	36		18	8	10	0

DEM County Commissioner FTC 1-3-25

Vote For 1

	TOTAL	VOTE %	Election Day	Absentee Mail	Absentee Early Vote	Provisional
Michael E. Betts	9	25.00%	5	1	3	0
Jeff Allan Fee	12	33.33%	9	2	1	0
Lynn Herrold	15	41.67%	4	5	6	0
Total Votes Cast	36	100.00%	18	8	10	0
Overvotes	0		0	0	0	0
Undervotes	0		0	0	0	0
Contest Totals	36		18	8	10	0

DEM Prosecuting Attorney

Vote For 1

	TOTAL	VOTE %	Election Day	Absentee Mail	Absentee Early Vote	Provisional
No Valid Petition Filed	0		0	0	0	0
Total Votes Cast	0		0	0	0	0
Overvotes	0		0	0	0	0
Undervotes	36		18	8	10	0
Contest Totals	36		18	8	10	0

0009 ELK TOWNSHIP

DEM Clerk of the Court of Common Pleas

Vote For 1

	TOTAL	VOTE %	Election Day	Absentee Mail	Absentee Early Vote	Provisional
No Valid Petition Filed	0		0	0	0	0
Total Votes Cast	0		0	0	0	0
Overvotes	0		0	0	0	0
Undervotes	36		18	8	10	0
Contest Totals	36		18	8	10	0

DEM Sheriff

Vote For 1

	TOTAL	VOTE %	Election Day	Absentee Mail	Absentee Early Vote	Provisional
No Valid Petition Filed	0		0	0	0	0
Total Votes Cast	0		0	0	0	0
Overvotes	0		0	0	0	0
Undervotes	36		18	8	10	0
Contest Totals	36		18	8	10	0

DEM County Recorder

Vote For 1

	TOTAL	VOTE %	Election Day	Absentee Mail	Absentee Early Vote	Provisional
No Valid Petition Filed	0		0	0	0	0
Total Votes Cast	0		0	0	0	0
Overvotes	0		0	0	0	0
Undervotes	36		18	8	10	0
Contest Totals	36		18	8	10	0

DEM County Treasurer

Vote For 1

	TOTAL	VOTE %	Election Day	Absentee Mail	Absentee Early Vote	Provisional
Vicki Maxwell	32	100.00%	17	7	8	0
Total Votes Cast	32	100.00%	17	7	8	0
Overvotes	0		0	0	0	0
Undervotes	4		1	1	2	0
Contest Totals	36		18	8	10	0

DEM County Engineer

Vote For 1

	TOTAL	VOTE %	Election Day	Absentee Mail	Absentee Early Vote	Provisional
No Valid Petition Filed	0		0	0	0	0
Total Votes Cast	0		0	0	0	0
Overvotes	0		0	0	0	0
Undervotes	36		18	8	10	0
Contest Totals	36		18	8	10	0

0009 ELK TOWNSHIP

DEM Coroner

Vote For 1

	TOTAL	VOTE %	Election Day	Absentee Mail	Absentee Early Vote	Provisional
No Valid Petition Filed	0		0	0	0	0
Total Votes Cast	0		0	0	0	0
Overvotes	0		0	0	0	0
Undervotes	36		18	8	10	0
Contest Totals	36		18	8	10	0

DEM Member of County Central Committee 0009 ELK TOWNSHIP

Vote For 1

	TOTAL	VOTE %	Election Day	Absentee Mail	Absentee Early Vote	Provisional
Gretchen R. Radabaugh	32	100.00%	16	8	8	0
Total Votes Cast	32	100.00%	16	8	8	0
Overvotes	0		0	0	0	0
Undervotes	4		2	0	2	0
Contest Totals	36		18	8	10	0

REP Delegates-at-Large and Alternates-at-Large to the National Convention

Vote For 1

	TOTAL	VOTE %	Election Day	Absentee Mail	Absentee Early Vote	Provisional
Chris Christie	2	0.90%	1	1	0	0
Ron DeSantis	3	1.36%	3	0	0	0
Nikki R. Haley	17	7.69%	5	5	7	0
Vivek Ramaswamy	1	0.45%	1	0	0	0
Donald J. Trump	198	89.59%	150	20	25	3
Total Votes Cast	221	100.00%	160	26	32	3
Overvotes	0		0	0	0	0
Undervotes	5		3	0	2	0
Contest Totals	226		163	26	34	3

REP District Delegates and District Alternates to the National Convention (2nd District)

Vote For 1

	TOTAL	VOTE %	Election Day	Absentee Mail	Absentee Early Vote	Provisional
Chris Christie	2	0.91%	1	1	0	0
Ron DeSantis	11	5.00%	8	2	1	0
Nikki R. Haley	20	9.09%	7	6	7	0
Vivek Ramaswamy	3	1.36%	3	0	0	0
Donald J. Trump	184	83.64%	140	17	24	3
Total Votes Cast	220	100.00%	159	26	32	3
Overvotes	0		0	0	0	0
Undervotes	6		4	0	2	0
Contest Totals	226		163	26	34	3

0009 ELK TOWNSHIP

REP U.S. Senator

Vote For 1

	TOTAL	VOTE %	Election Day	Absentee Mail	Absentee Early Vote	Provisional
Matt Dolan	47	23.62%	37	4	6	0
Frank LaRose	74	37.19%	41	16	17	0
Bernie Moreno	78	39.20%	62	5	9	2
Total Votes Cast	199	100.00%	140	25	32	2
Overvotes	0		0	0	0	0
Undervotes	27		23	1	2	1
Contest Totals	226		163	26	34	3

REP Representative to Congress (2nd District)

Vote For 1

	TOTAL	VOTE %	Election Day	Absentee Mail	Absentee Early Vote	Provisional
Niraj Antani	2	0.95%	1	1	0	0
Kim Georgeton	1	0.48%	1	0	0	0
Phil Heimlich	6	2.86%	2	2	2	0
Ron Hood	12	5.71%	11	0	1	0
Tom Hwang	13	6.19%	11	0	2	0
Larry Kidd	89	42.38%	65	11	11	2
Derek Myers	2	0.95%	2	0	0	0
Tim O'Hara	21	10.00%	15	1	5	0
Charles Tassell	7	3.33%	4	1	2	0
David J. Taylor	35	16.67%	27	2	6	0
Shane Wilkin	22	10.48%	12	6	4	0
Total Votes Cast	210	100.00%	151	24	33	2
Overvotes	0		0	0	0	0
Undervotes	16		12	2	1	1
Contest Totals	226		163	26	34	3

REP Justice of the Supreme Court FTC 1-1-25

Vote For 1

	TOTAL	VOTE %	Election Day	Absentee Mail	Absentee Early Vote	Provisional
Megan E. Shanahan	156	100.00%	107	23	24	2
Total Votes Cast	156	100.00%	107	23	24	2
Overvotes	0		0	0	0	0
Undervotes	70		56	3	10	1
Contest Totals	226		163	26	34	3

REP Justice of the Supreme Court FTC 1-2-25

Vote For 1

	TOTAL	VOTE %	Election Day	Absentee Mail	Absentee Early Vote	Provisional
Joseph T. Deters	158	100.00%	109	23	24	2
Total Votes Cast	158	100.00%	109	23	24	2
Overvotes	0		0	0	0	0
Undervotes	68		54	3	10	1
Contest Totals	226		163	26	34	3

0009 ELK TOWNSHIP

REP Justice of the Supreme Court UTE 12-31-26

Vote For 1

	TOTAL	VOTE %	Election Day	Absentee Mail	Absentee Early Vote	Provisional
Daniel R. Hawkins	164	100.00%	114	24	24	2
Total Votes Cast	164	100.00%	114	24	24	2
Overvotes	0		0	0	0	0
Undervotes	62		49	2	10	1
Contest Totals	226		163	26	34	3

REP Judge of the Court of Appeals (4th District) FTC 2-9-25

Vote For 1

	TOTAL	VOTE %	Election Day	Absentee Mail	Absentee Early Vote	Provisional
Jason P. Smith	161	100.00%	113	22	24	2
Total Votes Cast	161	100.00%	113	22	24	2
Overvotes	0		0	0	0	0
Undervotes	65		50	4	10	1
Contest Totals	226		163	26	34	3

REP Judge of the Court of Appeals (4th District) FTC 2-10-25

Vote For 1

	TOTAL	VOTE %	Election Day	Absentee Mail	Absentee Early Vote	Provisional
Mike Hess	164	100.00%	117	21	24	2
Total Votes Cast	164	100.00%	117	21	24	2
Overvotes	0		0	0	0	0
Undervotes	62		46	5	10	1
Contest Totals	226		163	26	34	3

REP Member of State Central Committee, Man (17th District)

Vote For 1

	TOTAL	VOTE %	Election Day	Absentee Mail	Absentee Early Vote	Provisional
David A. Glass	163	100.00%	115	23	23	2
Total Votes Cast	163	100.00%	115	23	23	2
Overvotes	0		0	0	0	0
Undervotes	63		48	3	11	1
Contest Totals	226		163	26	34	3

REP Member of State Central Committee, Woman (17th District)

Vote For 1

	TOTAL	VOTE %	Election Day	Absentee Mail	Absentee Early Vote	Provisional
Bonnie Ward	162	100.00%	111	24	25	2
Total Votes Cast	162	100.00%	111	24	25	2
Overvotes	0		0	0	0	0
Undervotes	64		52	2	9	1
Contest Totals	226		163	26	34	3

0009 ELK TOWNSHIP

REP State Representative (92nd District)

Vote For 1

	TOTAL	VOTE %	Election Day	Absentee Mail	Absentee Early Vote	Provisional
Mark Johnson	166	100.00%	115	24	25	2
Total Votes Cast	166	100.00%	115	24	25	2
Overvotes	0		0	0	0	0
Undervotes	60		48	2	9	1
Contest Totals	226		163	26	34	3

REP Judge of the Court of Common Pleas

Vote For 1

	TOTAL	VOTE %	Election Day	Absentee Mail	Absentee Early Vote	Provisional
James S. Payne	157	100.00%	110	21	24	2
Total Votes Cast	157	100.00%	110	21	24	2
Overvotes	0		0	0	0	0
Undervotes	69		53	5	10	1
Contest Totals	226		163	26	34	3

REP County Commissioner FTC 1-2-25

Vote For 1

	TOTAL	VOTE %	Election Day	Absentee Mail	Absentee Early Vote	Provisional
Kevin D. Cozad	135	61.09%	100	16	16	3
Mark D. Fout	86	38.91%	59	10	17	0
Total Votes Cast	221	100.00%	159	26	33	3
Overvotes	0		0	0	0	0
Undervotes	5		4	0	1	0
Contest Totals	226		163	26	34	3

REP County Commissioner FTC 1-3-25

Vote For 1

	TOTAL	VOTE %	Election Day	Absentee Mail	Absentee Early Vote	Provisional
Jeffery A. Harper III	74	34.74%	57	8	9	0
Charles W. Pittman	52	24.41%	38	2	10	2
William W. Wellman	87	40.85%	61	12	14	0
Total Votes Cast	213	100.00%	156	22	33	2
Overvotes	1		0	1	0	0
Undervotes	12		7	3	1	1
Contest Totals	226		163	26	34	3

REP Prosecuting Attorney

Vote For 1

	TOTAL	VOTE %	Election Day	Absentee Mail	Absentee Early Vote	Provisional
William Luther Archer Jr.	162	100.00%	112	23	25	2
Total Votes Cast	162	100.00%	112	23	25	2
Overvotes	0		0	0	0	0
Undervotes	64		51	3	9	1
Contest Totals	226		163	26	34	3

0009 ELK TOWNSHIP

REP Clerk of the Court of Common Pleas

Vote For 1

	TOTAL	VOTE %	Election Day	Absentee Mail	Absentee Early Vote	Provisional
Jeremiah Randolph Griffith	187	100.00%	131	25	29	2
Total Votes Cast	187	100.00%	131	25	29	2
Overvotes	0		0	0	0	0
Undervotes	39		32	1	5	1
Contest Totals	226		163	26	34	3

REP Sheriff

Vote For 1

	TOTAL	VOTE %	Election Day	Absentee Mail	Absentee Early Vote	Provisional
Ryan C. Cain	195	100.00%	141	23	29	2
Total Votes Cast	195	100.00%	141	23	29	2
Overvotes	0		0	0	0	0
Undervotes	31		22	3	5	1
Contest Totals	226		163	26	34	3

REP County Recorder

Vote For 1

	TOTAL	VOTE %	Election Day	Absentee Mail	Absentee Early Vote	Provisional
Erin D. Yates	170	100.00%	120	22	26	2
Total Votes Cast	170	100.00%	120	22	26	2
Overvotes	0		0	0	0	0
Undervotes	56		43	4	8	1
Contest Totals	226		163	26	34	3

REP County Treasurer

Vote For 1

	TOTAL	VOTE %	Election Day	Absentee Mail	Absentee Early Vote	Provisional
No Valid Petition Filed	0		0	0	0	0
Total Votes Cast	0		0	0	0	0
Overvotes	0		0	0	0	0
Undervotes	226		163	26	34	3
Contest Totals	226		163	26	34	3

REP County Engineer

Vote For 1

	TOTAL	VOTE %	Election Day	Absentee Mail	Absentee Early Vote	Provisional
Roy A. Depue	179	100.00%	127	22	28	2
Total Votes Cast	179	100.00%	127	22	28	2
Overvotes	0		0	0	0	0
Undervotes	47		36	4	6	1
Contest Totals	226		163	26	34	3

0009 ELK TOWNSHIP

REP Coroner

Vote For 1

	TOTAL	VOTE %	Election Day	Absentee Mail	Absentee Early Vote	Provisional
No Valid Petition Filed	0		0	0	0	0
Total Votes Cast	0		0	0	0	0
Overvotes	0		0	0	0	0
Undervotes	226		163	26	34	3
Contest Totals	226		163	26	34	3

0010 HARRISON TOWNSHIP

Statistics	TOTAL	Election Day	Absentee Mail	Absentee Early Vote	Provisional
Registered Voters - Total	691				
Registered Voters - DEMOCRATIC	36				
Registered Voters - REPUBLICAN	194				
Registered Voters - NONPARTISAN	461				
Ballots Cast - Total	194	163	17	14	0
Ballots Cast - DEMOCRATIC PARTY	24	20	2	2	0
Ballots Cast - REPUBLICAN PARTY	170	143	15	12	0
Ballots Cast - NONPARTISAN	0	0	0	0	0
Voter Turnout - Total	28.08%				
Voter Turnout - DEMOCRATIC PARTY	66.67%				
Voter Turnout - REPUBLICAN PARTY	87.63%				
Voter Turnout - NONPARTISAN	0.00%				

DEM Delegates-at-Large and Alternates-at-Large to the National Convention

Vote For 1	TOTAL	VOTE %	Election Day	Absentee Mail	Absentee Early Vote	Provisional
Joseph R. Biden Jr.	11	57.89%	8	2	1	0
Dean Phillips	8	42.11%	8	0	0	0
Total Votes Cast	19	100.00%	16	2	1	0
Overvotes	0		0	0	0	0
Undervotes	5		4	0	1	0
Contest Totals	24		20	2	2	0

DEM U.S. Senator

Vote For 1	TOTAL	VOTE %	Election Day	Absentee Mail	Absentee Early Vote	Provisional
Sherrod Brown	22	100.00%	18	2	2	0
Total Votes Cast	22	100.00%	18	2	2	0
Overvotes	0		0	0	0	0
Undervotes	2		2	0	0	0
Contest Totals	24		20	2	2	0

DEM Representative to Congress (2nd District)

Vote For 1	TOTAL	VOTE %	Election Day	Absentee Mail	Absentee Early Vote	Provisional
Samantha Meadows	12	66.67%	9	2	1	0
Withdrawn	6	33.33%	6	0	0	0
Total Votes Cast	18	100.00%	15	2	1	0
Overvotes	0		0	0	0	0
Undervotes	6		5	0	1	0
Contest Totals	24		20	2	2	0

0010 HARRISON TOWNSHIP

DEM Justice of the Supreme Court FTC 1-1-25

Vote For 1

	TOTAL	VOTE %	Election Day	Absentee Mail	Absentee Early Vote	Provisional
Michael P. Donnelly	14	100.00%	12	1	1	0
Total Votes Cast	14	100.00%	12	1	1	0
Overvotes	0		0	0	0	0
Undervotes	10		8	1	1	0
Contest Totals	24		20	2	2	0

DEM Justice of the Supreme Court FTC 1-2-25

Vote For 1

	TOTAL	VOTE %	Election Day	Absentee Mail	Absentee Early Vote	Provisional
Melody J. Stewart	15	100.00%	12	2	1	0
Total Votes Cast	15	100.00%	12	2	1	0
Overvotes	0		0	0	0	0
Undervotes	9		8	0	1	0
Contest Totals	24		20	2	2	0

DEM Justice of the Supreme Court UTE 12-31-26

Vote For 1

	TOTAL	VOTE %	Election Day	Absentee Mail	Absentee Early Vote	Provisional
Lisa Forbes	8	53.33%	6	1	1	0
Terri Jamison	7	46.67%	6	1	0	0
Total Votes Cast	15	100.00%	12	2	1	0
Overvotes	0		0	0	0	0
Undervotes	9		8	0	1	0
Contest Totals	24		20	2	2	0

DEM Judge of the Court of Appeals (4th District) FTC 2-9-25

Vote For 1

	TOTAL	VOTE %	Election Day	Absentee Mail	Absentee Early Vote	Provisional
No Valid Petition Filed	0		0	0	0	0
Total Votes Cast	0		0	0	0	0
Overvotes	0		0	0	0	0
Undervotes	24		20	2	2	0
Contest Totals	24		20	2	2	0

DEM Judge of the Court of Appeals (4th District) FTC 2-10-25

Vote For 1

	TOTAL	VOTE %	Election Day	Absentee Mail	Absentee Early Vote	Provisional
No Valid Petition Filed	0		0	0	0	0
Total Votes Cast	0		0	0	0	0
Overvotes	0		0	0	0	0
Undervotes	24		20	2	2	0
Contest Totals	24		20	2	2	0

0010 HARRISON TOWNSHIP

DEM State Representative (92nd District)

Vote For 1

	TOTAL	VOTE %	Election Day	Absentee Mail	Absentee Early Vote	Provisional
Arthur Donald Beatty	14	100.00%	11	2	1	0
Total Votes Cast	14	100.00%	11	2	1	0
Overvotes	0		0	0	0	0
Undervotes	10		9	0	1	0
Contest Totals	24		20	2	2	0

DEM Judge of the Court of Common Pleas

Vote For 1

	TOTAL	VOTE %	Election Day	Absentee Mail	Absentee Early Vote	Provisional
Laina Fetherolf Rogers	16	100.00%	13	2	1	0
Total Votes Cast	16	100.00%	13	2	1	0
Overvotes	0		0	0	0	0
Undervotes	8		7	0	1	0
Contest Totals	24		20	2	2	0

DEM County Commissioner FTC 1-2-25

Vote For 1

	TOTAL	VOTE %	Election Day	Absentee Mail	Absentee Early Vote	Provisional
No Valid Petition Filed	0		0	0	0	0
Total Votes Cast	0		0	0	0	0
Overvotes	0		0	0	0	0
Undervotes	24		20	2	2	0
Contest Totals	24		20	2	2	0

DEM County Commissioner FTC 1-3-25

Vote For 1

	TOTAL	VOTE %	Election Day	Absentee Mail	Absentee Early Vote	Provisional
Michael E. Betts	9	42.86%	8	0	1	0
Jeff Allan Fee	7	33.33%	6	0	1	0
Lynn Herrold	5	23.81%	3	2	0	0
Total Votes Cast	21	100.00%	17	2	2	0
Overvotes	0		0	0	0	0
Undervotes	3		3	0	0	0
Contest Totals	24		20	2	2	0

DEM Prosecuting Attorney

Vote For 1

	TOTAL	VOTE %	Election Day	Absentee Mail	Absentee Early Vote	Provisional
No Valid Petition Filed	0		0	0	0	0
Total Votes Cast	0		0	0	0	0
Overvotes	0		0	0	0	0
Undervotes	24		20	2	2	0
Contest Totals	24		20	2	2	0

0010 HARRISON TOWNSHIP

DEM Clerk of the Court of Common Pleas

Vote For 1

	TOTAL	VOTE %	Election Day	Absentee Mail	Absentee Early Vote	Provisional
No Valid Petition Filed	0		0	0	0	0
Total Votes Cast	0		0	0	0	0
Overvotes	0		0	0	0	0
Undervotes	24		20	2	2	0
Contest Totals	24		20	2	2	0

DEM Sheriff

Vote For 1

	TOTAL	VOTE %	Election Day	Absentee Mail	Absentee Early Vote	Provisional
No Valid Petition Filed	0		0	0	0	0
Total Votes Cast	0		0	0	0	0
Overvotes	0		0	0	0	0
Undervotes	24		20	2	2	0
Contest Totals	24		20	2	2	0



DEM County Recorder

Vote For 1

	TOTAL	VOTE %	Election Day	Absentee Mail	Absentee Early Vote	Provisional
No Valid Petition Filed	0		0	0	0	0
Total Votes Cast	0		0	0	0	0
Overvotes	0		0	0	0	0
Undervotes	24		20	2	2	0
Contest Totals	24		20	2	2	0

DEM County Treasurer

Vote For 1

	TOTAL	VOTE %	Election Day	Absentee Mail	Absentee Early Vote	Provisional
Vicki Maxwell	21	100.00% 	17	2	2	0
Total Votes Cast	21	100.00% 	17	2	2	0
Overvotes	0		0	0	0	0
Undervotes	3		3	0	0	0
Contest Totals	24		20	2	2	0

DEM County Engineer

Vote For 1

	TOTAL	VOTE %	Election Day	Absentee Mail	Absentee Early Vote	Provisional
No Valid Petition Filed	0		0	0	0	0
Total Votes Cast	0		0	0	0	0
Overvotes	0		0	0	0	0
Undervotes	24		20	2	2	0
Contest Totals	24		20	2	2	0

0010 HARRISON TOWNSHIP

DEM Coroner

Vote For 1

	TOTAL	VOTE %	Election Day	Absentee Mail	Absentee Early Vote	Provisional
No Valid Petition Filed	0		0	0	0	0
Total Votes Cast	0		0	0	0	0
Overvotes	0		0	0	0	0
Undervotes	24		20	2	2	0
Contest Totals	24		20	2	2	0

REP Delegates-at-Large and Alternates-at-Large to the National Convention

Vote For 1

	TOTAL	VOTE %	Election Day	Absentee Mail	Absentee Early Vote	Provisional
Chris Christie	3	1.76%	3	0	0	0
Ron DeSantis	1	0.59%	1	0	0	0
Nikki R. Haley	5	2.94%	5	0	0	0
Vivek Ramaswamy	0	0.00%	0	0	0	0
Donald J. Trump	161	94.71%	134	15	12	0
Total Votes Cast	170	100.00%	143	15	12	0
Overvotes	0		0	0	0	0
Undervotes	0		0	0	0	0
Contest Totals	170		143	15	12	0

REP District Delegates and District Alternates to the National Convention (2nd District)

Vote For 1

	TOTAL	VOTE %	Election Day	Absentee Mail	Absentee Early Vote	Provisional
Chris Christie	3	1.80%	3	0	0	0
Ron DeSantis	2	1.20%	2	0	0	0
Nikki R. Haley	6	3.59%	6	0	0	0
Vivek Ramaswamy	0	0.00%	0	0	0	0
Donald J. Trump	156	93.41%	129	15	12	0
Total Votes Cast	167	100.00%	140	15	12	0
Overvotes	0		0	0	0	0
Undervotes	3		3	0	0	0
Contest Totals	170		143	15	12	0

REP U.S. Senator

Vote For 1

	TOTAL	VOTE %	Election Day	Absentee Mail	Absentee Early Vote	Provisional
Matt Dolan	41	28.08%	32	5	4	0
Frank LaRose	35	23.97%	25	7	3	0
Bernie Moreno	70	47.95%	65	3	2	0
Total Votes Cast	146	100.00%	122	15	9	0
Overvotes	0		0	0	0	0
Undervotes	24		21	0	3	0
Contest Totals	170		143	15	12	0

0010 HARRISON TOWNSHIP

REP Representative to Congress (2nd District)

Vote For 1

	TOTAL	VOTE %	Election Day	Absentee Mail	Absentee Early Vote	Provisional
Niraj Antani	2	1.29%	0	0	2	0
Kim Georgeton	2	1.29%	2	0	0	0
Phil Heimlich	6	3.87%	4	2	0	0
Ron Hood	7	4.52%	7	0	0	0
Tom Hwang	8	5.16%	8	0	0	0
Larry Kidd	68	43.87%	59	8	1	0
Derek Myers	4	2.58%	2	0	2	0
Tim O'Hara	19	12.26%	12	3	4	0
Charles Tassell	2	1.29%	2	0	0	0
David J. Taylor	26	16.77%	23	2	1	0
Shane Wilkin	11	7.10%	11	0	0	0
Total Votes Cast	155	100.00%	130	15	10	0
Overvotes	0		0	0	0	0
Undervotes	15		13	0	2	0
Contest Totals	170		143	15	12	0

REP Justice of the Supreme Court FTC 1-1-25

Vote For 1

	TOTAL	VOTE %	Election Day	Absentee Mail	Absentee Early Vote	Provisional
Megan E. Shanahan	104	100.00%	86	11	7	0
Total Votes Cast	104	100.00%	86	11	7	0
Overvotes	0		0	0	0	0
Undervotes	66		57	4	5	0
Contest Totals	170		143	15	12	0

REP Justice of the Supreme Court FTC 1-2-25

Vote For 1

	TOTAL	VOTE %	Election Day	Absentee Mail	Absentee Early Vote	Provisional
Joseph T. Deters	99	100.00%	81	11	7	0
Total Votes Cast	99	100.00%	81	11	7	0
Overvotes	0		0	0	0	0
Undervotes	71		62	4	5	0
Contest Totals	170		143	15	12	0

REP Justice of the Supreme Court UTE 12-31-26

Vote For 1

	TOTAL	VOTE %	Election Day	Absentee Mail	Absentee Early Vote	Provisional
Daniel R. Hawkins	101	100.00%	83	11	7	0
Total Votes Cast	101	100.00%	83	11	7	0
Overvotes	0		0	0	0	0
Undervotes	69		60	4	5	0
Contest Totals	170		143	15	12	0

0010 HARRISON TOWNSHIP

REP Judge of the Court of Appeals (4th District) FTC 2-9-25

Vote For 1

	TOTAL	VOTE %	Election Day	Absentee Mail	Absentee Early Vote	Provisional
Jason P. Smith	95	100.00%	77	11	7	0
Total Votes Cast	95	100.00%	77	11	7	0
Overvotes	0		0	0	0	0
Undervotes	75		66	4	5	0
Contest Totals	170		143	15	12	0

REP Judge of the Court of Appeals (4th District) FTC 2-10-25

Vote For 1

	TOTAL	VOTE %	Election Day	Absentee Mail	Absentee Early Vote	Provisional
Mike Hess	102	100.00%	84	11	7	0
Total Votes Cast	102	100.00%	84	11	7	0
Overvotes	0		0	0	0	0
Undervotes	68		59	4	5	0
Contest Totals	170		143	15	12	0

REP Member of State Central Committee, Man (17th District)

Vote For 1

	TOTAL	VOTE %	Election Day	Absentee Mail	Absentee Early Vote	Provisional
David A. Glass	108	100.00%	88	11	9	0
Total Votes Cast	108	100.00%	88	11	9	0
Overvotes	0		0	0	0	0
Undervotes	62		55	4	3	0
Contest Totals	170		143	15	12	0

REP Member of State Central Committee, Woman (17th District)

Vote For 1

	TOTAL	VOTE %	Election Day	Absentee Mail	Absentee Early Vote	Provisional
Bonnie Ward	108	100.00%	89	11	8	0
Total Votes Cast	108	100.00%	89	11	8	0
Overvotes	0		0	0	0	0
Undervotes	62		54	4	4	0
Contest Totals	170		143	15	12	0

REP State Representative (92nd District)

Vote For 1

	TOTAL	VOTE %	Election Day	Absentee Mail	Absentee Early Vote	Provisional
Mark Johnson	107	100.00%	87	12	8	0
Total Votes Cast	107	100.00%	87	12	8	0
Overvotes	0		0	0	0	0
Undervotes	63		56	3	4	0
Contest Totals	170		143	15	12	0

0010 HARRISON TOWNSHIP

REP Judge of the Court of Common Pleas

Vote For 1

	TOTAL	VOTE %	Election Day	Absentee Mail	Absentee Early Vote	Provisional
James S. Payne	101	100.00%	83	11	7	0
Total Votes Cast	101	100.00%	83	11	7	0
Overvotes	0		0	0	0	0
Undervotes	69		60	4	5	0
Contest Totals	170		143	15	12	0

REP County Commissioner FTC 1-2-25

Vote For 1

	TOTAL	VOTE %	Election Day	Absentee Mail	Absentee Early Vote	Provisional
Kevin D. Cozad	64	38.79%	58	2	4	0
Mark D. Fout	101	61.21%	80	13	8	0
Total Votes Cast	165	100.00%	138	15	12	0
Overvotes	0		0	0	0	0
Undervotes	5		5	0	0	0
Contest Totals	170		143	15	12	0

REP County Commissioner FTC 1-3-25

Vote For 1

	TOTAL	VOTE %	Election Day	Absentee Mail	Absentee Early Vote	Provisional
Jeffery A. Harper III	68	45.95%	56	4	8	0
Charles W. Pittman	37	25.00%	34	3	0	0
William W. Wellman	43	29.05%	33	7	3	0
Total Votes Cast	148	100.00%	123	14	11	0
Overvotes	0		0	0	0	0
Undervotes	22		20	1	1	0
Contest Totals	170		143	15	12	0

REP Prosecuting Attorney

Vote For 1

	TOTAL	VOTE %	Election Day	Absentee Mail	Absentee Early Vote	Provisional
William Luther Archer Jr.	105	100.00%	86	12	7	0
Total Votes Cast	105	100.00%	86	12	7	0
Overvotes	0		0	0	0	0
Undervotes	65		57	3	5	0
Contest Totals	170		143	15	12	0

REP Clerk of the Court of Common Pleas

Vote For 1

	TOTAL	VOTE %	Election Day	Absentee Mail	Absentee Early Vote	Provisional
Jeremiah Randolph Griffith	117	100.00%	95	12	10	0
Total Votes Cast	117	100.00%	95	12	10	0
Overvotes	0		0	0	0	0
Undervotes	53		48	3	2	0
Contest Totals	170		143	15	12	0

0010 HARRISON TOWNSHIP

REP Sheriff

Vote For 1

	TOTAL	VOTE %	Election Day	Absentee Mail	Absentee Early Vote	Provisional
Ryan C. Cain	128	100.00%	107	11	10	0
Total Votes Cast	128	100.00%	107	11	10	0
Overvotes	0		0	0	0	0
Undervotes	42		36	4	2	0
Contest Totals	170		143	15	12	0

REP County Recorder

Vote For 1

	TOTAL	VOTE %	Election Day	Absentee Mail	Absentee Early Vote	Provisional
Erin D. Yates	116	100.00%	96	11	9	0
Total Votes Cast	116	100.00%	96	11	9	0
Overvotes	0		0	0	0	0
Undervotes	54		47	4	3	0
Contest Totals	170		143	15	12	0

REP County Treasurer

Vote For 1

	TOTAL	VOTE %	Election Day	Absentee Mail	Absentee Early Vote	Provisional
No Valid Petition Filed	0		0	0	0	0
Total Votes Cast	0		0	0	0	0
Overvotes	0		0	0	0	0
Undervotes	170		143	15	12	0
Contest Totals	170		143	15	12	0

REP County Engineer

Vote For 1

	TOTAL	VOTE %	Election Day	Absentee Mail	Absentee Early Vote	Provisional
Roy A. Depue	114	100.00%	95	12	7	0
Total Votes Cast	114	100.00%	95	12	7	0
Overvotes	0		0	0	0	0
Undervotes	56		48	3	5	0
Contest Totals	170		143	15	12	0

REP Coroner

Vote For 1

	TOTAL	VOTE %	Election Day	Absentee Mail	Absentee Early Vote	Provisional
No Valid Petition Filed	0		0	0	0	0
Total Votes Cast	0		0	0	0	0
Overvotes	0		0	0	0	0
Undervotes	170		143	15	12	0
Contest Totals	170		143	15	12	0

0011 JACKSON TOWNSHIP

Statistics	TOTAL	Election Day	Absentee Mail	Absentee Early Vote	Provisional
Registered Voters - Total	458				
Registered Voters - DEMOCRATIC	43				
Registered Voters - REPUBLICAN	114				
Registered Voters - NONPARTISAN	301				
Ballots Cast - Total	143	87	25	30	1
Ballots Cast - DEMOCRATIC PARTY	32	16	14	2	0
Ballots Cast - REPUBLICAN PARTY	111	71	11	28	1
Ballots Cast - NONPARTISAN	0	0	0	0	0
Voter Turnout - Total	31.22%				
Voter Turnout - DEMOCRATIC PARTY	74.42%				
Voter Turnout - REPUBLICAN PARTY	97.37%				
Voter Turnout - NONPARTISAN	0.00%				

DEM Delegates-at-Large and Alternates-at-Large to the National Convention

Vote For 1	TOTAL	VOTE %	Election Day	Absentee Mail	Absentee Early Vote	Provisional
Joseph R. Biden Jr.	10	45.45%	4	5	1	0
Dean Phillips	12	54.55%	8	4	0	0
Total Votes Cast	22	100.00%	12	9	1	0
Overvotes	0		0	0	0	0
Undervotes	10		4	5	1	0
Contest Totals	32		16	14	2	0

DEM U.S. Senator

Vote For 1	TOTAL	VOTE %	Election Day	Absentee Mail	Absentee Early Vote	Provisional
Sherrod Brown	25	100.00%	12	11	2	0
Total Votes Cast	25	100.00%	12	11	2	0
Overvotes	0		0	0	0	0
Undervotes	7		4	3	0	0
Contest Totals	32		16	14	2	0

DEM Representative to Congress (2nd District)

Vote For 1	TOTAL	VOTE %	Election Day	Absentee Mail	Absentee Early Vote	Provisional
Samantha Meadows	17	77.27%	9	6	2	0
Withdrawn	5	22.73%	2	3	0	0
Total Votes Cast	22	100.00%	11	9	2	0
Overvotes	0		0	0	0	0
Undervotes	10		5	5	0	0
Contest Totals	32		16	14	2	0

0011 JACKSON TOWNSHIP

DEM Justice of the Supreme Court FTC 1-1-25

Vote For 1

	TOTAL	VOTE %	Election Day	Absentee Mail	Absentee Early Vote	Provisional
Michael P. Donnelly	19	100.00%	10	7	2	0
Total Votes Cast	19	100.00%	10	7	2	0
Overvotes	0		0	0	0	0
Undervotes	13		6	7	0	0
Contest Totals	32		16	14	2	0

DEM Justice of the Supreme Court FTC 1-2-25

Vote For 1

	TOTAL	VOTE %	Election Day	Absentee Mail	Absentee Early Vote	Provisional
Melody J. Stewart	17	100.00%	10	5	2	0
Total Votes Cast	17	100.00%	10	5	2	0
Overvotes	0		0	0	0	0
Undervotes	15		6	9	0	0
Contest Totals	32		16	14	2	0

DEM Justice of the Supreme Court UTE 12-31-26

Vote For 1

	TOTAL	VOTE %	Election Day	Absentee Mail	Absentee Early Vote	Provisional
Lisa Forbes	7	36.84%	4	1	2	0
Terri Jamison	12	63.16%	7	5	0	0
Total Votes Cast	19	100.00%	11	6	2	0
Overvotes	0		0	0	0	0
Undervotes	13		5	8	0	0
Contest Totals	32		16	14	2	0

DEM Judge of the Court of Appeals (4th District) FTC 2-9-25

Vote For 1

	TOTAL	VOTE %	Election Day	Absentee Mail	Absentee Early Vote	Provisional
No Valid Petition Filed	0		0	0	0	0
Total Votes Cast	0		0	0	0	0
Overvotes	0		0	0	0	0
Undervotes	32		16	14	2	0
Contest Totals	32		16	14	2	0

DEM Judge of the Court of Appeals (4th District) FTC 2-10-25

Vote For 1

	TOTAL	VOTE %	Election Day	Absentee Mail	Absentee Early Vote	Provisional
No Valid Petition Filed	0		0	0	0	0
Total Votes Cast	0		0	0	0	0
Overvotes	0		0	0	0	0
Undervotes	32		16	14	2	0
Contest Totals	32		16	14	2	0

0011 JACKSON TOWNSHIP

DEM State Representative (92nd District)

Vote For 1

	TOTAL	VOTE %	Election Day	Absentee Mail	Absentee Early Vote	Provisional
Arthur Donald Beatty	16	100.00%	9	6	1	0
Total Votes Cast	16	100.00%	9	6	1	0
Overvotes	0		0	0	0	0
Undervotes	16		7	8	1	0
Contest Totals	32		16	14	2	0

DEM Judge of the Court of Common Pleas

Vote For 1

	TOTAL	VOTE %	Election Day	Absentee Mail	Absentee Early Vote	Provisional
Laina Fetherolf Rogers	15	100.00%	6	7	2	0
Total Votes Cast	15	100.00%	6	7	2	0
Overvotes	0		0	0	0	0
Undervotes	17		10	7	0	0
Contest Totals	32		16	14	2	0

DEM County Commissioner FTC 1-2-25

Vote For 1

	TOTAL	VOTE %	Election Day	Absentee Mail	Absentee Early Vote	Provisional
No Valid Petition Filed	0		0	0	0	0
Total Votes Cast	0		0	0	0	0
Overvotes	0		0	0	0	0
Undervotes	32		16	14	2	0
Contest Totals	32		16	14	2	0

DEM County Commissioner FTC 1-3-25

Vote For 1

	TOTAL	VOTE %	Election Day	Absentee Mail	Absentee Early Vote	Provisional
Michael E. Betts	18	64.29%	10	7	1	0
Jeff Allan Fee	7	25.00%	3	3	1	0
Lynn Herrold	3	10.71%	1	2	0	0
Total Votes Cast	28	100.00%	14	12	2	0
Overvotes	1		0	1	0	0
Undervotes	3		2	1	0	0
Contest Totals	32		16	14	2	0

DEM Prosecuting Attorney

Vote For 1

	TOTAL	VOTE %	Election Day	Absentee Mail	Absentee Early Vote	Provisional
No Valid Petition Filed	0		0	0	0	0
Total Votes Cast	0		0	0	0	0
Overvotes	0		0	0	0	0
Undervotes	32		16	14	2	0
Contest Totals	32		16	14	2	0

0011 JACKSON TOWNSHIP

DEM Clerk of the Court of Common Pleas

Vote For 1

	TOTAL	VOTE %	Election Day	Absentee Mail	Absentee Early Vote	Provisional
No Valid Petition Filed	0		0	0	0	0
Total Votes Cast	0		0	0	0	0
Overvotes	0		0	0	0	0
Undervotes	32		16	14	2	0
Contest Totals	32		16	14	2	0

DEM Sheriff

Vote For 1

	TOTAL	VOTE %	Election Day	Absentee Mail	Absentee Early Vote	Provisional
No Valid Petition Filed	0		0	0	0	0
Total Votes Cast	0		0	0	0	0
Overvotes	0		0	0	0	0
Undervotes	32		16	14	2	0
Contest Totals	32		16	14	2	0

DEM County Recorder

Vote For 1

	TOTAL	VOTE %	Election Day	Absentee Mail	Absentee Early Vote	Provisional
No Valid Petition Filed	0		0	0	0	0
Total Votes Cast	0		0	0	0	0
Overvotes	0		0	0	0	0
Undervotes	32		16	14	2	0
Contest Totals	32		16	14	2	0

DEM County Treasurer

Vote For 1

	TOTAL	VOTE %	Election Day	Absentee Mail	Absentee Early Vote	Provisional
Vicki Maxwell	27	100.00%	14	11	2	0
Total Votes Cast	27	100.00%	14	11	2	0
Overvotes	0		0	0	0	0
Undervotes	5		2	3	0	0
Contest Totals	32		16	14	2	0

DEM County Engineer

Vote For 1

	TOTAL	VOTE %	Election Day	Absentee Mail	Absentee Early Vote	Provisional
No Valid Petition Filed	0		0	0	0	0
Total Votes Cast	0		0	0	0	0
Overvotes	0		0	0	0	0
Undervotes	32		16	14	2	0
Contest Totals	32		16	14	2	0

0011 JACKSON TOWNSHIP

DEM Coroner

Vote For 1

	TOTAL	VOTE %	Election Day	Absentee Mail	Absentee Early Vote	Provisional
No Valid Petition Filed	0		0	0	0	0
Total Votes Cast	0		0	0	0	0
Overvotes	0		0	0	0	0
Undervotes	32		16	14	2	0
Contest Totals	32		16	14	2	0

REP Delegates-at-Large and Alternates-at-Large to the National Convention

Vote For 1

	TOTAL	VOTE %	Election Day	Absentee Mail	Absentee Early Vote	Provisional
Chris Christie	1	0.92%	1	0	0	0
Ron DeSantis	2	1.83%	1	0	1	0
Nikki R. Haley	3	2.75%	1	0	2	0
Vivek Ramaswamy	3	2.75%	3	0	0	0
Donald J. Trump	100	91.74%	64	11	24	1
Total Votes Cast	109	100.00%	70	11	27	1
Overvotes	0		0	0	0	0
Undervotes	2		1	0	1	0
Contest Totals	111		71	11	28	1

REP District Delegates and District Alternates to the National Convention (2nd District)

Vote For 1

	TOTAL	VOTE %	Election Day	Absentee Mail	Absentee Early Vote	Provisional
Chris Christie	1	0.93%	1	0	0	0
Ron DeSantis	6	5.56%	5	0	1	0
Nikki R. Haley	5	4.63%	2	0	3	0
Vivek Ramaswamy	3	2.78%	3	0	0	0
Donald J. Trump	93	86.11%	58	11	23	1
Total Votes Cast	108	100.00%	69	11	27	1
Overvotes	0		0	0	0	0
Undervotes	3		2	0	1	0
Contest Totals	111		71	11	28	1

REP U.S. Senator

Vote For 1

	TOTAL	VOTE %	Election Day	Absentee Mail	Absentee Early Vote	Provisional
Matt Dolan	25	25.00%	13	2	10	0
Frank LaRose	37	37.00%	20	4	13	0
Bernie Moreno	38	38.00%	29	5	3	1
Total Votes Cast	100	100.00%	62	11	26	1
Overvotes	0		0	0	0	0
Undervotes	11		9	0	2	0
Contest Totals	111		71	11	28	1

0011 JACKSON TOWNSHIP

REP Representative to Congress (2nd District)

Vote For 1

	TOTAL	VOTE %	Election Day	Absentee Mail	Absentee Early Vote	Provisional
Niraj Antani	1	0.97%	1	0	0	0
Kim Georgeton	0	0.00%	0	0	0	0
Phil Heimlich	2	1.94%	1	0	1	0
Ron Hood	6	5.83%	3	0	3	0
Tom Hwang	4	3.88%	2	0	2	0
Larry Kidd	43	41.75%	36	5	2	0
Derek Myers	2	1.94%	1	0	1	0
Tim O'Hara	23	22.33%	10	5	7	1
Charles Tassell	1	0.97%	1	0	0	0
David J. Taylor	9	8.74%	5	1	3	0
Shane Wilkin	12	11.65%	5	0	7	0
Total Votes Cast	103	100.00%	65	11	26	1
Overvotes	0		0	0	0	0
Undervotes	8		6	0	2	0
Contest Totals	111		71	11	28	1

REP Justice of the Supreme Court FTC 1-1-25

Vote For 1

	TOTAL	VOTE %	Election Day	Absentee Mail	Absentee Early Vote	Provisional
Megan E. Shanahan	71	100.00%	42	10	19	0
Total Votes Cast	71	100.00%	42	10	19	0
Overvotes	0		0	0	0	0
Undervotes	40		29	1	9	1
Contest Totals	111		71	11	28	1

REP Justice of the Supreme Court FTC 1-2-25

Vote For 1

	TOTAL	VOTE %	Election Day	Absentee Mail	Absentee Early Vote	Provisional
Joseph T. Deters	69	100.00%	41	10	18	0
Total Votes Cast	69	100.00%	41	10	18	0
Overvotes	0		0	0	0	0
Undervotes	42		30	1	10	1
Contest Totals	111		71	11	28	1

REP Justice of the Supreme Court UTE 12-31-26

Vote For 1

	TOTAL	VOTE %	Election Day	Absentee Mail	Absentee Early Vote	Provisional
Daniel R. Hawkins	69	100.00%	40	9	20	0
Total Votes Cast	69	100.00%	40	9	20	0
Overvotes	0		0	0	0	0
Undervotes	42		31	2	8	1
Contest Totals	111		71	11	28	1

0011 JACKSON TOWNSHIP

REP Judge of the Court of Appeals (4th District) FTC 2-9-25

Vote For 1

	TOTAL	VOTE %	Election Day	Absentee Mail	Absentee Early Vote	Provisional
Jason P. Smith	72	100.00%	42	9	21	0
Total Votes Cast	72	100.00%	42	9	21	0
Overvotes	0		0	0	0	0
Undervotes	39		29	2	7	1
Contest Totals	111		71	11	28	1

REP Judge of the Court of Appeals (4th District) FTC 2-10-25

Vote For 1

	TOTAL	VOTE %	Election Day	Absentee Mail	Absentee Early Vote	Provisional
Mike Hess	72	100.00%	42	10	20	0
Total Votes Cast	72	100.00%	42	10	20	0
Overvotes	0		0	0	0	0
Undervotes	39		29	1	8	1
Contest Totals	111		71	11	28	1

REP Member of State Central Committee, Man (17th District)

Vote For 1

	TOTAL	VOTE %	Election Day	Absentee Mail	Absentee Early Vote	Provisional
David A. Glass	77	100.00%	44	11	21	1
Total Votes Cast	77	100.00%	44	11	21	1
Overvotes	0		0	0	0	0
Undervotes	34		27	0	7	0
Contest Totals	111		71	11	28	1

REP Member of State Central Committee, Woman (17th District)

Vote For 1

	TOTAL	VOTE %	Election Day	Absentee Mail	Absentee Early Vote	Provisional
Bonnie Ward	74	100.00%	42	11	21	0
Total Votes Cast	74	100.00%	42	11	21	0
Overvotes	0		0	0	0	0
Undervotes	37		29	0	7	1
Contest Totals	111		71	11	28	1

REP State Representative (92nd District)

Vote For 1

	TOTAL	VOTE %	Election Day	Absentee Mail	Absentee Early Vote	Provisional
Mark Johnson	77	100.00%	45	11	21	0
Total Votes Cast	77	100.00%	45	11	21	0
Overvotes	0		0	0	0	0
Undervotes	34		26	0	7	1
Contest Totals	111		71	11	28	1

0011 JACKSON TOWNSHIP

REP Judge of the Court of Common Pleas

Vote For 1

	TOTAL	VOTE %	Election Day	Absentee Mail	Absentee Early Vote	Provisional
James S. Payne	71	100.00%	44	9	18	0
Total Votes Cast	71	100.00%	44	9	18	0
Overvotes	0		0	0	0	0
Undervotes	40		27	2	10	1
Contest Totals	111		71	11	28	1

REP County Commissioner FTC 1-2-25

Vote For 1

	TOTAL	VOTE %	Election Day	Absentee Mail	Absentee Early Vote	Provisional
Kevin D. Cozad	52	54.74%	31	8	13	0
Mark D. Fout	43	45.26%	34	2	6	1
Total Votes Cast	95	100.00%	65	10	19	1
Overvotes	0		0	0	0	0
Undervotes	16		6	1	9	0
Contest Totals	111		71	11	28	1

REP County Commissioner FTC 1-3-25

Vote For 1

	TOTAL	VOTE %	Election Day	Absentee Mail	Absentee Early Vote	Provisional
Jeffery A. Harper III	68	67.33%	44	8	15	1
Charles W. Pittman	11	10.89%	10	0	1	0
William W. Wellman	22	21.78%	11	3	8	0
Total Votes Cast	101	100.00%	65	11	24	1
Overvotes	0		0	0	0	0
Undervotes	10		6	0	4	0
Contest Totals	111		71	11	28	1

REP Prosecuting Attorney

Vote For 1

	TOTAL	VOTE %	Election Day	Absentee Mail	Absentee Early Vote	Provisional
William Luther Archer Jr.	76	100.00%	49	9	18	0
Total Votes Cast	76	100.00%	49	9	18	0
Overvotes	0		0	0	0	0
Undervotes	35		22	2	10	1
Contest Totals	111		71	11	28	1

REP Clerk of the Court of Common Pleas

Vote For 1

	TOTAL	VOTE %	Election Day	Absentee Mail	Absentee Early Vote	Provisional
Jeremiah Randolph Griffith	88	100.00%	54	11	22	1
Total Votes Cast	88	100.00%	54	11	22	1
Overvotes	0		0	0	0	0
Undervotes	23		17	0	6	0
Contest Totals	111		71	11	28	1

0011 JACKSON TOWNSHIP

REP Sheriff

Vote For 1

	TOTAL	VOTE %	Election Day	Absentee Mail	Absentee Early Vote	Provisional
Ryan C. Cain	93	100.00%	59	11	23	0
Total Votes Cast	93	100.00%	59	11	23	0
Overvotes	0		0	0	0	0
Undervotes	18		12	0	5	1
Contest Totals	111		71	11	28	1

REP County Recorder

Vote For 1

	TOTAL	VOTE %	Election Day	Absentee Mail	Absentee Early Vote	Provisional
Erin D. Yates	90	100.00%	56	11	22	1
Total Votes Cast	90	100.00%	56	11	22	1
Overvotes	0		0	0	0	0
Undervotes	21		15	0	6	0
Contest Totals	111		71	11	28	1

REP County Treasurer

Vote For 1

	TOTAL	VOTE %	Election Day	Absentee Mail	Absentee Early Vote	Provisional
No Valid Petition Filed	0		0	0	0	0
Total Votes Cast	0		0	0	0	0
Overvotes	0		0	0	0	0
Undervotes	111		71	11	28	1
Contest Totals	111		71	11	28	1

REP County Engineer

Vote For 1

	TOTAL	VOTE %	Election Day	Absentee Mail	Absentee Early Vote	Provisional
Roy A. Depue	84	100.00%	54	9	20	1
Total Votes Cast	84	100.00%	54	9	20	1
Overvotes	0		0	0	0	0
Undervotes	27		17	2	8	0
Contest Totals	111		71	11	28	1

REP Coroner

Vote For 1

	TOTAL	VOTE %	Election Day	Absentee Mail	Absentee Early Vote	Provisional
No Valid Petition Filed	0		0	0	0	0
Total Votes Cast	0		0	0	0	0
Overvotes	0		0	0	0	0
Undervotes	111		71	11	28	1
Contest Totals	111		71	11	28	1

0012 KNOX TOWNSHIP

Statistics	TOTAL	Election Day	Absentee Mail	Absentee Early Vote	Provisional
Registered Voters - Total	403				
Registered Voters - DEMOCRATIC	53				
Registered Voters - REPUBLICAN	81				
Registered Voters - NONPARTISAN	269				
Ballots Cast - Total	165	133	18	14	0
Ballots Cast - DEMOCRATIC PARTY	30	19	8	3	0
Ballots Cast - REPUBLICAN PARTY	134	113	10	11	0
Ballots Cast - NONPARTISAN	1	1	0	0	0
Voter Turnout - Total	40.94%				
Voter Turnout - DEMOCRATIC PARTY	56.60%				
Voter Turnout - REPUBLICAN PARTY	165.43%				
Voter Turnout - NONPARTISAN	0.37%				

DEM Delegates-at-Large and Alternates-at-Large to the National Convention

Vote For 1	TOTAL	VOTE %	Election Day	Absentee Mail	Absentee Early Vote	Provisional
Joseph R. Biden Jr.	23	88.46%	13	7	3	0
Dean Phillips	3	11.54%	2	1	0	0
Total Votes Cast	26	100.00%	15	8	3	0
Overvotes	0		0	0	0	0
Undervotes	4		4	0	0	0
Contest Totals	30		19	8	3	0

DEM U.S. Senator

Vote For 1	TOTAL	VOTE %	Election Day	Absentee Mail	Absentee Early Vote	Provisional
Sherrod Brown	29	100.00%	18	8	3	0
Total Votes Cast	29	100.00%	18	8	3	0
Overvotes	0		0	0	0	0
Undervotes	1		1	0	0	0
Contest Totals	30		19	8	3	0

DEM Representative to Congress (2nd District)

Vote For 1	TOTAL	VOTE %	Election Day	Absentee Mail	Absentee Early Vote	Provisional
Samantha Meadows	22	78.57%	14	6	2	0
Withdrawn	6	21.43%	3	2	1	0
Total Votes Cast	28	100.00%	17	8	3	0
Overvotes	0		0	0	0	0
Undervotes	2		2	0	0	0
Contest Totals	30		19	8	3	0

0012 KNOX TOWNSHIP

DEM Justice of the Supreme Court FTC 1-1-25

Vote For 1

	TOTAL	VOTE %	Election Day	Absentee Mail	Absentee Early Vote	Provisional
Michael P. Donnelly	26	100.00%	16	8	2	0
Total Votes Cast	26	100.00%	16	8	2	0
Overvotes	0		0	0	0	0
Undervotes	4		3	0	1	0
Contest Totals	30		19	8	3	0

DEM Justice of the Supreme Court FTC 1-2-25

Vote For 1

	TOTAL	VOTE %	Election Day	Absentee Mail	Absentee Early Vote	Provisional
Melody J. Stewart	25	100.00%	16	7	2	0
Total Votes Cast	25	100.00%	16	7	2	0
Overvotes	0		0	0	0	0
Undervotes	5		3	1	1	0
Contest Totals	30		19	8	3	0

DEM Justice of the Supreme Court UTE 12-31-26

Vote For 1

	TOTAL	VOTE %	Election Day	Absentee Mail	Absentee Early Vote	Provisional
Lisa Forbes	13	52.00%	8	4	1	0
Terri Jamison	12	48.00%	7	3	2	0
Total Votes Cast	25	100.00%	15	7	3	0
Overvotes	0		0	0	0	0
Undervotes	5		4	1	0	0
Contest Totals	30		19	8	3	0

DEM Judge of the Court of Appeals (4th District) FTC 2-9-25

Vote For 1

	TOTAL	VOTE %	Election Day	Absentee Mail	Absentee Early Vote	Provisional
No Valid Petition Filed	0		0	0	0	0
Total Votes Cast	0		0	0	0	0
Overvotes	0		0	0	0	0
Undervotes	30		19	8	3	0
Contest Totals	30		19	8	3	0

DEM Judge of the Court of Appeals (4th District) FTC 2-10-25

Vote For 1

	TOTAL	VOTE %	Election Day	Absentee Mail	Absentee Early Vote	Provisional
No Valid Petition Filed	0		0	0	0	0
Total Votes Cast	0		0	0	0	0
Overvotes	0		0	0	0	0
Undervotes	30		19	8	3	0
Contest Totals	30		19	8	3	0

0012 KNOX TOWNSHIP

DEM State Representative (92nd District)

Vote For 1

	TOTAL	VOTE %	Election Day	Absentee Mail	Absentee Early Vote	Provisional
Arthur Donald Beatty	27	100.00%	16	8	3	0
Total Votes Cast	27	100.00%	16	8	3	0
Overvotes	0		0	0	0	0
Undervotes	3		3	0	0	0
Contest Totals	30		19	8	3	0

DEM Judge of the Court of Common Pleas

Vote For 1

	TOTAL	VOTE %	Election Day	Absentee Mail	Absentee Early Vote	Provisional
Laina Fetherolf Rogers	26	100.00%	16	8	2	0
Total Votes Cast	26	100.00%	16	8	2	0
Overvotes	0		0	0	0	0
Undervotes	4		3	0	1	0
Contest Totals	30		19	8	3	0

DEM County Commissioner FTC 1-2-25

Vote For 1

	TOTAL	VOTE %	Election Day	Absentee Mail	Absentee Early Vote	Provisional
No Valid Petition Filed	0		0	0	0	0
Total Votes Cast	0		0	0	0	0
Overvotes	0		0	0	0	0
Undervotes	30		19	8	3	0
Contest Totals	30		19	8	3	0

DEM County Commissioner FTC 1-3-25

Vote For 1

	TOTAL	VOTE %	Election Day	Absentee Mail	Absentee Early Vote	Provisional
Michael E. Betts	4	14.81%	3	1	0	0
Jeff Allan Fee	2	7.41%	2	0	0	0
Lynn Herrold	21	77.78%	12	7	2	0
Total Votes Cast	27	100.00%	17	8	2	0
Overvotes	0		0	0	0	0
Undervotes	3		2	0	1	0
Contest Totals	30		19	8	3	0

DEM Prosecuting Attorney

Vote For 1

	TOTAL	VOTE %	Election Day	Absentee Mail	Absentee Early Vote	Provisional
No Valid Petition Filed	0		0	0	0	0
Total Votes Cast	0		0	0	0	0
Overvotes	0		0	0	0	0
Undervotes	30		19	8	3	0
Contest Totals	30		19	8	3	0

0012 KNOX TOWNSHIP

DEM Clerk of the Court of Common Pleas

Vote For 1

	TOTAL	VOTE %	Election Day	Absentee Mail	Absentee Early Vote	Provisional
No Valid Petition Filed	0		0	0	0	0
Total Votes Cast	0		0	0	0	0
Overvotes	0		0	0	0	0
Undervotes	30		19	8	3	0
Contest Totals	30		19	8	3	0

DEM Sheriff

Vote For 1

	TOTAL	VOTE %	Election Day	Absentee Mail	Absentee Early Vote	Provisional
No Valid Petition Filed	0		0	0	0	0
Total Votes Cast	0		0	0	0	0
Overvotes	0		0	0	0	0
Undervotes	30		19	8	3	0
Contest Totals	30		19	8	3	0

DEM County Recorder

Vote For 1

	TOTAL	VOTE %	Election Day	Absentee Mail	Absentee Early Vote	Provisional
No Valid Petition Filed	0		0	0	0	0
Total Votes Cast	0		0	0	0	0
Overvotes	0		0	0	0	0
Undervotes	30		19	8	3	0
Contest Totals	30		19	8	3	0

DEM County Treasurer

Vote For 1

	TOTAL	VOTE %	Election Day	Absentee Mail	Absentee Early Vote	Provisional
Vicki Maxwell	27	100.00%	17	8	2	0
Total Votes Cast	27	100.00%	17	8	2	0
Overvotes	0		0	0	0	0
Undervotes	3		2	0	1	0
Contest Totals	30		19	8	3	0

DEM County Engineer

Vote For 1

	TOTAL	VOTE %	Election Day	Absentee Mail	Absentee Early Vote	Provisional
No Valid Petition Filed	0		0	0	0	0
Total Votes Cast	0		0	0	0	0
Overvotes	0		0	0	0	0
Undervotes	30		19	8	3	0
Contest Totals	30		19	8	3	0

0012 KNOX TOWNSHIP

DEM Coroner

Vote For 1

	TOTAL	VOTE %	Election Day	Absentee Mail	Absentee Early Vote	Provisional
No Valid Petition Filed	0		0	0	0	0
Total Votes Cast	0		0	0	0	0
Overvotes	0		0	0	0	0
Undervotes	30		19	8	3	0
Contest Totals	30		19	8	3	0

REP Delegates-at-Large and Alternates-at-Large to the National Convention

Vote For 1

	TOTAL	VOTE %	Election Day	Absentee Mail	Absentee Early Vote	Provisional
Chris Christie	2	1.53%	0	2	0	0
Ron DeSantis	1	0.76%	1	0	0	0
Nikki R. Haley	4	3.05%	1	1	2	0
Vivek Ramaswamy	2	1.53%	2	0	0	0
Donald J. Trump	122	93.13%	106	7	9	0
Total Votes Cast	131	100.00%	110	10	11	0
Overvotes	0		0	0	0	0
Undervotes	3		3	0	0	0
Contest Totals	134		113	10	11	0

REP District Delegates and District Alternates to the National Convention (2nd District)

Vote For 1

	TOTAL	VOTE %	Election Day	Absentee Mail	Absentee Early Vote	Provisional
Chris Christie	2	1.56%	0	2	0	0
Ron DeSantis	5	3.91%	5	0	0	0
Nikki R. Haley	7	5.47%	4	1	2	0
Vivek Ramaswamy	4	3.12%	4	0	0	0
Donald J. Trump	110	85.94%	95	7	8	0
Total Votes Cast	128	100.00%	108	10	10	0
Overvotes	0		0	0	0	0
Undervotes	6		5	0	1	0
Contest Totals	134		113	10	11	0

REP U.S. Senator

Vote For 1

	TOTAL	VOTE %	Election Day	Absentee Mail	Absentee Early Vote	Provisional
Matt Dolan	23	18.40%	15	4	4	0
Frank LaRose	46	36.80%	40	3	3	0
Bernie Moreno	56	44.80%	49	3	4	0
Total Votes Cast	125	100.00%	104	10	11	0
Overvotes	0		0	0	0	0
Undervotes	9		9	0	0	0
Contest Totals	134		113	10	11	0

0012 KNOX TOWNSHIP

REP Representative to Congress (2nd District)

Vote For 1

	TOTAL	VOTE %	Election Day	Absentee Mail	Absentee Early Vote	Provisional
Niraj Antani	5	3.91%	2	2	1	0
Kim Georgeton	2	1.56%	1	0	1	0
Phil Heimlich	4	3.12%	2	1	1	0
Ron Hood	19	14.84%	18	1	0	0
Tom Hwang	8	6.25%	8	0	0	0
Larry Kidd	35	27.34%	32	0	3	0
Derek Myers	5	3.91%	5	0	0	0
Tim O'Hara	26	20.31%	22	3	1	0
Charles Tassell	2	1.56%	2	0	0	0
David J. Taylor	13	10.16%	10	2	1	0
Shane Wilkin	9	7.03%	6	1	2	0
Total Votes Cast	128	100.00%	108	10	10	0
Overvotes	0		0	0	0	0
Undervotes	6		5	0	1	0
Contest Totals	134		113	10	11	0

REP Justice of the Supreme Court FTC 1-1-25

Vote For 1

	TOTAL	VOTE %	Election Day	Absentee Mail	Absentee Early Vote	Provisional
Megan E. Shanahan	97	100.00%	78	10	9	0
Total Votes Cast	97	100.00%	78	10	9	0
Overvotes	0		0	0	0	0
Undervotes	37		35	0	2	0
Contest Totals	134		113	10	11	0

REP Justice of the Supreme Court FTC 1-2-25

Vote For 1

	TOTAL	VOTE %	Election Day	Absentee Mail	Absentee Early Vote	Provisional
Joseph T. Deters	94	100.00%	75	10	9	0
Total Votes Cast	94	100.00%	75	10	9	0
Overvotes	0		0	0	0	0
Undervotes	40		38	0	2	0
Contest Totals	134		113	10	11	0

REP Justice of the Supreme Court UTE 12-31-26

Vote For 1

	TOTAL	VOTE %	Election Day	Absentee Mail	Absentee Early Vote	Provisional
Daniel R. Hawkins	94	100.00%	75	10	9	0
Total Votes Cast	94	100.00%	75	10	9	0
Overvotes	0		0	0	0	0
Undervotes	40		38	0	2	0
Contest Totals	134		113	10	11	0

0012 KNOX TOWNSHIP

REP Judge of the Court of Appeals (4th District) FTC 2-9-25

Vote For 1

	TOTAL	VOTE %	Election Day	Absentee Mail	Absentee Early Vote	Provisional
Jason P. Smith	89	100.00%	70	10	9	0
Total Votes Cast	89	100.00%	70	10	9	0
Overvotes	0		0	0	0	0
Undervotes	45		43	0	2	0
Contest Totals	134		113	10	11	0

REP Judge of the Court of Appeals (4th District) FTC 2-10-25

Vote For 1

	TOTAL	VOTE %	Election Day	Absentee Mail	Absentee Early Vote	Provisional
Mike Hess	96	100.00%	77	10	9	0
Total Votes Cast	96	100.00%	77	10	9	0
Overvotes	0		0	0	0	0
Undervotes	38		36	0	2	0
Contest Totals	134		113	10	11	0

REP Member of State Central Committee, Man (17th District)

Vote For 1

	TOTAL	VOTE %	Election Day	Absentee Mail	Absentee Early Vote	Provisional
David A. Glass	89	100.00%	70	10	9	0
Total Votes Cast	89	100.00%	70	10	9	0
Overvotes	0		0	0	0	0
Undervotes	45		43	0	2	0
Contest Totals	134		113	10	11	0

REP Member of State Central Committee, Woman (17th District)

Vote For 1

	TOTAL	VOTE %	Election Day	Absentee Mail	Absentee Early Vote	Provisional
Bonnie Ward	92	100.00%	73	10	9	0
Total Votes Cast	92	100.00%	73	10	9	0
Overvotes	0		0	0	0	0
Undervotes	42		40	0	2	0
Contest Totals	134		113	10	11	0

REP State Representative (92nd District)

Vote For 1

	TOTAL	VOTE %	Election Day	Absentee Mail	Absentee Early Vote	Provisional
Mark Johnson	98	100.00%	79	10	9	0
Total Votes Cast	98	100.00%	79	10	9	0
Overvotes	0		0	0	0	0
Undervotes	36		34	0	2	0
Contest Totals	134		113	10	11	0

0012 KNOX TOWNSHIP

REP Judge of the Court of Common Pleas

Vote For 1

	TOTAL	VOTE %	Election Day	Absentee Mail	Absentee Early Vote	Provisional
James S. Payne	101	100.00%	80	10	11	0
Total Votes Cast	101	100.00%	80	10	11	0
Overvotes	0		0	0	0	0
Undervotes	33		33	0	0	0
Contest Totals	134		113	10	11	0

REP County Commissioner FTC 1-2-25

Vote For 1

	TOTAL	VOTE %	Election Day	Absentee Mail	Absentee Early Vote	Provisional
Kevin D. Cozad	70	55.56%	57	6	7	0
Mark D. Fout	56	44.44%	49	3	4	0
Total Votes Cast	126	100.00%	106	9	11	0
Overvotes	1		0	1	0	0
Undervotes	7		7	0	0	0
Contest Totals	134		113	10	11	0

REP County Commissioner FTC 1-3-25

Vote For 1

	TOTAL	VOTE %	Election Day	Absentee Mail	Absentee Early Vote	Provisional
Jeffery A. Harper III	39	31.45%	31	3	5	0
Charles W. Pittman	51	41.13%	39	6	6	0
William W. Wellman	34	27.42%	33	1	0	0
Total Votes Cast	124	100.00%	103	10	11	0
Overvotes	0		0	0	0	0
Undervotes	10		10	0	0	0
Contest Totals	134		113	10	11	0

REP Prosecuting Attorney

Vote For 1

	TOTAL	VOTE %	Election Day	Absentee Mail	Absentee Early Vote	Provisional
William Luther Archer Jr.	92	100.00%	74	10	8	0
Total Votes Cast	92	100.00%	74	10	8	0
Overvotes	0		0	0	0	0
Undervotes	42		39	0	3	0
Contest Totals	134		113	10	11	0

REP Clerk of the Court of Common Pleas

Vote For 1

	TOTAL	VOTE %	Election Day	Absentee Mail	Absentee Early Vote	Provisional
Jeremiah Randolph Griffith	100	100.00%	82	10	8	0
Total Votes Cast	100	100.00%	82	10	8	0
Overvotes	0		0	0	0	0
Undervotes	34		31	0	3	0
Contest Totals	134		113	10	11	0

0012 KNOX TOWNSHIP

REP Sheriff

Vote For 1

	TOTAL	VOTE %	Election Day	Absentee Mail	Absentee Early Vote	Provisional
Ryan C. Cain	114	100.00%	96	10	8	0
Total Votes Cast	114	100.00%	96	10	8	0
Overvotes	0		0	0	0	0
Undervotes	20		17	0	3	0
Contest Totals	134		113	10	11	0

REP County Recorder

Vote For 1

	TOTAL	VOTE %	Election Day	Absentee Mail	Absentee Early Vote	Provisional
Erin D. Yates	106	100.00%	90	10	6	0
Total Votes Cast	106	100.00%	90	10	6	0
Overvotes	0		0	0	0	0
Undervotes	28		23	0	5	0
Contest Totals	134		113	10	11	0

REP County Treasurer

Vote For 1

	TOTAL	VOTE %	Election Day	Absentee Mail	Absentee Early Vote	Provisional
No Valid Petition Filed	0		0	0	0	0
Total Votes Cast	0		0	0	0	0
Overvotes	0		0	0	0	0
Undervotes	134		113	10	11	0
Contest Totals	134		113	10	11	0

REP County Engineer

Vote For 1

	TOTAL	VOTE %	Election Day	Absentee Mail	Absentee Early Vote	Provisional
Roy A. Depue	103	100.00%	85	10	8	0
Total Votes Cast	103	100.00%	85	10	8	0
Overvotes	0		0	0	0	0
Undervotes	31		28	0	3	0
Contest Totals	134		113	10	11	0

REP Coroner

Vote For 1

	TOTAL	VOTE %	Election Day	Absentee Mail	Absentee Early Vote	Provisional
No Valid Petition Filed	0		0	0	0	0
Total Votes Cast	0		0	0	0	0
Overvotes	0		0	0	0	0
Undervotes	134		113	10	11	0
Contest Totals	134		113	10	11	0

0012 KNOX TOWNSHIP

Proposed Income Tax (Renewal) ALEXANDER LOCAL S.D.

Vote For 1

	TOTAL	VOTE %	Election Day	Absentee Mail	Absentee Early Vote	Provisional
For the Tax	8	18.18%	8	0	0	0
Against the Tax	36	81.82%	34	0	2	0
Total Votes Cast	44	100.00%	42	0	2	0
Overvotes	0		0	0	0	0
Undervotes	3		3	0	0	0
Contest Totals	47		45	0	2	0

0013 ZALESKI CORP

Statistics	TOTAL	Election Day	Absentee Mail	Absentee Early Vote	Provisional
Registered Voters - Total	176				
Registered Voters - DEMOCRATIC	28				
Registered Voters - REPUBLICAN	39				
Registered Voters - NONPARTISAN	109				
Ballots Cast - Total	32	5	17	9	1
Ballots Cast - DEMOCRATIC PARTY	21	3	13	5	0
Ballots Cast - REPUBLICAN PARTY	11	2	4	4	1
Ballots Cast - NONPARTISAN	0	0	0	0	0
Voter Turnout - Total	18.18%				
Voter Turnout - DEMOCRATIC PARTY	75.00%				
Voter Turnout - REPUBLICAN PARTY	28.21%				
Voter Turnout - NONPARTISAN	0.00%				

DEM Delegates-at-Large and Alternates-at-Large to the National Convention

Vote For 1	TOTAL	VOTE %	Election Day	Absentee Mail	Absentee Early Vote	Provisional
Joseph R. Biden Jr.	15	83.33%	1	10	4	0
Dean Phillips	3	16.67%	1	1	1	0
Total Votes Cast	18	100.00%	2	11	5	0
Overvotes	0		0	0	0	0
Undervotes	3		1	2	0	0
Contest Totals	21		3	13	5	0

DEM U.S. Senator

Vote For 1	TOTAL	VOTE %	Election Day	Absentee Mail	Absentee Early Vote	Provisional
Sherrod Brown	19	100.00%	2	12	5	0
Total Votes Cast	19	100.00%	2	12	5	0
Overvotes	0		0	0	0	0
Undervotes	2		1	1	0	0
Contest Totals	21		3	13	5	0

DEM Representative to Congress (2nd District)

Vote For 1	TOTAL	VOTE %	Election Day	Absentee Mail	Absentee Early Vote	Provisional
Samantha Meadows	12	66.67%	3	5	4	0
Withdrawn	6	33.33%	0	5	1	0
Total Votes Cast	18	100.00%	3	10	5	0
Overvotes	0		0	0	0	0
Undervotes	3		0	3	0	0
Contest Totals	21		3	13	5	0

0013 ZALESKI CORP

DEM Justice of the Supreme Court FTC 1-1-25

Vote For 1

	TOTAL	VOTE %	Election Day	Absentee Mail	Absentee Early Vote	Provisional
Michael P. Donnelly	14	100.00%	3	7	4	0
Total Votes Cast	14	100.00%	3	7	4	0
Overvotes	0		0	0	0	0
Undervotes	7		0	6	1	0
Contest Totals	21		3	13	5	0

DEM Justice of the Supreme Court FTC 1-2-25

Vote For 1

	TOTAL	VOTE %	Election Day	Absentee Mail	Absentee Early Vote	Provisional
Melody J. Stewart	13	100.00%	3	7	3	0
Total Votes Cast	13	100.00%	3	7	3	0
Overvotes	0		0	0	0	0
Undervotes	8		0	6	2	0
Contest Totals	21		3	13	5	0

DEM Justice of the Supreme Court UTE 12-31-26

Vote For 1

	TOTAL	VOTE %	Election Day	Absentee Mail	Absentee Early Vote	Provisional
Lisa Forbes	10	62.50%	0	7	3	0
Terri Jamison	6	37.50%	3	3	0	0
Total Votes Cast	16	100.00%	3	10	3	0
Overvotes	0		0	0	0	0
Undervotes	5		0	3	2	0
Contest Totals	21		3	13	5	0

DEM Judge of the Court of Appeals (4th District) FTC 2-9-25

Vote For 1

	TOTAL	VOTE %	Election Day	Absentee Mail	Absentee Early Vote	Provisional
No Valid Petition Filed	0		0	0	0	0
Total Votes Cast	0		0	0	0	0
Overvotes	0		0	0	0	0
Undervotes	21		3	13	5	0
Contest Totals	21		3	13	5	0

DEM Judge of the Court of Appeals (4th District) FTC 2-10-25

Vote For 1

	TOTAL	VOTE %	Election Day	Absentee Mail	Absentee Early Vote	Provisional
No Valid Petition Filed	0		0	0	0	0
Total Votes Cast	0		0	0	0	0
Overvotes	0		0	0	0	0
Undervotes	21		3	13	5	0
Contest Totals	21		3	13	5	0

0013 ZALESKI CORP

DEM State Representative (92nd District)

Vote For 1

	TOTAL	VOTE %	Election Day	Absentee Mail	Absentee Early Vote	Provisional
Arthur Donald Beatty	12	100.00%	2	7	3	0
Total Votes Cast	12	100.00%	2	7	3	0
Overvotes	0		0	0	0	0
Undervotes	9		1	6	2	0
Contest Totals	21		3	13	5	0

DEM Judge of the Court of Common Pleas

Vote For 1

	TOTAL	VOTE %	Election Day	Absentee Mail	Absentee Early Vote	Provisional
Laina Fetherolf Rogers	19	100.00%	3	11	5	0
Total Votes Cast	19	100.00%	3	11	5	0
Overvotes	0		0	0	0	0
Undervotes	2		0	2	0	0
Contest Totals	21		3	13	5	0

DEM County Commissioner FTC 1-2-25

Vote For 1

	TOTAL	VOTE %	Election Day	Absentee Mail	Absentee Early Vote	Provisional
No Valid Petition Filed	0		0	0	0	0
Total Votes Cast	0		0	0	0	0
Overvotes	0		0	0	0	0
Undervotes	21		3	13	5	0
Contest Totals	21		3	13	5	0

DEM County Commissioner FTC 1-3-25

Vote For 1

	TOTAL	VOTE %	Election Day	Absentee Mail	Absentee Early Vote	Provisional
Michael E. Betts	3	14.29%	1	0	2	0
Jeff Allan Fee	1	4.76%	0	0	1	0
Lynn Herrold	17	80.95%	2	13	2	0
Total Votes Cast	21	100.00%	3	13	5	0
Overvotes	0		0	0	0	0
Undervotes	0		0	0	0	0
Contest Totals	21		3	13	5	0

DEM Prosecuting Attorney

Vote For 1

	TOTAL	VOTE %	Election Day	Absentee Mail	Absentee Early Vote	Provisional
No Valid Petition Filed	0		0	0	0	0
Total Votes Cast	0		0	0	0	0
Overvotes	0		0	0	0	0
Undervotes	21		3	13	5	0
Contest Totals	21		3	13	5	0

0013 ZALESKI CORP

DEM Clerk of the Court of Common Pleas

Vote For 1

	TOTAL	VOTE %	Election Day	Absentee Mail	Absentee Early Vote	Provisional
No Valid Petition Filed	0		0	0	0	0
Total Votes Cast	0		0	0	0	0
Overvotes	0		0	0	0	0
Undervotes	21		3	13	5	0
Contest Totals	21		3	13	5	0

DEM Sheriff

Vote For 1

	TOTAL	VOTE %	Election Day	Absentee Mail	Absentee Early Vote	Provisional
No Valid Petition Filed	0		0	0	0	0
Total Votes Cast	0		0	0	0	0
Overvotes	0		0	0	0	0
Undervotes	21		3	13	5	0
Contest Totals	21		3	13	5	0

DEM County Recorder

Vote For 1

	TOTAL	VOTE %	Election Day	Absentee Mail	Absentee Early Vote	Provisional
No Valid Petition Filed	0		0	0	0	0
Total Votes Cast	0		0	0	0	0
Overvotes	0		0	0	0	0
Undervotes	21		3	13	5	0
Contest Totals	21		3	13	5	0

DEM County Treasurer

Vote For 1

	TOTAL	VOTE %	Election Day	Absentee Mail	Absentee Early Vote	Provisional
Vicki Maxwell	19	100.00%	3	11	5	0
Total Votes Cast	19	100.00%	3	11	5	0
Overvotes	0		0	0	0	0
Undervotes	2		0	2	0	0
Contest Totals	21		3	13	5	0

DEM County Engineer

Vote For 1

	TOTAL	VOTE %	Election Day	Absentee Mail	Absentee Early Vote	Provisional
No Valid Petition Filed	0		0	0	0	0
Total Votes Cast	0		0	0	0	0
Overvotes	0		0	0	0	0
Undervotes	21		3	13	5	0
Contest Totals	21		3	13	5	0

0013 ZALESKI CORP

DEM Coroner

Vote For 1

	TOTAL	VOTE %	Election Day	Absentee Mail	Absentee Early Vote	Provisional
No Valid Petition Filed	0		0	0	0	0
Total Votes Cast	0		0	0	0	0
Overvotes	0		0	0	0	0
Undervotes	21		3	13	5	0
Contest Totals	21		3	13	5	0

REP Delegates-at-Large and Alternates-at-Large to the National Convention

Vote For 1

	TOTAL	VOTE %	Election Day	Absentee Mail	Absentee Early Vote	Provisional
Chris Christie	0	0.00%	0	0	0	0
Ron DeSantis	0	0.00%	0	0	0	0
Nikki R. Haley	1	9.09%	0	1	0	0
Vivek Ramaswamy	0	0.00%	0	0	0	0
Donald J. Trump	10	90.91%	2	3	4	1
Total Votes Cast	11	100.00%	2	4	4	1
Overvotes	0		0	0	0	0
Undervotes	0		0	0	0	0
Contest Totals	11		2	4	4	1

REP District Delegates and District Alternates to the National Convention (2nd District)

Vote For 1

	TOTAL	VOTE %	Election Day	Absentee Mail	Absentee Early Vote	Provisional
Chris Christie	0	0.00%	0	0	0	0
Ron DeSantis	0	0.00%	0	0	0	0
Nikki R. Haley	1	9.09%	0	1	0	0
Vivek Ramaswamy	0	0.00%	0	0	0	0
Donald J. Trump	10	90.91%	2	3	4	1
Total Votes Cast	11	100.00%	2	4	4	1
Overvotes	0		0	0	0	0
Undervotes	0		0	0	0	0
Contest Totals	11		2	4	4	1

REP U.S. Senator

Vote For 1

	TOTAL	VOTE %	Election Day	Absentee Mail	Absentee Early Vote	Provisional
Matt Dolan	4	50.00%	0	0	4	0
Frank LaRose	1	12.50%	0	1	0	0
Bernie Moreno	3	37.50%	1	1	0	1
Total Votes Cast	8	100.00%	1	2	4	1
Overvotes	0		0	0	0	0
Undervotes	3		1	2	0	0
Contest Totals	11		2	4	4	1

0013 ZALESKI CORP

REP Representative to Congress (2nd District)

Vote For 1

	TOTAL	VOTE %	Election Day	Absentee Mail	Absentee Early Vote	Provisional
Niraj Antani	0	0.00%	0	0	0	0
Kim Georgeton	0	0.00%	0	0	0	0
Phil Heimlich	0	0.00%	0	0	0	0
Ron Hood	1	10.00%	1	0	0	0
Tom Hwang	0	0.00%	0	0	0	0
Larry Kidd	4	40.00%	1	0	2	1
Derek Myers	0	0.00%	0	0	0	0
Tim O'Hara	1	10.00%	0	0	1	0
Charles Tassell	0	0.00%	0	0	0	0
David J. Taylor	2	20.00%	0	1	1	0
Shane Wilkin	2	20.00%	0	2	0	0
Total Votes Cast	10	100.00%	2	3	4	1
Overvotes	0		0	0	0	0
Undervotes	1		0	1	0	0
Contest Totals	11		2	4	4	1

REP Justice of the Supreme Court FTC 1-1-25

Vote For 1

	TOTAL	VOTE %	Election Day	Absentee Mail	Absentee Early Vote	Provisional
Megan E. Shanahan	7	100.00%	2	1	3	1
Total Votes Cast	7	100.00%	2	1	3	1
Overvotes	0		0	0	0	0
Undervotes	4		0	3	1	0
Contest Totals	11		2	4	4	1

REP Justice of the Supreme Court FTC 1-2-25

Vote For 1

	TOTAL	VOTE %	Election Day	Absentee Mail	Absentee Early Vote	Provisional
Joseph T. Deters	5	100.00%	2	0	2	1
Total Votes Cast	5	100.00%	2	0	2	1
Overvotes	0		0	0	0	0
Undervotes	6		0	4	2	0
Contest Totals	11		2	4	4	1

REP Justice of the Supreme Court UTE 12-31-26

Vote For 1

	TOTAL	VOTE %	Election Day	Absentee Mail	Absentee Early Vote	Provisional
Daniel R. Hawkins	6	100.00%	2	2	1	1
Total Votes Cast	6	100.00%	2	2	1	1
Overvotes	0		0	0	0	0
Undervotes	5		0	2	3	0
Contest Totals	11		2	4	4	1

0013 ZALESKI CORP

REP Judge of the Court of Appeals (4th District) FTC 2-9-25

Vote For 1

	TOTAL	VOTE %	Election Day	Absentee Mail	Absentee Early Vote	Provisional
Jason P. Smith	5	100.00%	2	0	2	1
Total Votes Cast	5	100.00%	2	0	2	1
Overvotes	0		0	0	0	0
Undervotes	6		0	4	2	0
Contest Totals	11		2	4	4	1

REP Judge of the Court of Appeals (4th District) FTC 2-10-25

Vote For 1

	TOTAL	VOTE %	Election Day	Absentee Mail	Absentee Early Vote	Provisional
Mike Hess	7	100.00%	2	1	3	1
Total Votes Cast	7	100.00%	2	1	3	1
Overvotes	0		0	0	0	0
Undervotes	4		0	3	1	0
Contest Totals	11		2	4	4	1

REP Member of State Central Committee, Man (17th District)

Vote For 1

	TOTAL	VOTE %	Election Day	Absentee Mail	Absentee Early Vote	Provisional
David A. Glass	5	100.00%	2	0	2	1
Total Votes Cast	5	100.00%	2	0	2	1
Overvotes	0		0	0	0	0
Undervotes	6		0	4	2	0
Contest Totals	11		2	4	4	1

REP Member of State Central Committee, Woman (17th District)

Vote For 1

	TOTAL	VOTE %	Election Day	Absentee Mail	Absentee Early Vote	Provisional
Bonnie Ward	6	100.00%	2	1	2	1
Total Votes Cast	6	100.00%	2	1	2	1
Overvotes	0		0	0	0	0
Undervotes	5		0	3	2	0
Contest Totals	11		2	4	4	1

REP State Representative (92nd District)

Vote For 1

	TOTAL	VOTE %	Election Day	Absentee Mail	Absentee Early Vote	Provisional
Mark Johnson	6	100.00%	2	1	2	1
Total Votes Cast	6	100.00%	2	1	2	1
Overvotes	0		0	0	0	0
Undervotes	5		0	3	2	0
Contest Totals	11		2	4	4	1

0013 ZALESKI CORP

REP Judge of the Court of Common Pleas

Vote For 1

	TOTAL	VOTE %	Election Day	Absentee Mail	Absentee Early Vote	Provisional
James S. Payne	9	100.00%	2	3	3	1
Total Votes Cast	9	100.00%	2	3	3	1
Overvotes	0		0	0	0	0
Undervotes	2		0	1	1	0
Contest Totals	11		2	4	4	1

REP County Commissioner FTC 1-2-25

Vote For 1

	TOTAL	VOTE %	Election Day	Absentee Mail	Absentee Early Vote	Provisional
Kevin D. Cozad	5	50.00%	1	1	3	0
Mark D. Fout	5	50.00%	0	3	1	1
Total Votes Cast	10	100.00%	1	4	4	1
Overvotes	0		0	0	0	0
Undervotes	1		1	0	0	0
Contest Totals	11		2	4	4	1

REP County Commissioner FTC 1-3-25

Vote For 1

	TOTAL	VOTE %	Election Day	Absentee Mail	Absentee Early Vote	Provisional
Jeffery A. Harper III	3	27.27%	0	0	3	0
Charles W. Pittman	3	27.27%	1	2	0	0
William W. Wellman	5	45.45%	1	2	1	1
Total Votes Cast	11	100.00%	2	4	4	1
Overvotes	0		0	0	0	0
Undervotes	0		0	0	0	0
Contest Totals	11		2	4	4	1

REP Prosecuting Attorney

Vote For 1

	TOTAL	VOTE %	Election Day	Absentee Mail	Absentee Early Vote	Provisional
William Luther Archer Jr.	6	100.00%	1	1	3	1
Total Votes Cast	6	100.00%	1	1	3	1
Overvotes	0		0	0	0	0
Undervotes	5		1	3	1	0
Contest Totals	11		2	4	4	1

REP Clerk of the Court of Common Pleas

Vote For 1

	TOTAL	VOTE %	Election Day	Absentee Mail	Absentee Early Vote	Provisional
Jeremiah Randolph Griffith	8	100.00%	2	2	3	1
Total Votes Cast	8	100.00%	2	2	3	1
Overvotes	0		0	0	0	0
Undervotes	3		0	2	1	0
Contest Totals	11		2	4	4	1

0013 ZALESKI CORP

REP Sheriff

Vote For 1

	TOTAL	VOTE %	Election Day	Absentee Mail	Absentee Early Vote	Provisional
Ryan C. Cain	8	100.00%	2	2	3	1
Total Votes Cast	8	100.00%	2	2	3	1
Overvotes	0		0	0	0	0
Undervotes	3		0	2	1	0
Contest Totals	11		2	4	4	1

REP County Recorder

Vote For 1

	TOTAL	VOTE %	Election Day	Absentee Mail	Absentee Early Vote	Provisional
Erin D. Yates	8	100.00%	2	2	3	1
Total Votes Cast	8	100.00%	2	2	3	1
Overvotes	0		0	0	0	0
Undervotes	3		0	2	1	0
Contest Totals	11		2	4	4	1

REP County Treasurer

Vote For 1

	TOTAL	VOTE %	Election Day	Absentee Mail	Absentee Early Vote	Provisional
No Valid Petition Filed	0		0	0	0	0
Total Votes Cast	0		0	0	0	0
Overvotes	0		0	0	0	0
Undervotes	11		2	4	4	1
Contest Totals	11		2	4	4	1

REP County Engineer

Vote For 1

	TOTAL	VOTE %	Election Day	Absentee Mail	Absentee Early Vote	Provisional
Roy A. Depue	8	100.00%	2	2	3	1
Total Votes Cast	8	100.00%	2	2	3	1
Overvotes	0		0	0	0	0
Undervotes	3		0	2	1	0
Contest Totals	11		2	4	4	1

REP Coroner

Vote For 1

	TOTAL	VOTE %	Election Day	Absentee Mail	Absentee Early Vote	Provisional
No Valid Petition Filed	0		0	0	0	0
Total Votes Cast	0		0	0	0	0
Overvotes	0		0	0	0	0
Undervotes	11		2	4	4	1
Contest Totals	11		2	4	4	1

0014 MADISON TOWNSHIP

Statistics	TOTAL	Election Day	Absentee Mail	Absentee Early Vote	Provisional
Registered Voters - Total	210				
Registered Voters - DEMOCRATIC	30				
Registered Voters - REPUBLICAN	66				
Registered Voters - NONPARTISAN	114				
Ballots Cast - Total	49	11	29	9	0
Ballots Cast - DEMOCRATIC PARTY	22	2	17	3	0
Ballots Cast - REPUBLICAN PARTY	27	9	12	6	0
Ballots Cast - NONPARTISAN	0	0	0	0	0
Voter Turnout - Total	23.33%				
Voter Turnout - DEMOCRATIC PARTY	73.33%				
Voter Turnout - REPUBLICAN PARTY	40.91%				
Voter Turnout - NONPARTISAN	0.00%				

DEM Delegates-at-Large and Alternates-at-Large to the National Convention

Vote For 1	TOTAL	VOTE %	Election Day	Absentee Mail	Absentee Early Vote	Provisional
Joseph R. Biden Jr.	15	71.43%	2	10	3	0
Dean Phillips	6	28.57%	0	6	0	0
Total Votes Cast	21	100.00%	2	16	3	0
Overvotes	0		0	0	0	0
Undervotes	1		0	1	0	0
Contest Totals	22		2	17	3	0

DEM U.S. Senator

Vote For 1	TOTAL	VOTE %	Election Day	Absentee Mail	Absentee Early Vote	Provisional
Sherrod Brown	21	100.00%	2	16	3	0
Total Votes Cast	21	100.00%	2	16	3	0
Overvotes	0		0	0	0	0
Undervotes	1		0	1	0	0
Contest Totals	22		2	17	3	0

DEM Representative to Congress (2nd District)

Vote For 1	TOTAL	VOTE %	Election Day	Absentee Mail	Absentee Early Vote	Provisional
Samantha Meadows	22	100.00%	2	17	3	0
Withdrawn	0	0.00%	0	0	0	0
Total Votes Cast	22	100.00%	2	17	3	0
Overvotes	0		0	0	0	0
Undervotes	0		0	0	0	0
Contest Totals	22		2	17	3	0

0014 MADISON TOWNSHIP

DEM Justice of the Supreme Court FTC 1-1-25

Vote For 1

	TOTAL	VOTE %	Election Day	Absentee Mail	Absentee Early Vote	Provisional
Michael P. Donnelly	20	100.00%	2	15	3	0
Total Votes Cast	20	100.00%	2	15	3	0
Overvotes	0		0	0	0	0
Undervotes	3		0	3	0	0
Contest Totals	23		2	18	3	0

DEM Justice of the Supreme Court FTC 1-2-25

Vote For 1

	TOTAL	VOTE %	Election Day	Absentee Mail	Absentee Early Vote	Provisional
Melody J. Stewart	20	100.00%	2	15	3	0
Total Votes Cast	20	100.00%	2	15	3	0
Overvotes	0		0	0	0	0
Undervotes	3		0	3	0	0
Contest Totals	23		2	18	3	0

DEM Justice of the Supreme Court UTE 12-31-26

Vote For 1

	TOTAL	VOTE %	Election Day	Absentee Mail	Absentee Early Vote	Provisional
Lisa Forbes	6	28.57%	0	5	1	0
Terri Jamison	15	71.43%	2	11	2	0
Total Votes Cast	21	100.00%	2	16	3	0
Overvotes	0		0	0	0	0
Undervotes	1		0	1	0	0
Contest Totals	22		2	17	3	0

DEM Judge of the Court of Appeals (4th District) FTC 2-9-25

Vote For 1

	TOTAL	VOTE %	Election Day	Absentee Mail	Absentee Early Vote	Provisional
No Valid Petition Filed	0		0	0	0	0
Total Votes Cast	0		0	0	0	0
Overvotes	0		0	0	0	0
Undervotes	23		2	18	3	0
Contest Totals	23		2	18	3	0

DEM Judge of the Court of Appeals (4th District) FTC 2-10-25

Vote For 1

	TOTAL	VOTE %	Election Day	Absentee Mail	Absentee Early Vote	Provisional
No Valid Petition Filed	0		0	0	0	0
Total Votes Cast	0		0	0	0	0
Overvotes	0		0	0	0	0
Undervotes	23		2	18	3	0
Contest Totals	23		2	18	3	0

0014 MADISON TOWNSHIP

DEM State Representative (92nd District)

Vote For 1

	TOTAL	VOTE %	Election Day	Absentee Mail	Absentee Early Vote	Provisional
Arthur Donald Beatty	20	100.00%	1	16	3	0
Total Votes Cast	20	100.00%	1	16	3	0
Overvotes	0		0	0	0	0
Undervotes	2		1	1	0	0
Contest Totals	22		2	17	3	0

DEM Judge of the Court of Common Pleas

Vote For 1

	TOTAL	VOTE %	Election Day	Absentee Mail	Absentee Early Vote	Provisional
Laina Fetherolf Rogers	15	100.00%	1	11	3	0
Total Votes Cast	15	100.00%	1	11	3	0
Overvotes	0		0	0	0	0
Undervotes	8		1	7	0	0
Contest Totals	23		2	18	3	0

DEM County Commissioner FTC 1-2-25

Vote For 1

	TOTAL	VOTE %	Election Day	Absentee Mail	Absentee Early Vote	Provisional
No Valid Petition Filed	0		0	0	0	0
Total Votes Cast	0		0	0	0	0
Overvotes	0		0	0	0	0
Undervotes	23		2	18	3	0
Contest Totals	23		2	18	3	0

DEM County Commissioner FTC 1-3-25

Vote For 1

	TOTAL	VOTE %	Election Day	Absentee Mail	Absentee Early Vote	Provisional
Michael E. Betts	3	13.64%	1	1	1	0
Jeff Allan Fee	1	4.55%	1	0	0	0
Lynn Herrold	18	81.82%	0	16	2	0
Total Votes Cast	22	100.00%	2	17	3	0
Overvotes	0		0	0	0	0
Undervotes	0		0	0	0	0
Contest Totals	22		2	17	3	0

DEM Prosecuting Attorney

Vote For 1

	TOTAL	VOTE %	Election Day	Absentee Mail	Absentee Early Vote	Provisional
No Valid Petition Filed	0		0	0	0	0
Total Votes Cast	0		0	0	0	0
Overvotes	0		0	0	0	0
Undervotes	23		2	18	3	0
Contest Totals	23		2	18	3	0

0014 MADISON TOWNSHIP

DEM Clerk of the Court of Common Pleas

Vote For 1

	TOTAL	VOTE %	Election Day	Absentee Mail	Absentee Early Vote	Provisional
No Valid Petition Filed	0		0	0	0	0
Total Votes Cast	0		0	0	0	0
Overvotes	0		0	0	0	0
Undervotes	23		2	18	3	0
Contest Totals	23		2	18	3	0

DEM Sheriff

Vote For 1

	TOTAL	VOTE %	Election Day	Absentee Mail	Absentee Early Vote	Provisional
No Valid Petition Filed	0		0	0	0	0
Total Votes Cast	0		0	0	0	0
Overvotes	0		0	0	0	0
Undervotes	23		2	18	3	0
Contest Totals	23		2	18	3	0

DEM County Recorder

Vote For 1

	TOTAL	VOTE %	Election Day	Absentee Mail	Absentee Early Vote	Provisional
No Valid Petition Filed	0		0	0	0	0
Total Votes Cast	0		0	0	0	0
Overvotes	0		0	0	0	0
Undervotes	23		2	18	3	0
Contest Totals	23		2	18	3	0

DEM County Treasurer

Vote For 1

	TOTAL	VOTE %	Election Day	Absentee Mail	Absentee Early Vote	Provisional
Vicki Maxwell	19	100.00%	2	14	3	0
Total Votes Cast	19	100.00%	2	14	3	0
Overvotes	0		0	0	0	0
Undervotes	4		0	4	0	0
Contest Totals	23		2	18	3	0

DEM County Engineer

Vote For 1

	TOTAL	VOTE %	Election Day	Absentee Mail	Absentee Early Vote	Provisional
No Valid Petition Filed	0		0	0	0	0
Total Votes Cast	0		0	0	0	0
Overvotes	0		0	0	0	0
Undervotes	23		2	18	3	0
Contest Totals	23		2	18	3	0

0014 MADISON TOWNSHIP

DEM Coroner

Vote For 1

	TOTAL	VOTE %	Election Day	Absentee Mail	Absentee Early Vote	Provisional
No Valid Petition Filed	0		0	0	0	0
Total Votes Cast	0		0	0	0	0
Overvotes	0		0	0	0	0
Undervotes	23		2	18	3	0
Contest Totals	23		2	18	3	0

REP Delegates-at-Large and Alternates-at-Large to the National Convention

Vote For 1

	TOTAL	VOTE %	Election Day	Absentee Mail	Absentee Early Vote	Provisional
Chris Christie	0	0.00%	0	0	0	0
Ron DeSantis	0	0.00%	0	0	0	0
Nikki R. Haley	0	0.00%	0	0	0	0
Vivek Ramaswamy	0	0.00%	0	0	0	0
Donald J. Trump	25	100.00%	9	11	5	0
Total Votes Cast	25	100.00%	9	11	5	0
Overvotes	1		0	1	0	0
Undervotes	1		0	0	1	0
Contest Totals	27		9	12	6	0

REP District Delegates and District Alternates to the National Convention (2nd District)

Vote For 1

	TOTAL	VOTE %	Election Day	Absentee Mail	Absentee Early Vote	Provisional
Chris Christie	0	0.00%	0	0	0	0
Ron DeSantis	1	3.85%	0	1	0	0
Nikki R. Haley	0	0.00%	0	0	0	0
Vivek Ramaswamy	1	3.85%	1	0	0	0
Donald J. Trump	24	92.31%	8	10	6	0
Total Votes Cast	26	100.00%	9	11	6	0
Overvotes	1		0	1	0	0
Undervotes	0		0	0	0	0
Contest Totals	27		9	12	6	0

REP U.S. Senator

Vote For 1

	TOTAL	VOTE %	Election Day	Absentee Mail	Absentee Early Vote	Provisional
Matt Dolan	4	16.00%	1	2	1	0
Frank LaRose	14	56.00%	3	7	4	0
Bernie Moreno	7	28.00%	5	2	0	0
Total Votes Cast	25	100.00%	9	11	5	0
Overvotes	0		0	0	0	0
Undervotes	2		0	1	1	0
Contest Totals	27		9	12	6	0

0014 MADISON TOWNSHIP

REP Representative to Congress (2nd District)

Vote For 1

	TOTAL	VOTE %	Election Day	Absentee Mail	Absentee Early Vote	Provisional
Niraj Antani	0	0.00%	0	0	0	0
Kim Georgeton	0	0.00%	0	0	0	0
Phil Heimlich	1	4.17%	1	0	0	0
Ron Hood	6	25.00%	2	4	0	0
Tom Hwang	2	8.33%	0	0	2	0
Larry Kidd	10	41.67%	1	5	4	0
Derek Myers	0	0.00%	0	0	0	0
Tim O'Hara	2	8.33%	2	0	0	0
Charles Tassell	0	0.00%	0	0	0	0
David J. Taylor	3	12.50%	1	2	0	0
Shane Wilkin	0	0.00%	0	0	0	0
Total Votes Cast	24	100.00%	7	11	6	0
Overvotes	0		0	0	0	0
Undervotes	3		2	1	0	0
Contest Totals	27		9	12	6	0

REP Justice of the Supreme Court FTC 1-1-25

Vote For 1

	TOTAL	VOTE %	Election Day	Absentee Mail	Absentee Early Vote	Provisional
Megan E. Shanahan	21	100.00%	8	10	3	0
Total Votes Cast	21	100.00%	8	10	3	0
Overvotes	0		0	0	0	0
Undervotes	6		1	2	3	0
Contest Totals	27		9	12	6	0

REP Justice of the Supreme Court FTC 1-2-25

Vote For 1

	TOTAL	VOTE %	Election Day	Absentee Mail	Absentee Early Vote	Provisional
Joseph T. Deters	22	100.00%	8	11	3	0
Total Votes Cast	22	100.00%	8	11	3	0
Overvotes	0		0	0	0	0
Undervotes	5		1	1	3	0
Contest Totals	27		9	12	6	0

REP Justice of the Supreme Court UTE 12-31-26

Vote For 1

	TOTAL	VOTE %	Election Day	Absentee Mail	Absentee Early Vote	Provisional
Daniel R. Hawkins	22	100.00%	8	11	3	0
Total Votes Cast	22	100.00%	8	11	3	0
Overvotes	0		0	0	0	0
Undervotes	5		1	1	3	0
Contest Totals	27		9	12	6	0

0014 MADISON TOWNSHIP

REP Judge of the Court of Appeals (4th District) FTC 2-9-25

Vote For 1

	TOTAL	VOTE %	Election Day	Absentee Mail	Absentee Early Vote	Provisional
Jason P. Smith	21	100.00%	7	11	3	0
Total Votes Cast	21	100.00%	7	11	3	0
Overvotes	0		0	0	0	0
Undervotes	6		2	1	3	0
Contest Totals	27		9	12	6	0

REP Judge of the Court of Appeals (4th District) FTC 2-10-25

Vote For 1

	TOTAL	VOTE %	Election Day	Absentee Mail	Absentee Early Vote	Provisional
Mike Hess	21	100.00%	7	11	3	0
Total Votes Cast	21	100.00%	7	11	3	0
Overvotes	0		0	0	0	0
Undervotes	6		2	1	3	0
Contest Totals	27		9	12	6	0

REP Member of State Central Committee, Man (17th District)

Vote For 1

	TOTAL	VOTE %	Election Day	Absentee Mail	Absentee Early Vote	Provisional
David A. Glass	20	100.00%	7	10	3	0
Total Votes Cast	20	100.00%	7	10	3	0
Overvotes	0		0	0	0	0
Undervotes	7		2	2	3	0
Contest Totals	27		9	12	6	0

REP Member of State Central Committee, Woman (17th District)

Vote For 1

	TOTAL	VOTE %	Election Day	Absentee Mail	Absentee Early Vote	Provisional
Bonnie Ward	20	100.00%	7	10	3	0
Total Votes Cast	20	100.00%	7	10	3	0
Overvotes	0		0	0	0	0
Undervotes	7		2	2	3	0
Contest Totals	27		9	12	6	0

REP State Representative (92nd District)

Vote For 1

	TOTAL	VOTE %	Election Day	Absentee Mail	Absentee Early Vote	Provisional
Mark Johnson	20	100.00%	7	10	3	0
Total Votes Cast	20	100.00%	7	10	3	0
Overvotes	0		0	0	0	0
Undervotes	7		2	2	3	0
Contest Totals	27		9	12	6	0

0014 MADISON TOWNSHIP

REP Judge of the Court of Common Pleas

Vote For 1

	TOTAL	VOTE %	Election Day	Absentee Mail	Absentee Early Vote	Provisional
James S. Payne	19	100.00%	7	10	2	0
Total Votes Cast	19	100.00%	7	10	2	0
Overvotes	0		0	0	0	0
Undervotes	8		2	2	4	0
Contest Totals	27		9	12	6	0

REP County Commissioner FTC 1-2-25

Vote For 1

	TOTAL	VOTE %	Election Day	Absentee Mail	Absentee Early Vote	Provisional
Kevin D. Cozad	21	87.50%	9	9	3	0
Mark D. Fout	3	12.50%	0	2	1	0
Total Votes Cast	24	100.00%	9	11	4	0
Overvotes	0		0	0	0	0
Undervotes	3		0	1	2	0
Contest Totals	27		9	12	6	0

REP County Commissioner FTC 1-3-25

Vote For 1

	TOTAL	VOTE %	Election Day	Absentee Mail	Absentee Early Vote	Provisional
Jeffery A. Harper III	11	40.74%	4	5	2	0
Charles W. Pittman	6	22.22%	4	0	2	0
William W. Wellman	10	37.04%	1	7	2	0
Total Votes Cast	27	100.00%	9	12	6	0
Overvotes	0		0	0	0	0
Undervotes	0		0	0	0	0
Contest Totals	27		9	12	6	0

REP Prosecuting Attorney

Vote For 1

	TOTAL	VOTE %	Election Day	Absentee Mail	Absentee Early Vote	Provisional
William Luther Archer Jr.	17	100.00%	7	8	2	0
Total Votes Cast	17	100.00%	7	8	2	0
Overvotes	0		0	0	0	0
Undervotes	10		2	4	4	0
Contest Totals	27		9	12	6	0

REP Clerk of the Court of Common Pleas

Vote For 1

	TOTAL	VOTE %	Election Day	Absentee Mail	Absentee Early Vote	Provisional
Jeremiah Randolph Griffith	22	100.00%	7	12	3	0
Total Votes Cast	22	100.00%	7	12	3	0
Overvotes	0		0	0	0	0
Undervotes	5		2	0	3	0
Contest Totals	27		9	12	6	0

0014 MADISON TOWNSHIP

REP Sheriff

Vote For 1

	TOTAL	VOTE %	Election Day	Absentee Mail	Absentee Early Vote	Provisional
Ryan C. Cain	21	100.00%	7	12	2	0
Total Votes Cast	21	100.00%	7	12	2	0
Overvotes	0		0	0	0	0
Undervotes	6		2	0	4	0
Contest Totals	27		9	12	6	0

REP County Recorder

Vote For 1

	TOTAL	VOTE %	Election Day	Absentee Mail	Absentee Early Vote	Provisional
Erin D. Yates	22	100.00%	7	12	3	0
Total Votes Cast	22	100.00%	7	12	3	0
Overvotes	0		0	0	0	0
Undervotes	5		2	0	3	0
Contest Totals	27		9	12	6	0

REP County Treasurer

Vote For 1

	TOTAL	VOTE %	Election Day	Absentee Mail	Absentee Early Vote	Provisional
No Valid Petition Filed	0		0	0	0	0
Total Votes Cast	0		0	0	0	0
Overvotes	0		0	0	0	0
Undervotes	27		9	12	6	0
Contest Totals	27		9	12	6	0

REP County Engineer

Vote For 1

	TOTAL	VOTE %	Election Day	Absentee Mail	Absentee Early Vote	Provisional
Roy A. Depue	19	100.00%	6	10	3	0
Total Votes Cast	19	100.00%	6	10	3	0
Overvotes	0		0	0	0	0
Undervotes	8		3	2	3	0
Contest Totals	27		9	12	6	0

REP Coroner

Vote For 1

	TOTAL	VOTE %	Election Day	Absentee Mail	Absentee Early Vote	Provisional
No Valid Petition Filed	0		0	0	0	0
Total Votes Cast	0		0	0	0	0
Overvotes	0		0	0	0	0
Undervotes	27		9	12	6	0
Contest Totals	27		9	12	6	0

0015 RICHLAND NORTHWEST

Statistics	TOTAL	Election Day	Absentee Mail	Absentee Early Vote	Provisional
Registered Voters - Total	547				
Registered Voters - DEMOCRATIC	30				
Registered Voters - REPUBLICAN	139				
Registered Voters - NONPARTISAN	378				
Ballots Cast - Total	160	127	16	17	0
Ballots Cast - DEMOCRATIC PARTY	23	16	3	4	0
Ballots Cast - REPUBLICAN PARTY	137	111	13	13	0
Ballots Cast - NONPARTISAN	0	0	0	0	0
Voter Turnout - Total	29.25%				
Voter Turnout - DEMOCRATIC PARTY	76.67%				
Voter Turnout - REPUBLICAN PARTY	98.56%				
Voter Turnout - NONPARTISAN	0.00%				

DEM Delegates-at-Large and Alternates-at-Large to the National Convention

Vote For 1	TOTAL	VOTE %	Election Day	Absentee Mail	Absentee Early Vote	Provisional
Joseph R. Biden Jr.	10	50.00%	6	2	2	0
Dean Phillips	10	50.00%	8	1	1	0
Total Votes Cast	20	100.00%	14	3	3	0
Overvotes	0		0	0	0	0
Undervotes	3		2	0	1	0
Contest Totals	23		16	3	4	0

DEM U.S. Senator

Vote For 1	TOTAL	VOTE %	Election Day	Absentee Mail	Absentee Early Vote	Provisional
Sherrod Brown	20	100.00%	13	3	4	0
Total Votes Cast	20	100.00%	13	3	4	0
Overvotes	0		0	0	0	0
Undervotes	3		3	0	0	0
Contest Totals	23		16	3	4	0

DEM Representative to Congress (2nd District)

Vote For 1	TOTAL	VOTE %	Election Day	Absentee Mail	Absentee Early Vote	Provisional
Samantha Meadows	13	68.42%	10	0	3	0
Withdrawn	6	31.58%	3	3	0	0
Total Votes Cast	19	100.00%	13	3	3	0
Overvotes	0		0	0	0	0
Undervotes	4		3	0	1	0
Contest Totals	23		16	3	4	0

0015 RICHLAND NORTHWEST

DEM Justice of the Supreme Court FTC 1-1-25

Vote For 1

	TOTAL	VOTE %	Election Day	Absentee Mail	Absentee Early Vote	Provisional
Michael P. Donnelly	17	100.00%	10	3	4	0
Total Votes Cast	17	100.00%	10	3	4	0
Overvotes	0		0	0	0	0
Undervotes	6		6	0	0	0
Contest Totals	23		16	3	4	0

DEM Justice of the Supreme Court FTC 1-2-25

Vote For 1

	TOTAL	VOTE %	Election Day	Absentee Mail	Absentee Early Vote	Provisional
Melody J. Stewart	15	100.00%	12	1	2	0
Total Votes Cast	15	100.00%	12	1	2	0
Overvotes	0		0	0	0	0
Undervotes	8		4	2	2	0
Contest Totals	23		16	3	4	0

DEM Justice of the Supreme Court UTE 12-31-26

Vote For 1

	TOTAL	VOTE %	Election Day	Absentee Mail	Absentee Early Vote	Provisional
Lisa Forbes	16	76.19%	10	2	4	0
Terri Jamison	5	23.81%	4	1	0	0
Total Votes Cast	21	100.00%	14	3	4	0
Overvotes	0		0	0	0	0
Undervotes	2		2	0	0	0
Contest Totals	23		16	3	4	0

DEM Judge of the Court of Appeals (4th District) FTC 2-9-25

Vote For 1

	TOTAL	VOTE %	Election Day	Absentee Mail	Absentee Early Vote	Provisional
No Valid Petition Filed	0		0	0	0	0
Total Votes Cast	0		0	0	0	0
Overvotes	0		0	0	0	0
Undervotes	23		16	3	4	0
Contest Totals	23		16	3	4	0

DEM Judge of the Court of Appeals (4th District) FTC 2-10-25

Vote For 1

	TOTAL	VOTE %	Election Day	Absentee Mail	Absentee Early Vote	Provisional
No Valid Petition Filed	0		0	0	0	0
Total Votes Cast	0		0	0	0	0
Overvotes	0		0	0	0	0
Undervotes	23		16	3	4	0
Contest Totals	23		16	3	4	0

0015 RICHLAND NORTHWEST

DEM State Representative (92nd District)

Vote For 1

	TOTAL	VOTE %	Election Day	Absentee Mail	Absentee Early Vote	Provisional
Arthur Donald Beatty	18	100.00%	11	3	4	0
Total Votes Cast	18	100.00%	11	3	4	0
Overvotes	0		0	0	0	0
Undervotes	5		5	0	0	0
Contest Totals	23		16	3	4	0

DEM Judge of the Court of Common Pleas

Vote For 1

	TOTAL	VOTE %	Election Day	Absentee Mail	Absentee Early Vote	Provisional
Laina Fetherolf Rogers	18	100.00%	13	1	4	0
Total Votes Cast	18	100.00%	13	1	4	0
Overvotes	0		0	0	0	0
Undervotes	5		3	2	0	0
Contest Totals	23		16	3	4	0

DEM County Commissioner FTC 1-2-25

Vote For 1

	TOTAL	VOTE %	Election Day	Absentee Mail	Absentee Early Vote	Provisional
No Valid Petition Filed	0		0	0	0	0
Total Votes Cast	0		0	0	0	0
Overvotes	0		0	0	0	0
Undervotes	23		16	3	4	0
Contest Totals	23		16	3	4	0

DEM County Commissioner FTC 1-3-25

Vote For 1

	TOTAL	VOTE %	Election Day	Absentee Mail	Absentee Early Vote	Provisional
Michael E. Betts	7	31.82%	7	0	0	0
Jeff Allan Fee	15	68.18%	8	3	4	0
Lynn Herrold	0	0.00%	0	0	0	0
Total Votes Cast	22	100.00%	15	3	4	0
Overvotes	0		0	0	0	0
Undervotes	1		1	0	0	0
Contest Totals	23		16	3	4	0

DEM Prosecuting Attorney

Vote For 1

	TOTAL	VOTE %	Election Day	Absentee Mail	Absentee Early Vote	Provisional
No Valid Petition Filed	0		0	0	0	0
Total Votes Cast	0		0	0	0	0
Overvotes	0		0	0	0	0
Undervotes	23		16	3	4	0
Contest Totals	23		16	3	4	0

0015 RICHLAND NORTHWEST

DEM Clerk of the Court of Common Pleas

Vote For 1

	TOTAL	VOTE %	Election Day	Absentee Mail	Absentee Early Vote	Provisional
No Valid Petition Filed	0		0	0	0	0
Total Votes Cast	0		0	0	0	0
Overvotes	0		0	0	0	0
Undervotes	23		16	3	4	0
Contest Totals	23		16	3	4	0

DEM Sheriff

Vote For 1

	TOTAL	VOTE %	Election Day	Absentee Mail	Absentee Early Vote	Provisional
No Valid Petition Filed	0		0	0	0	0
Total Votes Cast	0		0	0	0	0
Overvotes	0		0	0	0	0
Undervotes	23		16	3	4	0
Contest Totals	23		16	3	4	0

DEM County Recorder

Vote For 1

	TOTAL	VOTE %	Election Day	Absentee Mail	Absentee Early Vote	Provisional
No Valid Petition Filed	0		0	0	0	0
Total Votes Cast	0		0	0	0	0
Overvotes	0		0	0	0	0
Undervotes	23		16	3	4	0
Contest Totals	23		16	3	4	0

DEM County Treasurer

Vote For 1

	TOTAL	VOTE %	Election Day	Absentee Mail	Absentee Early Vote	Provisional
Vicki Maxwell	21	100.00%	14	3	4	0
Total Votes Cast	21	100.00%	14	3	4	0
Overvotes	0		0	0	0	0
Undervotes	2		2	0	0	0
Contest Totals	23		16	3	4	0

DEM County Engineer

Vote For 1

	TOTAL	VOTE %	Election Day	Absentee Mail	Absentee Early Vote	Provisional
No Valid Petition Filed	0		0	0	0	0
Total Votes Cast	0		0	0	0	0
Overvotes	0		0	0	0	0
Undervotes	23		16	3	4	0
Contest Totals	23		16	3	4	0

0015 RICHLAND NORTHWEST

DEM Coroner

Vote For 1

	TOTAL	VOTE %	Election Day	Absentee Mail	Absentee Early Vote	Provisional
No Valid Petition Filed	0		0	0	0	0
Total Votes Cast	0		0	0	0	0
Overvotes	0		0	0	0	0
Undervotes	23		16	3	4	0
Contest Totals	23		16	3	4	0

REP Delegates-at-Large and Alternates-at-Large to the National Convention

Vote For 1

	TOTAL	VOTE %	Election Day	Absentee Mail	Absentee Early Vote	Provisional
Chris Christie	0	0.00%	0	0	0	0
Ron DeSantis	2	1.50%	2	0	0	0
Nikki R. Haley	4	3.01%	2	0	2	0
Vivek Ramaswamy	1	0.75%	1	0	0	0
Donald J. Trump	126	94.74%	102	13	11	0
Total Votes Cast	133	100.00%	107	13	13	0
Overvotes	0		0	0	0	0
Undervotes	4		4	0	0	0
Contest Totals	137		111	13	13	0

REP District Delegates and District Alternates to the National Convention (2nd District)

Vote For 1

	TOTAL	VOTE %	Election Day	Absentee Mail	Absentee Early Vote	Provisional
Chris Christie	0	0.00%	0	0	0	0
Ron DeSantis	2	1.55%	2	0	0	0
Nikki R. Haley	5	3.88%	3	0	2	0
Vivek Ramaswamy	1	0.78%	1	0	0	0
Donald J. Trump	121	93.80%	97	13	11	0
Total Votes Cast	129	100.00%	103	13	13	0
Overvotes	0		0	0	0	0
Undervotes	8		8	0	0	0
Contest Totals	137		111	13	13	0

REP U.S. Senator

Vote For 1

	TOTAL	VOTE %	Election Day	Absentee Mail	Absentee Early Vote	Provisional
Matt Dolan	25	21.37%	14	7	4	0
Frank LaRose	28	23.93%	22	3	3	0
Bernie Moreno	64	54.70%	58	3	3	0
Total Votes Cast	117	100.00%	94	13	10	0
Overvotes	0		0	0	0	0
Undervotes	20		17	0	3	0
Contest Totals	137		111	13	13	0

0015 RICHLAND NORTHWEST

REP Representative to Congress (2nd District)

Vote For 1

	TOTAL	VOTE %	Election Day	Absentee Mail	Absentee Early Vote	Provisional
Niraj Antani	4	3.17%	3	1	0	0
Kim Georgeton	1	0.79%	0	0	1	0
Phil Heimlich	2	1.59%	1	1	0	0
Ron Hood	17	13.49%	17	0	0	0
Tom Hwang	4	3.17%	2	1	1	0
Larry Kidd	56	44.44%	48	1	7	0
Derek Myers	2	1.59%	0	2	0	0
Tim O'Hara	19	15.08%	13	5	1	0
Charles Tassell	1	0.79%	1	0	0	0
David J. Taylor	12	9.52%	11	1	0	0
Shane Wilkin	8	6.35%	5	1	2	0
Total Votes Cast	126	100.00%	101	13	12	0
Overvotes	0		0	0	0	0
Undervotes	11		10	0	1	0
Contest Totals	137		111	13	13	0

REP Justice of the Supreme Court FTC 1-1-25

Vote For 1

	TOTAL	VOTE %	Election Day	Absentee Mail	Absentee Early Vote	Provisional
Megan E. Shanahan	85	100.00%	71	5	9	0
Total Votes Cast	85	100.00%	71	5	9	0
Overvotes	0		0	0	0	0
Undervotes	52		40	8	4	0
Contest Totals	137		111	13	13	0

REP Justice of the Supreme Court FTC 1-2-25

Vote For 1

	TOTAL	VOTE %	Election Day	Absentee Mail	Absentee Early Vote	Provisional
Joseph T. Deters	85	100.00%	70	7	8	0
Total Votes Cast	85	100.00%	70	7	8	0
Overvotes	0		0	0	0	0
Undervotes	52		41	6	5	0
Contest Totals	137		111	13	13	0

REP Justice of the Supreme Court UTE 12-31-26

Vote For 1

	TOTAL	VOTE %	Election Day	Absentee Mail	Absentee Early Vote	Provisional
Daniel R. Hawkins	86	100.00%	72	6	8	0
Total Votes Cast	86	100.00%	72	6	8	0
Overvotes	0		0	0	0	0
Undervotes	51		39	7	5	0
Contest Totals	137		111	13	13	0

0015 RICHLAND NORTHWEST

REP Judge of the Court of Appeals (4th District) FTC 2-9-25

Vote For 1

	TOTAL	VOTE %	Election Day	Absentee Mail	Absentee Early Vote	Provisional
Jason P. Smith	90	100.00%	75	6	9	0
Total Votes Cast	90	100.00%	75	6	9	0
Overvotes	0		0	0	0	0
Undervotes	47		36	7	4	0
Contest Totals	137		111	13	13	0

REP Judge of the Court of Appeals (4th District) FTC 2-10-25

Vote For 1

	TOTAL	VOTE %	Election Day	Absentee Mail	Absentee Early Vote	Provisional
Mike Hess	88	100.00%	72	7	9	0
Total Votes Cast	88	100.00%	72	7	9	0
Overvotes	0		0	0	0	0
Undervotes	49		39	6	4	0
Contest Totals	137		111	13	13	0

REP Member of State Central Committee, Man (17th District)

Vote For 1

	TOTAL	VOTE %	Election Day	Absentee Mail	Absentee Early Vote	Provisional
David A. Glass	91	100.00%	75	7	9	0
Total Votes Cast	91	100.00%	75	7	9	0
Overvotes	0		0	0	0	0
Undervotes	46		36	6	4	0
Contest Totals	137		111	13	13	0

REP Member of State Central Committee, Woman (17th District)

Vote For 1

	TOTAL	VOTE %	Election Day	Absentee Mail	Absentee Early Vote	Provisional
Bonnie Ward	85	100.00%	71	6	8	0
Total Votes Cast	85	100.00%	71	6	8	0
Overvotes	0		0	0	0	0
Undervotes	52		40	7	5	0
Contest Totals	137		111	13	13	0

REP State Representative (92nd District)

Vote For 1

	TOTAL	VOTE %	Election Day	Absentee Mail	Absentee Early Vote	Provisional
Mark Johnson	97	100.00%	81	6	10	0
Total Votes Cast	97	100.00%	81	6	10	0
Overvotes	0		0	0	0	0
Undervotes	40		30	7	3	0
Contest Totals	137		111	13	13	0

0015 RICHLAND NORTHWEST

REP Judge of the Court of Common Pleas

Vote For 1

	TOTAL	VOTE %	Election Day	Absentee Mail	Absentee Early Vote	Provisional
James S. Payne	88	100.00%	73	7	8	0
Total Votes Cast	88	100.00%	73	7	8	0
Overvotes	0		0	0	0	0
Undervotes	49		38	6	5	0
Contest Totals	137		111	13	13	0

REP County Commissioner FTC 1-2-25

Vote For 1

	TOTAL	VOTE %	Election Day	Absentee Mail	Absentee Early Vote	Provisional
Kevin D. Cozad	69	53.49%	52	9	8	0
Mark D. Fout	60	46.51%	51	4	5	0
Total Votes Cast	129	100.00%	103	13	13	0
Overvotes	0		0	0	0	0
Undervotes	8		8	0	0	0
Contest Totals	137		111	13	13	0

REP County Commissioner FTC 1-3-25

Vote For 1

	TOTAL	VOTE %	Election Day	Absentee Mail	Absentee Early Vote	Provisional
Jeffery A. Harper III	82	64.57%	66	8	8	0
Charles W. Pittman	10	7.87%	7	2	1	0
William W. Wellman	35	27.56%	29	3	3	0
Total Votes Cast	127	100.00%	102	13	12	0
Overvotes	0		0	0	0	0
Undervotes	10		9	0	1	0
Contest Totals	137		111	13	13	0

REP Prosecuting Attorney

Vote For 1

	TOTAL	VOTE %	Election Day	Absentee Mail	Absentee Early Vote	Provisional
William Luther Archer Jr.	87	100.00%	71	7	9	0
Total Votes Cast	87	100.00%	71	7	9	0
Overvotes	0		0	0	0	0
Undervotes	50		40	6	4	0
Contest Totals	137		111	13	13	0

REP Clerk of the Court of Common Pleas

Vote For 1

	TOTAL	VOTE %	Election Day	Absentee Mail	Absentee Early Vote	Provisional
Jeremiah Randolph Griffith	102	100.00%	85	7	10	0
Total Votes Cast	102	100.00%	85	7	10	0
Overvotes	0		0	0	0	0
Undervotes	35		26	6	3	0
Contest Totals	137		111	13	13	0

0015 RICHLAND NORTHWEST

REP Sheriff

Vote For 1

	TOTAL	VOTE %	Election Day	Absentee Mail	Absentee Early Vote	Provisional
Ryan C. Cain	120	100.00%	98	10	12	0
Total Votes Cast	120	100.00%	98	10	12	0
Overvotes	0		0	0	0	0
Undervotes	17		13	3	1	0
Contest Totals	137		111	13	13	0

REP County Recorder

Vote For 1

	TOTAL	VOTE %	Election Day	Absentee Mail	Absentee Early Vote	Provisional
Erin D. Yates	103	100.00%	83	10	10	0
Total Votes Cast	103	100.00%	83	10	10	0
Overvotes	0		0	0	0	0
Undervotes	34		28	3	3	0
Contest Totals	137		111	13	13	0

REP County Treasurer

Vote For 1

	TOTAL	VOTE %	Election Day	Absentee Mail	Absentee Early Vote	Provisional
No Valid Petition Filed	0		0	0	0	0
Total Votes Cast	0		0	0	0	0
Overvotes	0		0	0	0	0
Undervotes	137		111	13	13	0
Contest Totals	137		111	13	13	0

REP County Engineer

Vote For 1

	TOTAL	VOTE %	Election Day	Absentee Mail	Absentee Early Vote	Provisional
Roy A. Depue	107	100.00%	88	9	10	0
Total Votes Cast	107	100.00%	88	9	10	0
Overvotes	0		0	0	0	0
Undervotes	30		23	4	3	0
Contest Totals	137		111	13	13	0

REP Coroner

Vote For 1

	TOTAL	VOTE %	Election Day	Absentee Mail	Absentee Early Vote	Provisional
No Valid Petition Filed	0		0	0	0	0
Total Votes Cast	0		0	0	0	0
Overvotes	0		0	0	0	0
Undervotes	137		111	13	13	0
Contest Totals	137		111	13	13	0

0016 RICHLAND SOUTHEAST

Statistics	TOTAL	Election Day	Absentee Mail	Absentee Early Vote	Provisional
Registered Voters - Total	512				
Registered Voters - DEMOCRATIC	49				
Registered Voters - REPUBLICAN	135				
Registered Voters - NONPARTISAN	328				
Ballots Cast - Total	171	128	17	26	0
Ballots Cast - DEMOCRATIC PARTY	43	26	4	13	0
Ballots Cast - REPUBLICAN PARTY	128	102	13	13	0
Ballots Cast - NONPARTISAN	0	0	0	0	0
Voter Turnout - Total	33.40%				
Voter Turnout - DEMOCRATIC PARTY	87.76%				
Voter Turnout - REPUBLICAN PARTY	94.81%				
Voter Turnout - NONPARTISAN	0.00%				

DEM Delegates-at-Large and Alternates-at-Large to the National Convention

Vote For 1	TOTAL	VOTE %	Election Day	Absentee Mail	Absentee Early Vote	Provisional
Joseph R. Biden Jr.	20	54.05%	11	0	9	0
Dean Phillips	17	45.95%	12	1	4	0
Total Votes Cast	37	100.00%	23	1	13	0
Overvotes	0		0	0	0	0
Undervotes	6		3	3	0	0
Contest Totals	43		26	4	13	0

DEM U.S. Senator

Vote For 1	TOTAL	VOTE %	Election Day	Absentee Mail	Absentee Early Vote	Provisional
Sherrod Brown	38	100.00%	24	3	11	0
Total Votes Cast	38	100.00%	24	3	11	0
Overvotes	0		0	0	0	0
Undervotes	5		2	1	2	0
Contest Totals	43		26	4	13	0

DEM Representative to Congress (2nd District)

Vote For 1	TOTAL	VOTE %	Election Day	Absentee Mail	Absentee Early Vote	Provisional
Samantha Meadows	29	80.56%	14	2	13	0
Withdrawn	7	19.44%	6	1	0	0
Total Votes Cast	36	100.00%	20	3	13	0
Overvotes	0		0	0	0	0
Undervotes	7		6	1	0	0
Contest Totals	43		26	4	13	0

0016 RICHLAND SOUTHEAST

DEM Justice of the Supreme Court FTC 1-1-25

Vote For 1

	TOTAL	VOTE %	Election Day	Absentee Mail	Absentee Early Vote	Provisional
Michael P. Donnelly	32	100.00%	19	2	11	0
Total Votes Cast	32	100.00%	19	2	11	0
Overvotes	0		0	0	0	0
Undervotes	11		7	2	2	0
Contest Totals	43		26	4	13	0

DEM Justice of the Supreme Court FTC 1-2-25

Vote For 1

	TOTAL	VOTE %	Election Day	Absentee Mail	Absentee Early Vote	Provisional
Melody J. Stewart	32	100.00%	19	1	12	0
Total Votes Cast	32	100.00%	19	1	12	0
Overvotes	0		0	0	0	0
Undervotes	11		7	3	1	0
Contest Totals	43		26	4	13	0

DEM Justice of the Supreme Court UTE 12-31-26

Vote For 1

	TOTAL	VOTE %	Election Day	Absentee Mail	Absentee Early Vote	Provisional
Lisa Forbes	23	62.16%	12	2	9	0
Terri Jamison	14	37.84%	9	1	4	0
Total Votes Cast	37	100.00%	21	3	13	0
Overvotes	0		0	0	0	0
Undervotes	6		5	1	0	0
Contest Totals	43		26	4	13	0

DEM Judge of the Court of Appeals (4th District) FTC 2-9-25

Vote For 1

	TOTAL	VOTE %	Election Day	Absentee Mail	Absentee Early Vote	Provisional
No Valid Petition Filed	0		0	0	0	0
Total Votes Cast	0		0	0	0	0
Overvotes	0		0	0	0	0
Undervotes	43		26	4	13	0
Contest Totals	43		26	4	13	0

DEM Judge of the Court of Appeals (4th District) FTC 2-10-25

Vote For 1

	TOTAL	VOTE %	Election Day	Absentee Mail	Absentee Early Vote	Provisional
No Valid Petition Filed	0		0	0	0	0
Total Votes Cast	0		0	0	0	0
Overvotes	0		0	0	0	0
Undervotes	43		26	4	13	0
Contest Totals	43		26	4	13	0

0016 RICHLAND SOUTHEAST

DEM State Representative (92nd District)

Vote For 1

	TOTAL	VOTE %	Election Day	Absentee Mail	Absentee Early Vote	Provisional
Arthur Donald Beatty	30	100.00%	18	1	11	0
Total Votes Cast	30	100.00%	18	1	11	0
Overvotes	0		0	0	0	0
Undervotes	13		8	3	2	0
Contest Totals	43		26	4	13	0

DEM Judge of the Court of Common Pleas

Vote For 1

	TOTAL	VOTE %	Election Day	Absentee Mail	Absentee Early Vote	Provisional
Laina Fetherolf Rogers	36	100.00%	20	3	13	0
Total Votes Cast	36	100.00%	20	3	13	0
Overvotes	0		0	0	0	0
Undervotes	7		6	1	0	0
Contest Totals	43		26	4	13	0

DEM County Commissioner FTC 1-2-25

Vote For 1

	TOTAL	VOTE %	Election Day	Absentee Mail	Absentee Early Vote	Provisional
No Valid Petition Filed	0		0	0	0	0
Total Votes Cast	0		0	0	0	0
Overvotes	0		0	0	0	0
Undervotes	43		26	4	13	0
Contest Totals	43		26	4	13	0

DEM County Commissioner FTC 1-3-25

Vote For 1

	TOTAL	VOTE %	Election Day	Absentee Mail	Absentee Early Vote	Provisional
Michael E. Betts	6	13.95%	4	2	0	0
Jeff Allan Fee	28	65.12%	19	2	7	0
Lynn Herrold	9	20.93%	3	0	6	0
Total Votes Cast	43	100.00%	26	4	13	0
Overvotes	0		0	0	0	0
Undervotes	0		0	0	0	0
Contest Totals	43		26	4	13	0

DEM Prosecuting Attorney

Vote For 1

	TOTAL	VOTE %	Election Day	Absentee Mail	Absentee Early Vote	Provisional
No Valid Petition Filed	0		0	0	0	0
Total Votes Cast	0		0	0	0	0
Overvotes	0		0	0	0	0
Undervotes	43		26	4	13	0
Contest Totals	43		26	4	13	0

0016 RICHLAND SOUTHEAST

DEM Clerk of the Court of Common Pleas

Vote For 1

	TOTAL	VOTE %	Election Day	Absentee Mail	Absentee Early Vote	Provisional
No Valid Petition Filed	0		0	0	0	0
Total Votes Cast	0		0	0	0	0
Overvotes	0		0	0	0	0
Undervotes	43		26	4	13	0
Contest Totals	43		26	4	13	0

DEM Sheriff

Vote For 1

	TOTAL	VOTE %	Election Day	Absentee Mail	Absentee Early Vote	Provisional
No Valid Petition Filed	0		0	0	0	0
Total Votes Cast	0		0	0	0	0
Overvotes	0		0	0	0	0
Undervotes	43		26	4	13	0
Contest Totals	43		26	4	13	0

DEM County Recorder

Vote For 1

	TOTAL	VOTE %	Election Day	Absentee Mail	Absentee Early Vote	Provisional
No Valid Petition Filed	0		0	0	0	0
Total Votes Cast	0		0	0	0	0
Overvotes	0		0	0	0	0
Undervotes	43		26	4	13	0
Contest Totals	43		26	4	13	0

DEM County Treasurer

Vote For 1

	TOTAL	VOTE %	Election Day	Absentee Mail	Absentee Early Vote	Provisional
Vicki Maxwell	38	100.00%	24	2	12	0
Total Votes Cast	38	100.00%	24	2	12	0
Overvotes	0		0	0	0	0
Undervotes	5		2	2	1	0
Contest Totals	43		26	4	13	0

DEM County Engineer

Vote For 1

	TOTAL	VOTE %	Election Day	Absentee Mail	Absentee Early Vote	Provisional
No Valid Petition Filed	0		0	0	0	0
Total Votes Cast	0		0	0	0	0
Overvotes	0		0	0	0	0
Undervotes	43		26	4	13	0
Contest Totals	43		26	4	13	0

0016 RICHLAND SOUTHEAST

DEM Coroner

Vote For 1

	TOTAL	VOTE %	Election Day	Absentee Mail	Absentee Early Vote	Provisional
No Valid Petition Filed	0		0	0	0	0
Total Votes Cast	0		0	0	0	0
Overvotes	0		0	0	0	0
Undervotes	43		26	4	13	0
Contest Totals	43		26	4	13	0

DEM Member of County Central Committee 0016 RICHLAND SOUTHEAST

Vote For 1

	TOTAL	VOTE %	Election Day	Absentee Mail	Absentee Early Vote	Provisional
Patricia L. Peoples	38	100.00%	23	2	13	0
Total Votes Cast	38	100.00%	23	2	13	0
Overvotes	0		0	0	0	0
Undervotes	5		3	2	0	0
Contest Totals	43		26	4	13	0

REP Delegates-at-Large and Alternates-at-Large to the National Convention

Vote For 1

	TOTAL	VOTE %	Election Day	Absentee Mail	Absentee Early Vote	Provisional
Chris Christie	1	0.81%	1	0	0	0
Ron DeSantis	2	1.61%	2	0	0	0
Nikki R. Haley	10	8.06%	6	1	3	0
Vivek Ramaswamy	0	0.00%	0	0	0	0
Donald J. Trump	111	89.52%	90	11	10	0
Total Votes Cast	124	100.00%	99	12	13	0
Overvotes	0		0	0	0	0
Undervotes	4		3	1	0	0
Contest Totals	128		102	13	13	0

REP District Delegates and District Alternates to the National Convention (2nd District)

Vote For 1

	TOTAL	VOTE %	Election Day	Absentee Mail	Absentee Early Vote	Provisional
Chris Christie	1	0.83%	1	0	0	0
Ron DeSantis	5	4.17%	4	0	1	0
Nikki R. Haley	9	7.50%	5	1	3	0
Vivek Ramaswamy	0	0.00%	0	0	0	0
Donald J. Trump	105	87.50%	86	11	8	0
Total Votes Cast	120	100.00%	96	12	12	0
Overvotes	0		0	0	0	0
Undervotes	8		6	1	1	0
Contest Totals	128		102	13	13	0

0016 RICHLAND SOUTHEAST

REP U.S. Senator

Vote For 1

	TOTAL	VOTE %	Election Day	Absentee Mail	Absentee Early Vote	Provisional
Matt Dolan	30	26.32%	20	6	4	0
Frank LaRose	31	27.19%	21	5	5	0
Bernie Moreno	53	46.49%	50	1	2	0
Total Votes Cast	114	100.00%	91	12	11	0
Overvotes	0		0	0	0	0
Undervotes	14		11	1	2	0
Contest Totals	128		102	13	13	0

REP Representative to Congress (2nd District)

Vote For 1

	TOTAL	VOTE %	Election Day	Absentee Mail	Absentee Early Vote	Provisional
Niraj Antani	1	0.86%	1	0	0	0
Kim Georgetown	4	3.45%	3	0	1	0
Phil Heimlich	3	2.59%	1	1	1	0
Ron Hood	10	8.62%	9	0	1	0
Tom Hwang	6	5.17%	5	1	0	0
Larry Kidd	47	40.52%	36	8	3	0
Derek Myers	2	1.72%	2	0	0	0
Tim O'Hara	17	14.66%	16	0	1	0
Charles Tassell	0	0.00%	0	0	0	0
David J. Taylor	13	11.21%	10	0	3	0
Shane Wilkin	13	11.21%	10	2	1	0
Total Votes Cast	116	100.00%	93	12	11	0
Overvotes	0		0	0	0	0
Undervotes	12		9	1	2	0
Contest Totals	128		102	13	13	0

REP Justice of the Supreme Court FTC 1-1-25

Vote For 1

	TOTAL	VOTE %	Election Day	Absentee Mail	Absentee Early Vote	Provisional
Megan E. Shanahan	77	100.00%	61	8	8	0
Total Votes Cast	77	100.00%	61	8	8	0
Overvotes	0		0	0	0	0
Undervotes	51		41	5	5	0
Contest Totals	128		102	13	13	0

REP Justice of the Supreme Court FTC 1-2-25

Vote For 1

	TOTAL	VOTE %	Election Day	Absentee Mail	Absentee Early Vote	Provisional
Joseph T. Deters	78	100.00%	61	9	8	0
Total Votes Cast	78	100.00%	61	9	8	0
Overvotes	0		0	0	0	0
Undervotes	50		41	4	5	0
Contest Totals	128		102	13	13	0

0016 RICHLAND SOUTHEAST

REP Justice of the Supreme Court UTE 12-31-26

Vote For 1

	TOTAL	VOTE %	Election Day	Absentee Mail	Absentee Early Vote	Provisional
Daniel R. Hawkins	78	100.00%	61	9	8	0
Total Votes Cast	78	100.00%	61	9	8	0
Overvotes	0		0	0	0	0
Undervotes	50		41	4	5	0
Contest Totals	128		102	13	13	0

REP Judge of the Court of Appeals (4th District) FTC 2-9-25

Vote For 1

	TOTAL	VOTE %	Election Day	Absentee Mail	Absentee Early Vote	Provisional
Jason P. Smith	75	100.00%	58	8	9	0
Total Votes Cast	75	100.00%	58	8	9	0
Overvotes	0		0	0	0	0
Undervotes	53		44	5	4	0
Contest Totals	128		102	13	13	0

REP Judge of the Court of Appeals (4th District) FTC 2-10-25

Vote For 1

	TOTAL	VOTE %	Election Day	Absentee Mail	Absentee Early Vote	Provisional
Mike Hess	79	100.00%	61	9	9	0
Total Votes Cast	79	100.00%	61	9	9	0
Overvotes	0		0	0	0	0
Undervotes	49		41	4	4	0
Contest Totals	128		102	13	13	0

REP Member of State Central Committee, Man (17th District)

Vote For 1

	TOTAL	VOTE %	Election Day	Absentee Mail	Absentee Early Vote	Provisional
David A. Glass	75	100.00%	60	6	9	0
Total Votes Cast	75	100.00%	60	6	9	0
Overvotes	0		0	0	0	0
Undervotes	53		42	7	4	0
Contest Totals	128		102	13	13	0

REP Member of State Central Committee, Woman (17th District)

Vote For 1

	TOTAL	VOTE %	Election Day	Absentee Mail	Absentee Early Vote	Provisional
Bonnie Ward	75	100.00%	59	7	9	0
Total Votes Cast	75	100.00%	59	7	9	0
Overvotes	0		0	0	0	0
Undervotes	53		43	6	4	0
Contest Totals	128		102	13	13	0

0016 RICHLAND SOUTHEAST

REP State Representative (92nd District)

Vote For 1

	TOTAL	VOTE %	Election Day	Absentee Mail	Absentee Early Vote	Provisional
Mark Johnson	75	100.00%	59	7	9	0
Total Votes Cast	75	100.00%	59	7	9	0
Overvotes	0		0	0	0	0
Undervotes	53		43	6	4	0
Contest Totals	128		102	13	13	0

REP Judge of the Court of Common Pleas

Vote For 1

	TOTAL	VOTE %	Election Day	Absentee Mail	Absentee Early Vote	Provisional
James S. Payne	78	100.00%	60	9	9	0
Total Votes Cast	78	100.00%	60	9	9	0
Overvotes	0		0	0	0	0
Undervotes	50		42	4	4	0
Contest Totals	128		102	13	13	0

REP County Commissioner FTC 1-2-25

Vote For 1

	TOTAL	VOTE %	Election Day	Absentee Mail	Absentee Early Vote	Provisional
Kevin D. Cozad	57	48.72%	42	10	5	0
Mark D. Fout	60	51.28%	51	1	8	0
Total Votes Cast	117	100.00%	93	11	13	0
Overvotes	0		0	0	0	0
Undervotes	11		9	2	0	0
Contest Totals	128		102	13	13	0

REP County Commissioner FTC 1-3-25

Vote For 1

	TOTAL	VOTE %	Election Day	Absentee Mail	Absentee Early Vote	Provisional
Jeffery A. Harper III	69	61.61%	57	6	6	0
Charles W. Pittman	15	13.39%	12	2	1	0
William W. Wellman	28	25.00%	20	3	5	0
Total Votes Cast	112	100.00%	89	11	12	0
Overvotes	0		0	0	0	0
Undervotes	16		13	2	1	0
Contest Totals	128		102	13	13	0

REP Prosecuting Attorney

Vote For 1

	TOTAL	VOTE %	Election Day	Absentee Mail	Absentee Early Vote	Provisional
William Luther Archer Jr.	81	100.00%	67	6	8	0
Total Votes Cast	81	100.00%	67	6	8	0
Overvotes	0		0	0	0	0
Undervotes	47		35	7	5	0
Contest Totals	128		102	13	13	0

0016 RICHLAND SOUTHEAST

REP Clerk of the Court of Common Pleas

Vote For 1

	TOTAL	VOTE %	Election Day	Absentee Mail	Absentee Early Vote	Provisional
Jeremiah Randolph Griffith	89	100.00%	73	7	9	0
Total Votes Cast	89	100.00%	73	7	9	0
Overvotes	0		0	0	0	0
Undervotes	39		29	6	4	0
Contest Totals	128		102	13	13	0

REP Sheriff

Vote For 1

	TOTAL	VOTE %	Election Day	Absentee Mail	Absentee Early Vote	Provisional
Ryan C. Cain	99	100.00%	78	10	11	0
Total Votes Cast	99	100.00%	78	10	11	0
Overvotes	0		0	0	0	0
Undervotes	29		24	3	2	0
Contest Totals	128		102	13	13	0

REP County Recorder

Vote For 1

	TOTAL	VOTE %	Election Day	Absentee Mail	Absentee Early Vote	Provisional
Erin D. Yates	82	100.00%	65	7	10	0
Total Votes Cast	82	100.00%	65	7	10	0
Overvotes	0		0	0	0	0
Undervotes	46		37	6	3	0
Contest Totals	128		102	13	13	0

REP County Treasurer

Vote For 1

	TOTAL	VOTE %	Election Day	Absentee Mail	Absentee Early Vote	Provisional
No Valid Petition Filed	0		0	0	0	0
Total Votes Cast	0		0	0	0	0
Overvotes	0		0	0	0	0
Undervotes	128		102	13	13	0
Contest Totals	128		102	13	13	0

REP County Engineer

Vote For 1

	TOTAL	VOTE %	Election Day	Absentee Mail	Absentee Early Vote	Provisional
Roy A. Depue	87	100.00%	69	8	10	0
Total Votes Cast	87	100.00%	69	8	10	0
Overvotes	0		0	0	0	0
Undervotes	41		33	5	3	0
Contest Totals	128		102	13	13	0

0016 RICHLAND SOUTHEAST

REP Coroner




Vote For 1

	TOTAL	VOTE %	Election Day	Absentee Mail	Absentee Early Vote	Provisional
No Valid Petition Filed	0		0	0	0	0
Total Votes Cast	0		0	0	0	0
Overvotes	0		0	0	0	0
Undervotes	128		102	13	13	0
Contest Totals	128		102	13	13	0



0017 SWAN TOWNSHIP

Statistics	TOTAL	Election Day	Absentee Mail	Absentee Early Vote	Provisional
Registered Voters - Total	585				
Registered Voters - DEMOCRATIC	36				
Registered Voters - REPUBLICAN	168				
Registered Voters - NONPARTISAN	381				
Ballots Cast - Total	169	121	18	22	8
Ballots Cast - DEMOCRATIC PARTY	26	17	3	6	0
Ballots Cast - REPUBLICAN PARTY	143	104	15	16	8
Ballots Cast - NONPARTISAN	0	0	0	0	0
Voter Turnout - Total	28.89%				
Voter Turnout - DEMOCRATIC PARTY	72.22%				
Voter Turnout - REPUBLICAN PARTY	85.12%				
Voter Turnout - NONPARTISAN	0.00%				




DEM Delegates-at-Large and Alternates-at-Large to the National Convention

Vote For 1	TOTAL	VOTE %	Election Day	Absentee Mail	Absentee Early Vote	Provisional
Joseph R. Biden Jr.	17	73.91% 	10	2	5	0
Dean Phillips	6	26.09% 	4	1	1	0
Total Votes Cast	23	100.00% 	14	3	6	0
Overvotes	0		0	0	0	0
Undervotes	3		3	0	0	0
Contest Totals	26		17	3	6	0

DEM U.S. Senator

Vote For 1	TOTAL	VOTE %	Election Day	Absentee Mail	Absentee Early Vote	Provisional
Sherrod Brown	24	100.00% 	16	2	6	0
Total Votes Cast	24	100.00% 	16	2	6	0
Overvotes	0		0	0	0	0
Undervotes	2		1	1	0	0
Contest Totals	26		17	3	6	0

DEM Representative to Congress (2nd District)

Vote For 1	TOTAL	VOTE %	Election Day	Absentee Mail	Absentee Early Vote	Provisional
Samantha Meadows	16	69.57% 	11	0	5	0
Withdrawn	7	30.43% 	3	3	1	0
Total Votes Cast	23	100.00% 	14	3	6	0
Overvotes	0		0	0	0	0
Undervotes	3		3	0	0	0
Contest Totals	26		17	3	6	0

0017 SWAN TOWNSHIP

DEM Justice of the Supreme Court FTC 1-1-25

Vote For 1

	TOTAL	VOTE %	Election Day	Absentee Mail	Absentee Early Vote	Provisional
Michael P. Donnelly	20	100.00%	13	1	6	0
Total Votes Cast	20	100.00%	13	1	6	0
Overvotes	0		0	0	0	0
Undervotes	6		4	2	0	0
Contest Totals	26		17	3	6	0

DEM Justice of the Supreme Court FTC 1-2-25

Vote For 1

	TOTAL	VOTE %	Election Day	Absentee Mail	Absentee Early Vote	Provisional
Melody J. Stewart	20	100.00%	13	1	6	0
Total Votes Cast	20	100.00%	13	1	6	0
Overvotes	0		0	0	0	0
Undervotes	6		4	2	0	0
Contest Totals	26		17	3	6	0

DEM Justice of the Supreme Court UTE 12-31-26

Vote For 1

	TOTAL	VOTE %	Election Day	Absentee Mail	Absentee Early Vote	Provisional
Lisa Forbes	14	66.67%	8	1	5	0
Terri Jamison	7	33.33%	6	0	1	0
Total Votes Cast	21	100.00%	14	1	6	0
Overvotes	0		0	0	0	0
Undervotes	5		3	2	0	0
Contest Totals	26		17	3	6	0

DEM Judge of the Court of Appeals (4th District) FTC 2-9-25

Vote For 1

	TOTAL	VOTE %	Election Day	Absentee Mail	Absentee Early Vote	Provisional
No Valid Petition Filed	0		0	0	0	0
Total Votes Cast	0		0	0	0	0
Overvotes	0		0	0	0	0
Undervotes	26		17	3	6	0
Contest Totals	26		17	3	6	0

DEM Judge of the Court of Appeals (4th District) FTC 2-10-25

Vote For 1

	TOTAL	VOTE %	Election Day	Absentee Mail	Absentee Early Vote	Provisional
No Valid Petition Filed	0		0	0	0	0
Total Votes Cast	0		0	0	0	0
Overvotes	0		0	0	0	0
Undervotes	26		17	3	6	0
Contest Totals	26		17	3	6	0

0017 SWAN TOWNSHIP

DEM State Representative (92nd District)

Vote For 1

	TOTAL	VOTE %	Election Day	Absentee Mail	Absentee Early Vote	Provisional
Arthur Donald Beatty	17	100.00%	12	1	4	0
Total Votes Cast	17	100.00%	12	1	4	0
Overvotes	0		0	0	0	0
Undervotes	9		5	2	2	0
Contest Totals	26		17	3	6	0

DEM Judge of the Court of Common Pleas

Vote For 1

	TOTAL	VOTE %	Election Day	Absentee Mail	Absentee Early Vote	Provisional
Laina Fetherolf Rogers	19	100.00%	12	1	6	0
Total Votes Cast	19	100.00%	12	1	6	0
Overvotes	0		0	0	0	0
Undervotes	7		5	2	0	0
Contest Totals	26		17	3	6	0

DEM County Commissioner FTC 1-2-25

Vote For 1

	TOTAL	VOTE %	Election Day	Absentee Mail	Absentee Early Vote	Provisional
No Valid Petition Filed	0		0	0	0	0
Total Votes Cast	0		0	0	0	0
Overvotes	0		0	0	0	0
Undervotes	26		17	3	6	0
Contest Totals	26		17	3	6	0

DEM County Commissioner FTC 1-3-25

Vote For 1

	TOTAL	VOTE %	Election Day	Absentee Mail	Absentee Early Vote	Provisional
Michael E. Betts	9	37.50%	7	1	1	0
Jeff Allan Fee	4	16.67%	3	1	0	0
Lynn Herrold	11	45.83%	7	1	3	0
Total Votes Cast	24	100.00%	17	3	4	0
Overvotes	0		0	0	0	0
Undervotes	2		0	0	2	0
Contest Totals	26		17	3	6	0

DEM Prosecuting Attorney

Vote For 1

	TOTAL	VOTE %	Election Day	Absentee Mail	Absentee Early Vote	Provisional
No Valid Petition Filed	0		0	0	0	0
Total Votes Cast	0		0	0	0	0
Overvotes	0		0	0	0	0
Undervotes	26		17	3	6	0
Contest Totals	26		17	3	6	0

0017 SWAN TOWNSHIP

DEM Clerk of the Court of Common Pleas

Vote For 1

	TOTAL	VOTE %	Election Day	Absentee Mail	Absentee Early Vote	Provisional
No Valid Petition Filed	0		0	0	0	0
Total Votes Cast	0		0	0	0	0
Overvotes	0		0	0	0	0
Undervotes	26		17	3	6	0
Contest Totals	26		17	3	6	0

DEM Sheriff

Vote For 1

	TOTAL	VOTE %	Election Day	Absentee Mail	Absentee Early Vote	Provisional
No Valid Petition Filed	0		0	0	0	0
Total Votes Cast	0		0	0	0	0
Overvotes	0		0	0	0	0
Undervotes	26		17	3	6	0
Contest Totals	26		17	3	6	0



DEM County Recorder

Vote For 1

	TOTAL	VOTE %	Election Day	Absentee Mail	Absentee Early Vote	Provisional
No Valid Petition Filed	0		0	0	0	0
Total Votes Cast	0		0	0	0	0
Overvotes	0		0	0	0	0
Undervotes	26		17	3	6	0
Contest Totals	26		17	3	6	0

DEM County Treasurer

Vote For 1

	TOTAL	VOTE %	Election Day	Absentee Mail	Absentee Early Vote	Provisional
Vicki Maxwell	21	100.00% 	15	2	4	0
Total Votes Cast	21	100.00% 	15	2	4	0
Overvotes	0		0	0	0	0
Undervotes	5		2	1	2	0
Contest Totals	26		17	3	6	0

DEM County Engineer

Vote For 1

	TOTAL	VOTE %	Election Day	Absentee Mail	Absentee Early Vote	Provisional
No Valid Petition Filed	0		0	0	0	0
Total Votes Cast	0		0	0	0	0
Overvotes	0		0	0	0	0
Undervotes	26		17	3	6	0
Contest Totals	26		17	3	6	0

0017 SWAN TOWNSHIP

DEM Coroner

Vote For 1

	TOTAL	VOTE %	Election Day	Absentee Mail	Absentee Early Vote	Provisional
No Valid Petition Filed	0		0	0	0	0
Total Votes Cast	0		0	0	0	0
Overvotes	0		0	0	0	0
Undervotes	26		17	3	6	0
Contest Totals	26		17	3	6	0

REP Delegates-at-Large and Alternates-at-Large to the National Convention

Vote For 1

	TOTAL	VOTE %	Election Day	Absentee Mail	Absentee Early Vote	Provisional
Chris Christie	0	0.00%	0	0	0	0
Ron DeSantis	3	2.11%	3	0	0	0
Nikki R. Haley	5	3.52%	1	1	3	0
Vivek Ramaswamy	3	2.11%	2	1	0	0
Donald J. Trump	131	92.25%	97	13	13	8
Total Votes Cast	142	100.00%	103	15	16	8
Overvotes	0		0	0	0	0
Undervotes	1		1	0	0	0
Contest Totals	143		104	15	16	8

REP District Delegates and District Alternates to the National Convention (2nd District)

Vote For 1

	TOTAL	VOTE %	Election Day	Absentee Mail	Absentee Early Vote	Provisional
Chris Christie	1	0.72%	1	0	0	0
Ron DeSantis	3	2.16%	3	0	0	0
Nikki R. Haley	6	4.32%	2	1	3	0
Vivek Ramaswamy	4	2.88%	3	1	0	0
Donald J. Trump	125	89.93%	91	13	13	8
Total Votes Cast	139	100.00%	100	15	16	8
Overvotes	0		0	0	0	0
Undervotes	4		4	0	0	0
Contest Totals	143		104	15	16	8

REP U.S. Senator

Vote For 1

	TOTAL	VOTE %	Election Day	Absentee Mail	Absentee Early Vote	Provisional
Matt Dolan	35	26.92%	23	6	5	1
Frank LaRose	37	28.46%	20	7	6	4
Bernie Moreno	58	44.62%	51	2	2	3
Total Votes Cast	130	100.00%	94	15	13	8
Overvotes	0		0	0	0	0
Undervotes	13		10	0	3	0
Contest Totals	143		104	15	16	8

0017 SWAN TOWNSHIP

REP Representative to Congress (2nd District)

Vote For 1

	TOTAL	VOTE %	Election Day	Absentee Mail	Absentee Early Vote	Provisional
Niraj Antani	3	2.29%	0	2	1	0
Kim Georgeton	7	5.34%	6	0	1	0
Phil Heimlich	0	0.00%	0	0	0	0
Ron Hood	14	10.69%	13	0	1	0
Tom Hwang	10	7.63%	9	1	0	0
Larry Kidd	43	32.82%	31	6	1	5
Derek Myers	1	0.76%	1	0	0	0
Tim O'Hara	25	19.08%	17	3	5	0
Charles Tassell	0	0.00%	0	0	0	0
David J. Taylor	19	14.50%	14	1	3	1
Shane Wilkin	9	6.87%	3	2	2	2
Total Votes Cast	131	100.00%	94	15	14	8
Overvotes	0		0	0	0	0
Undervotes	12		10	0	2	0
Contest Totals	143		104	15	16	8

REP Justice of the Supreme Court FTC 1-1-25

Vote For 1

	TOTAL	VOTE %	Election Day	Absentee Mail	Absentee Early Vote	Provisional
Megan E. Shanahan	92	100.00%	62	15	10	5
Total Votes Cast	92	100.00%	62	15	10	5
Overvotes	0		0	0	0	0
Undervotes	51		42	0	6	3
Contest Totals	143		104	15	16	8

REP Justice of the Supreme Court FTC 1-2-25

Vote For 1

	TOTAL	VOTE %	Election Day	Absentee Mail	Absentee Early Vote	Provisional
Joseph T. Deters	92	100.00%	62	15	9	6
Total Votes Cast	92	100.00%	62	15	9	6
Overvotes	0		0	0	0	0
Undervotes	51		42	0	7	2
Contest Totals	143		104	15	16	8

REP Justice of the Supreme Court UTE 12-31-26

Vote For 1

	TOTAL	VOTE %	Election Day	Absentee Mail	Absentee Early Vote	Provisional
Daniel R. Hawkins	92	100.00%	64	14	9	5
Total Votes Cast	92	100.00%	64	14	9	5
Overvotes	0		0	0	0	0
Undervotes	51		40	1	7	3
Contest Totals	143		104	15	16	8

0017 SWAN TOWNSHIP

REP Judge of the Court of Appeals (4th District) FTC 2-9-25

Vote For 1

	TOTAL	VOTE %	Election Day	Absentee Mail	Absentee Early Vote	Provisional
Jason P. Smith	85	100.00%	56	14	10	5
Total Votes Cast	85	100.00%	56	14	10	5
Overvotes	0		0	0	0	0
Undervotes	58		48	1	6	3
Contest Totals	143		104	15	16	8

REP Judge of the Court of Appeals (4th District) FTC 2-10-25

Vote For 1

	TOTAL	VOTE %	Election Day	Absentee Mail	Absentee Early Vote	Provisional
Mike Hess	90	100.00%	63	13	8	6
Total Votes Cast	90	100.00%	63	13	8	6
Overvotes	0		0	0	0	0
Undervotes	53		41	2	8	2
Contest Totals	143		104	15	16	8

REP Member of State Central Committee, Man (17th District)

Vote For 1

	TOTAL	VOTE %	Election Day	Absentee Mail	Absentee Early Vote	Provisional
David A. Glass	89	100.00%	61	14	9	5
Total Votes Cast	89	100.00%	61	14	9	5
Overvotes	0		0	0	0	0
Undervotes	54		43	1	7	3
Contest Totals	143		104	15	16	8

REP Member of State Central Committee, Woman (17th District)

Vote For 1

	TOTAL	VOTE %	Election Day	Absentee Mail	Absentee Early Vote	Provisional
Bonnie Ward	89	100.00%	59	15	9	6
Total Votes Cast	89	100.00%	59	15	9	6
Overvotes	0		0	0	0	0
Undervotes	54		45	0	7	2
Contest Totals	143		104	15	16	8

REP State Representative (92nd District)

Vote For 1

	TOTAL	VOTE %	Election Day	Absentee Mail	Absentee Early Vote	Provisional
Mark Johnson	94	100.00%	63	15	10	6
Total Votes Cast	94	100.00%	63	15	10	6
Overvotes	0		0	0	0	0
Undervotes	49		41	0	6	2
Contest Totals	143		104	15	16	8

0017 SWAN TOWNSHIP

REP Judge of the Court of Common Pleas

Vote For 1

	TOTAL	VOTE %	Election Day	Absentee Mail	Absentee Early Vote	Provisional
James S. Payne	100	100.00%	68	15	10	7
Total Votes Cast	100	100.00%	68	15	10	7
Overvotes	0		0	0	0	0
Undervotes	43		36	0	6	1
Contest Totals	143		104	15	16	8

REP County Commissioner FTC 1-2-25

Vote For 1

	TOTAL	VOTE %	Election Day	Absentee Mail	Absentee Early Vote	Provisional
Kevin D. Cozad	67	48.91%	52	6	7	2
Mark D. Fout	70	51.09%	47	9	8	6
Total Votes Cast	137	100.00%	99	15	15	8
Overvotes	0		0	0	0	0
Undervotes	6		5	0	1	0
Contest Totals	143		104	15	16	8

REP County Commissioner FTC 1-3-25

Vote For 1

	TOTAL	VOTE %	Election Day	Absentee Mail	Absentee Early Vote	Provisional
Jeffery A. Harper III	42	32.56%	33	5	4	0
Charles W. Pittman	47	36.43%	34	2	8	3
William W. Wellman	40	31.01%	25	8	3	4
Total Votes Cast	129	100.00%	92	15	15	7
Overvotes	0		0	0	0	0
Undervotes	14		12	0	1	1
Contest Totals	143		104	15	16	8

REP Prosecuting Attorney

Vote For 1

	TOTAL	VOTE %	Election Day	Absentee Mail	Absentee Early Vote	Provisional
William Luther Archer Jr.	90	100.00%	60	15	8	7
Total Votes Cast	90	100.00%	60	15	8	7
Overvotes	0		0	0	0	0
Undervotes	53		44	0	8	1
Contest Totals	143		104	15	16	8

REP Clerk of the Court of Common Pleas

Vote For 1

	TOTAL	VOTE %	Election Day	Absentee Mail	Absentee Early Vote	Provisional
Jeremiah Randolph Griffith	107	100.00%	75	15	10	7
Total Votes Cast	107	100.00%	75	15	10	7
Overvotes	0		0	0	0	0
Undervotes	36		29	0	6	1
Contest Totals	143		104	15	16	8

0017 SWAN TOWNSHIP

REP Sheriff

Vote For 1

	TOTAL	VOTE %	Election Day	Absentee Mail	Absentee Early Vote	Provisional
Ryan C. Cain	112	100.00%	77	15	13	7
Total Votes Cast	112	100.00%	77	15	13	7
Overvotes	0		0	0	0	0
Undervotes	31		27	0	3	1
Contest Totals	143		104	15	16	8

REP County Recorder

Vote For 1

	TOTAL	VOTE %	Election Day	Absentee Mail	Absentee Early Vote	Provisional
Erin D. Yates	108	100.00%	75	15	11	7
Total Votes Cast	108	100.00%	75	15	11	7
Overvotes	0		0	0	0	0
Undervotes	35		29	0	5	1
Contest Totals	143		104	15	16	8

REP County Treasurer

Vote For 1

	TOTAL	VOTE %	Election Day	Absentee Mail	Absentee Early Vote	Provisional
No Valid Petition Filed	0		0	0	0	0
Total Votes Cast	0		0	0	0	0
Overvotes	0		0	0	0	0
Undervotes	143		104	15	16	8
Contest Totals	143		104	15	16	8

REP County Engineer

Vote For 1

	TOTAL	VOTE %	Election Day	Absentee Mail	Absentee Early Vote	Provisional
Roy A. Depue	102	100.00%	68	15	12	7
Total Votes Cast	102	100.00%	68	15	12	7
Overvotes	0		0	0	0	0
Undervotes	41		36	0	4	1
Contest Totals	143		104	15	16	8

REP Coroner

Vote For 1

	TOTAL	VOTE %	Election Day	Absentee Mail	Absentee Early Vote	Provisional
No Valid Petition Filed	0		0	0	0	0
Total Votes Cast	0		0	0	0	0
Overvotes	0		0	0	0	0
Undervotes	143		104	15	16	8
Contest Totals	143		104	15	16	8

0018 VINTON TOWNSHIP

Statistics	TOTAL	Election Day	Absentee Mail	Absentee Early Vote	Provisional
Registered Voters - Total	346				
Registered Voters - DEMOCRATIC	33				
Registered Voters - REPUBLICAN	64				
Registered Voters - NONPARTISAN	249				
Ballots Cast - Total	90	72	5	12	1
Ballots Cast - DEMOCRATIC PARTY	16	9	1	6	0
Ballots Cast - REPUBLICAN PARTY	74	63	4	6	1
Ballots Cast - NONPARTISAN	0	0	0	0	0
Voter Turnout - Total	26.01%				
Voter Turnout - DEMOCRATIC PARTY	48.48%				
Voter Turnout - REPUBLICAN PARTY	115.62%				
Voter Turnout - NONPARTISAN	0.00%				

DEM Delegates-at-Large and Alternates-at-Large to the National Convention

Vote For 1	TOTAL	VOTE %	Election Day	Absentee Mail	Absentee Early Vote	Provisional
Joseph R. Biden Jr.	9	60.00%	5	1	3	0
Dean Phillips	6	40.00%	3	0	3	0
Total Votes Cast	15	100.00%	8	1	6	0
Overvotes	0		0	0	0	0
Undervotes	1		1	0	0	0
Contest Totals	16		9	1	6	0

DEM U.S. Senator

Vote For 1	TOTAL	VOTE %	Election Day	Absentee Mail	Absentee Early Vote	Provisional
Sherrod Brown	13	100.00%	7	1	5	0
Total Votes Cast	13	100.00%	7	1	5	0
Overvotes	0		0	0	0	0
Undervotes	3		2	0	1	0
Contest Totals	16		9	1	6	0

DEM Representative to Congress (2nd District)

Vote For 1	TOTAL	VOTE %	Election Day	Absentee Mail	Absentee Early Vote	Provisional
Samantha Meadows	13	86.67%	7	1	5	0
Withdrawn	2	13.33%	1	0	1	0
Total Votes Cast	15	100.00%	8	1	6	0
Overvotes	0		0	0	0	0
Undervotes	1		1	0	0	0
Contest Totals	16		9	1	6	0

0018 VINTON TOWNSHIP

DEM Justice of the Supreme Court FTC 1-1-25

Vote For 1

	TOTAL	VOTE %	Election Day	Absentee Mail	Absentee Early Vote	Provisional
Michael P. Donnelly	10	100.00%	6	1	3	0
Total Votes Cast	10	100.00%	6	1	3	0
Overvotes	0		0	0	0	0
Undervotes	6		3	0	3	0
Contest Totals	16		9	1	6	0

DEM Justice of the Supreme Court FTC 1-2-25

Vote For 1

	TOTAL	VOTE %	Election Day	Absentee Mail	Absentee Early Vote	Provisional
Melody J. Stewart	12	100.00%	7	1	4	0
Total Votes Cast	12	100.00%	7	1	4	0
Overvotes	0		0	0	0	0
Undervotes	4		2	0	2	0
Contest Totals	16		9	1	6	0

DEM Justice of the Supreme Court UTE 12-31-26

Vote For 1

	TOTAL	VOTE %	Election Day	Absentee Mail	Absentee Early Vote	Provisional
Lisa Forbes	4	33.33%	1	0	3	0
Terri Jamison	8	66.67%	6	1	1	0
Total Votes Cast	12	100.00%	7	1	4	0
Overvotes	0		0	0	0	0
Undervotes	4		2	0	2	0
Contest Totals	16		9	1	6	0

DEM Judge of the Court of Appeals (4th District) FTC 2-9-25

Vote For 1

	TOTAL	VOTE %	Election Day	Absentee Mail	Absentee Early Vote	Provisional
No Valid Petition Filed	0		0	0	0	0
Total Votes Cast	0		0	0	0	0
Overvotes	0		0	0	0	0
Undervotes	16		9	1	6	0
Contest Totals	16		9	1	6	0

DEM Judge of the Court of Appeals (4th District) FTC 2-10-25

Vote For 1

	TOTAL	VOTE %	Election Day	Absentee Mail	Absentee Early Vote	Provisional
No Valid Petition Filed	0		0	0	0	0
Total Votes Cast	0		0	0	0	0
Overvotes	0		0	0	0	0
Undervotes	16		9	1	6	0
Contest Totals	16		9	1	6	0

0018 VINTON TOWNSHIP

DEM State Representative (92nd District)

Vote For 1

	TOTAL	VOTE %	Election Day	Absentee Mail	Absentee Early Vote	Provisional
Arthur Donald Beatty	12	100.00%	8	1	3	0
Total Votes Cast	12	100.00%	8	1	3	0
Overvotes	0		0	0	0	0
Undervotes	4		1	0	3	0
Contest Totals	16		9	1	6	0

DEM Judge of the Court of Common Pleas

Vote For 1

	TOTAL	VOTE %	Election Day	Absentee Mail	Absentee Early Vote	Provisional
Laina Fetherolf Rogers	14	100.00%	9	1	4	0
Total Votes Cast	14	100.00%	9	1	4	0
Overvotes	0		0	0	0	0
Undervotes	2		0	0	2	0
Contest Totals	16		9	1	6	0

DEM County Commissioner FTC 1-2-25

Vote For 1

	TOTAL	VOTE %	Election Day	Absentee Mail	Absentee Early Vote	Provisional
No Valid Petition Filed	0		0	0	0	0
Total Votes Cast	0		0	0	0	0
Overvotes	0		0	0	0	0
Undervotes	16		9	1	6	0
Contest Totals	16		9	1	6	0

DEM County Commissioner FTC 1-3-25

Vote For 1

	TOTAL	VOTE %	Election Day	Absentee Mail	Absentee Early Vote	Provisional
Michael E. Betts	4	25.00%	2	0	2	0
Jeff Allan Fee	7	43.75%	4	1	2	0
Lynn Herrold	5	31.25%	3	0	2	0
Total Votes Cast	16	100.00%	9	1	6	0
Overvotes	0		0	0	0	0
Undervotes	0		0	0	0	0
Contest Totals	16		9	1	6	0

DEM Prosecuting Attorney

Vote For 1

	TOTAL	VOTE %	Election Day	Absentee Mail	Absentee Early Vote	Provisional
No Valid Petition Filed	0		0	0	0	0
Total Votes Cast	0		0	0	0	0
Overvotes	0		0	0	0	0
Undervotes	16		9	1	6	0
Contest Totals	16		9	1	6	0

0018 VINTON TOWNSHIP

DEM Clerk of the Court of Common Pleas

Vote For 1

	TOTAL	VOTE %	Election Day	Absentee Mail	Absentee Early Vote	Provisional
No Valid Petition Filed	0		0	0	0	0
Total Votes Cast	0		0	0	0	0
Overvotes	0		0	0	0	0
Undervotes	16		9	1	6	0
Contest Totals	16		9	1	6	0

DEM Sheriff

Vote For 1

	TOTAL	VOTE %	Election Day	Absentee Mail	Absentee Early Vote	Provisional
No Valid Petition Filed	0		0	0	0	0
Total Votes Cast	0		0	0	0	0
Overvotes	0		0	0	0	0
Undervotes	16		9	1	6	0
Contest Totals	16		9	1	6	0

DEM County Recorder

Vote For 1

	TOTAL	VOTE %	Election Day	Absentee Mail	Absentee Early Vote	Provisional
No Valid Petition Filed	0		0	0	0	0
Total Votes Cast	0		0	0	0	0
Overvotes	0		0	0	0	0
Undervotes	16		9	1	6	0
Contest Totals	16		9	1	6	0

DEM County Treasurer

Vote For 1

	TOTAL	VOTE %	Election Day	Absentee Mail	Absentee Early Vote	Provisional
Vicki Maxwell	13	100.00%	8	1	4	0
Total Votes Cast	13	100.00%	8	1	4	0
Overvotes	0		0	0	0	0
Undervotes	3		1	0	2	0
Contest Totals	16		9	1	6	0

DEM County Engineer

Vote For 1

	TOTAL	VOTE %	Election Day	Absentee Mail	Absentee Early Vote	Provisional
No Valid Petition Filed	0		0	0	0	0
Total Votes Cast	0		0	0	0	0
Overvotes	0		0	0	0	0
Undervotes	16		9	1	6	0
Contest Totals	16		9	1	6	0

0018 VINTON TOWNSHIP

DEM Coroner

Vote For 1

	TOTAL	VOTE %	Election Day	Absentee Mail	Absentee Early Vote	Provisional
No Valid Petition Filed	0		0	0	0	0
Total Votes Cast	0		0	0	0	0
Overvotes	0		0	0	0	0
Undervotes	16		9	1	6	0
Contest Totals	16		9	1	6	0

DEM Member of County Central Committee 0018 VINTON TOWNSHIP

Vote For 1

	TOTAL	VOTE %	Election Day	Absentee Mail	Absentee Early Vote	Provisional
Steven D. Hill	14	100.00%	8	1	5	0
Total Votes Cast	14	100.00%	8	1	5	0
Overvotes	0		0	0	0	0
Undervotes	2		1	0	1	0
Contest Totals	16		9	1	6	0

REP Delegates-at-Large and Alternates-at-Large to the National Convention

Vote For 1

	TOTAL	VOTE %	Election Day	Absentee Mail	Absentee Early Vote	Provisional
Chris Christie	0	0.00%	0	0	0	0
Ron DeSantis	1	1.35%	0	1	0	0
Nikki R. Haley	1	1.35%	1	0	0	0
Vivek Ramaswamy	0	0.00%	0	0	0	0
Donald J. Trump	72	97.30%	62	3	6	1
Total Votes Cast	74	100.00%	63	4	6	1
Overvotes	0		0	0	0	0
Undervotes	0		0	0	0	0
Contest Totals	74		63	4	6	1

REP District Delegates and District Alternates to the National Convention (2nd District)

Vote For 1

	TOTAL	VOTE %	Election Day	Absentee Mail	Absentee Early Vote	Provisional
Chris Christie	0	0.00%	0	0	0	0
Ron DeSantis	4	5.41%	3	1	0	0
Nikki R. Haley	2	2.70%	2	0	0	0
Vivek Ramaswamy	0	0.00%	0	0	0	0
Donald J. Trump	68	91.89%	58	3	6	1
Total Votes Cast	74	100.00%	63	4	6	1
Overvotes	0		0	0	0	0
Undervotes	0		0	0	0	0
Contest Totals	74		63	4	6	1

0018 VINTON TOWNSHIP

REP U.S. Senator

Vote For 1

	TOTAL	VOTE %	Election Day	Absentee Mail	Absentee Early Vote	Provisional
Matt Dolan	18	27.27%	15	1	1	1
Frank LaRose	21	31.82%	16	3	2	0
Bernie Moreno	27	40.91%	24	0	3	0
Total Votes Cast	66	100.00%	55	4	6	1
Overvotes	0		0	0	0	0
Undervotes	8		8	0	0	0
Contest Totals	74		63	4	6	1

REP Representative to Congress (2nd District)

Vote For 1

	TOTAL	VOTE %	Election Day	Absentee Mail	Absentee Early Vote	Provisional
Niraj Antani	1	1.54%	1	0	0	0
Kim Georgeton	0	0.00%	0	0	0	0
Phil Heimlich	3	4.62%	2	1	0	0
Ron Hood	8	12.31%	8	0	0	0
Tom Hwang	4	6.15%	3	1	0	0
Larry Kidd	22	33.85%	19	0	2	1
Derek Myers	2	3.08%	2	0	0	0
Tim O'Hara	11	16.92%	7	1	3	0
Charles Tassell	0	0.00%	0	0	0	0
David J. Taylor	9	13.85%	7	1	1	0
Shane Wilkin	5	7.69%	5	0	0	0
Total Votes Cast	65	100.00%	54	4	6	1
Overvotes	0		0	0	0	0
Undervotes	9		9	0	0	0
Contest Totals	74		63	4	6	1

REP Justice of the Supreme Court FTC 1-1-25

Vote For 1

	TOTAL	VOTE %	Election Day	Absentee Mail	Absentee Early Vote	Provisional
Megan E. Shanahan	44	100.00%	38	1	4	1
Total Votes Cast	44	100.00%	38	1	4	1
Overvotes	0		0	0	0	0
Undervotes	30		25	3	2	0
Contest Totals	74		63	4	6	1

REP Justice of the Supreme Court FTC 1-2-25

Vote For 1

	TOTAL	VOTE %	Election Day	Absentee Mail	Absentee Early Vote	Provisional
Joseph T. Deters	47	100.00%	39	2	5	1
Total Votes Cast	47	100.00%	39	2	5	1
Overvotes	0		0	0	0	0
Undervotes	27		24	2	1	0
Contest Totals	74		63	4	6	1

0018 VINTON TOWNSHIP

REP Justice of the Supreme Court UTE 12-31-26

Vote For 1

	TOTAL	VOTE %	Election Day	Absentee Mail	Absentee Early Vote	Provisional
Daniel R. Hawkins	47	100.00%	39	1	6	1
Total Votes Cast	47	100.00%	39	1	6	1
Overvotes	0		0	0	0	0
Undervotes	27		24	3	0	0
Contest Totals	74		63	4	6	1

REP Judge of the Court of Appeals (4th District) FTC 2-9-25

Vote For 1

	TOTAL	VOTE %	Election Day	Absentee Mail	Absentee Early Vote	Provisional
Jason P. Smith	45	100.00%	38	1	5	1
Total Votes Cast	45	100.00%	38	1	5	1
Overvotes	0		0	0	0	0
Undervotes	29		25	3	1	0
Contest Totals	74		63	4	6	1

REP Judge of the Court of Appeals (4th District) FTC 2-10-25

Vote For 1

	TOTAL	VOTE %	Election Day	Absentee Mail	Absentee Early Vote	Provisional
Mike Hess	48	100.00%	39	2	6	1
Total Votes Cast	48	100.00%	39	2	6	1
Overvotes	0		0	0	0	0
Undervotes	26		24	2	0	0
Contest Totals	74		63	4	6	1

REP Member of State Central Committee, Man (17th District)

Vote For 1

	TOTAL	VOTE %	Election Day	Absentee Mail	Absentee Early Vote	Provisional
David A. Glass	44	100.00%	37	1	5	1
Total Votes Cast	44	100.00%	37	1	5	1
Overvotes	0		0	0	0	0
Undervotes	30		26	3	1	0
Contest Totals	74		63	4	6	1

REP Member of State Central Committee, Woman (17th District)

Vote For 1

	TOTAL	VOTE %	Election Day	Absentee Mail	Absentee Early Vote	Provisional
Bonnie Ward	47	100.00%	40	1	5	1
Total Votes Cast	47	100.00%	40	1	5	1
Overvotes	0		0	0	0	0
Undervotes	27		23	3	1	0
Contest Totals	74		63	4	6	1

0018 VINTON TOWNSHIP

REP State Representative (92nd District)

Vote For 1

	TOTAL	VOTE %	Election Day	Absentee Mail	Absentee Early Vote	Provisional
Mark Johnson	46	100.00%	39	1	5	1
Total Votes Cast	46	100.00%	39	1	5	1
Overvotes	0		0	0	0	0
Undervotes	28		24	3	1	0
Contest Totals	74		63	4	6	1

REP Judge of the Court of Common Pleas

Vote For 1

	TOTAL	VOTE %	Election Day	Absentee Mail	Absentee Early Vote	Provisional
James S. Payne	47	100.00%	39	2	5	1
Total Votes Cast	47	100.00%	39	2	5	1
Overvotes	0		0	0	0	0
Undervotes	27		24	2	1	0
Contest Totals	74		63	4	6	1

REP County Commissioner FTC 1-2-25

Vote For 1

	TOTAL	VOTE %	Election Day	Absentee Mail	Absentee Early Vote	Provisional
Kevin D. Cozad	24	34.29%	21	2	1	0
Mark D. Fout	46	65.71%	39	2	4	1
Total Votes Cast	70	100.00%	60	4	5	1
Overvotes	0		0	0	0	0
Undervotes	4		3	0	1	0
Contest Totals	74		63	4	6	1

REP County Commissioner FTC 1-3-25

Vote For 1

	TOTAL	VOTE %	Election Day	Absentee Mail	Absentee Early Vote	Provisional
Jeffery A. Harper III	21	33.87%	19	1	1	0
Charles W. Pittman	16	25.81%	15	1	0	0
William W. Wellman	25	40.32%	18	1	5	1
Total Votes Cast	62	100.00%	52	3	6	1
Overvotes	0		0	0	0	0
Undervotes	12		11	1	0	0
Contest Totals	74		63	4	6	1

REP Prosecuting Attorney

Vote For 1

	TOTAL	VOTE %	Election Day	Absentee Mail	Absentee Early Vote	Provisional
William Luther Archer Jr.	52	100.00%	45	1	5	1
Total Votes Cast	52	100.00%	45	1	5	1
Overvotes	0		0	0	0	0
Undervotes	22		18	3	1	0
Contest Totals	74		63	4	6	1

0018 VINTON TOWNSHIP

REP Clerk of the Court of Common Pleas

Vote For 1

	TOTAL	VOTE %	Election Day	Absentee Mail	Absentee Early Vote	Provisional
Jeremiah Randolph Griffith	54	100.00%	45	2	6	1
Total Votes Cast	54	100.00%	45	2	6	1
Overvotes	0		0	0	0	0
Undervotes	20		18	2	0	0
Contest Totals	74		63	4	6	1

REP Sheriff

Vote For 1

	TOTAL	VOTE %	Election Day	Absentee Mail	Absentee Early Vote	Provisional
Ryan C. Cain	58	100.00%	49	2	6	1
Total Votes Cast	58	100.00%	49	2	6	1
Overvotes	0		0	0	0	0
Undervotes	16		14	2	0	0
Contest Totals	74		63	4	6	1

REP County Recorder

Vote For 1

	TOTAL	VOTE %	Election Day	Absentee Mail	Absentee Early Vote	Provisional
Erin D. Yates	49	100.00%	41	1	6	1
Total Votes Cast	49	100.00%	41	1	6	1
Overvotes	0		0	0	0	0
Undervotes	25		22	3	0	0
Contest Totals	74		63	4	6	1

REP County Treasurer

Vote For 1

	TOTAL	VOTE %	Election Day	Absentee Mail	Absentee Early Vote	Provisional
No Valid Petition Filed	0		0	0	0	0
Total Votes Cast	0		0	0	0	0
Overvotes	0		0	0	0	0
Undervotes	74		63	4	6	1
Contest Totals	74		63	4	6	1

REP County Engineer

Vote For 1

	TOTAL	VOTE %	Election Day	Absentee Mail	Absentee Early Vote	Provisional
Roy A. Depue	54	100.00%	45	2	6	1
Total Votes Cast	54	100.00%	45	2	6	1
Overvotes	0		0	0	0	0
Undervotes	20		18	2	0	0
Contest Totals	74		63	4	6	1

0018 VINTON TOWNSHIP

REP Coroner

Vote For 1

	TOTAL	VOTE %	Election Day	Absentee Mail	Absentee Early Vote	Provisional
No Valid Petition Filed	0		0	0	0	0
Total Votes Cast	0		0	0	0	0
Overvotes	0		0	0	0	0
Undervotes	74		63	4	6	1
Contest Totals	74		63	4	6	1

0019 WILKESVILLE CORP

Statistics	TOTAL	Election Day	Absentee Mail	Absentee Early Vote	Provisional
Registered Voters - Total	91				
Registered Voters - DEMOCRATIC	3				
Registered Voters - REPUBLICAN	23				
Registered Voters - NONPARTISAN	65				
Ballots Cast - Total	24	21	1	2	0
Ballots Cast - DEMOCRATIC PARTY	5	5	0	0	0
Ballots Cast - REPUBLICAN PARTY	19	16	1	2	0
Ballots Cast - NONPARTISAN	0	0	0	0	0
Voter Turnout - Total	26.37%				
Voter Turnout - DEMOCRATIC PARTY	166.67%				
Voter Turnout - REPUBLICAN PARTY	82.61%				
Voter Turnout - NONPARTISAN	0.00%				

DEM Delegates-at-Large and Alternates-at-Large to the National Convention

Vote For 1	TOTAL	VOTE %	Election Day	Absentee Mail	Absentee Early Vote	Provisional
Joseph R. Biden Jr.	3	75.00%	3	0	0	0
Dean Phillips	1	25.00%	1	0	0	0
Total Votes Cast	4	100.00%	4	0	0	0
Overvotes	0		0	0	0	0
Undervotes	1		1	0	0	0
Contest Totals	5		5	0	0	0

DEM U.S. Senator

Vote For 1	TOTAL	VOTE %	Election Day	Absentee Mail	Absentee Early Vote	Provisional
Sherrod Brown	5	100.00%	5	0	0	0
Total Votes Cast	5	100.00%	5	0	0	0
Overvotes	0		0	0	0	0
Undervotes	0		0	0	0	0
Contest Totals	5		5	0	0	0

DEM Representative to Congress (2nd District)

Vote For 1	TOTAL	VOTE %	Election Day	Absentee Mail	Absentee Early Vote	Provisional
Samantha Meadows	5	100.00%	5	0	0	0
Withdrawn	0	0.00%	0	0	0	0
Total Votes Cast	5	100.00%	5	0	0	0
Overvotes	0		0	0	0	0
Undervotes	0		0	0	0	0
Contest Totals	5		5	0	0	0

0019 WILKESVILLE CORP

DEM Justice of the Supreme Court FTC 1-1-25

Vote For 1

	TOTAL	VOTE %	Election Day	Absentee Mail	Absentee Early Vote	Provisional
Michael P. Donnelly	4	100.00%	4	0	0	0
Total Votes Cast	4	100.00%	4	0	0	0
Overvotes	0		0	0	0	0
Undervotes	1		1	0	0	0
Contest Totals	5		5	0	0	0

DEM Justice of the Supreme Court FTC 1-2-25

Vote For 1

	TOTAL	VOTE %	Election Day	Absentee Mail	Absentee Early Vote	Provisional
Melody J. Stewart	4	100.00%	4	0	0	0
Total Votes Cast	4	100.00%	4	0	0	0
Overvotes	0		0	0	0	0
Undervotes	1		1	0	0	0
Contest Totals	5		5	0	0	0

DEM Justice of the Supreme Court UTE 12-31-26

Vote For 1

	TOTAL	VOTE %	Election Day	Absentee Mail	Absentee Early Vote	Provisional
Lisa Forbes	1	25.00%	1	0	0	0
Terri Jamison	3	75.00%	3	0	0	0
Total Votes Cast	4	100.00%	4	0	0	0
Overvotes	0		0	0	0	0
Undervotes	1		1	0	0	0
Contest Totals	5		5	0	0	0

DEM Judge of the Court of Appeals (4th District) FTC 2-9-25

Vote For 1

	TOTAL	VOTE %	Election Day	Absentee Mail	Absentee Early Vote	Provisional
No Valid Petition Filed	0		0	0	0	0
Total Votes Cast	0		0	0	0	0
Overvotes	0		0	0	0	0
Undervotes	5		5	0	0	0
Contest Totals	5		5	0	0	0

DEM Judge of the Court of Appeals (4th District) FTC 2-10-25

Vote For 1

	TOTAL	VOTE %	Election Day	Absentee Mail	Absentee Early Vote	Provisional
No Valid Petition Filed	0		0	0	0	0
Total Votes Cast	0		0	0	0	0
Overvotes	0		0	0	0	0
Undervotes	5		5	0	0	0
Contest Totals	5		5	0	0	0

0019 WILKESVILLE CORP

DEM State Representative (92nd District)

Vote For 1

	TOTAL	VOTE %	Election Day	Absentee Mail	Absentee Early Vote	Provisional
Arthur Donald Beatty	3	100.00%	3	0	0	0
Total Votes Cast	3	100.00%	3	0	0	0
Overvotes	0		0	0	0	0
Undervotes	2		2	0	0	0
Contest Totals	5		5	0	0	0

DEM Judge of the Court of Common Pleas

Vote For 1

	TOTAL	VOTE %	Election Day	Absentee Mail	Absentee Early Vote	Provisional
Laina Fetherolf Rogers	3	100.00%	3	0	0	0
Total Votes Cast	3	100.00%	3	0	0	0
Overvotes	0		0	0	0	0
Undervotes	2		2	0	0	0
Contest Totals	5		5	0	0	0

DEM County Commissioner FTC 1-2-25

Vote For 1

	TOTAL	VOTE %	Election Day	Absentee Mail	Absentee Early Vote	Provisional
No Valid Petition Filed	0		0	0	0	0
Total Votes Cast	0		0	0	0	0
Overvotes	0		0	0	0	0
Undervotes	5		5	0	0	0
Contest Totals	5		5	0	0	0

DEM County Commissioner FTC 1-3-25

Vote For 1

	TOTAL	VOTE %	Election Day	Absentee Mail	Absentee Early Vote	Provisional
Michael E. Betts	1	25.00%	1	0	0	0
Jeff Allan Fee	1	25.00%	1	0	0	0
Lynn Herrold	2	50.00%	2	0	0	0
Total Votes Cast	4	100.00%	4	0	0	0
Overvotes	0		0	0	0	0
Undervotes	1		1	0	0	0
Contest Totals	5		5	0	0	0

DEM Prosecuting Attorney

Vote For 1

	TOTAL	VOTE %	Election Day	Absentee Mail	Absentee Early Vote	Provisional
No Valid Petition Filed	0		0	0	0	0
Total Votes Cast	0		0	0	0	0
Overvotes	0		0	0	0	0
Undervotes	5		5	0	0	0
Contest Totals	5		5	0	0	0

0019 WILKESVILLE CORP

DEM Clerk of the Court of Common Pleas

Vote For 1

	TOTAL	VOTE %	Election Day	Absentee Mail	Absentee Early Vote	Provisional
No Valid Petition Filed	0		0	0	0	0
Total Votes Cast	0		0	0	0	0
Overvotes	0		0	0	0	0
Undervotes	5		5	0	0	0
Contest Totals	5		5	0	0	0

DEM Sheriff

Vote For 1

	TOTAL	VOTE %	Election Day	Absentee Mail	Absentee Early Vote	Provisional
No Valid Petition Filed	0		0	0	0	0
Total Votes Cast	0		0	0	0	0
Overvotes	0		0	0	0	0
Undervotes	5		5	0	0	0
Contest Totals	5		5	0	0	0

DEM County Recorder

Vote For 1

	TOTAL	VOTE %	Election Day	Absentee Mail	Absentee Early Vote	Provisional
No Valid Petition Filed	0		0	0	0	0
Total Votes Cast	0		0	0	0	0
Overvotes	0		0	0	0	0
Undervotes	5		5	0	0	0
Contest Totals	5		5	0	0	0

DEM County Treasurer

Vote For 1

	TOTAL	VOTE %	Election Day	Absentee Mail	Absentee Early Vote	Provisional
Vicki Maxwell	4	100.00%	4	0	0	0
Total Votes Cast	4	100.00%	4	0	0	0
Overvotes	0		0	0	0	0
Undervotes	1		1	0	0	0
Contest Totals	5		5	0	0	0

DEM County Engineer

Vote For 1

	TOTAL	VOTE %	Election Day	Absentee Mail	Absentee Early Vote	Provisional
No Valid Petition Filed	0		0	0	0	0
Total Votes Cast	0		0	0	0	0
Overvotes	0		0	0	0	0
Undervotes	5		5	0	0	0
Contest Totals	5		5	0	0	0

0019 WILKESVILLE CORP

DEM Coroner

Vote For 1

	TOTAL	VOTE %	Election Day	Absentee Mail	Absentee Early Vote	Provisional
No Valid Petition Filed	0		0	0	0	0
Total Votes Cast	0		0	0	0	0
Overvotes	0		0	0	0	0
Undervotes	5		5	0	0	0
Contest Totals	5		5	0	0	0

REP Delegates-at-Large and Alternates-at-Large to the National Convention

Vote For 1

	TOTAL	VOTE %	Election Day	Absentee Mail	Absentee Early Vote	Provisional
Chris Christie	0	0.00%	0	0	0	0
Ron DeSantis	0	0.00%	0	0	0	0
Nikki R. Haley	1	5.26%	1	0	0	0
Vivek Ramaswamy	0	0.00%	0	0	0	0
Donald J. Trump	18	94.74%	15	1	2	0
Total Votes Cast	19	100.00%	16	1	2	0
Overvotes	0		0	0	0	0
Undervotes	0		0	0	0	0
Contest Totals	19		16	1	2	0

REP District Delegates and District Alternates to the National Convention (2nd District)

Vote For 1

	TOTAL	VOTE %	Election Day	Absentee Mail	Absentee Early Vote	Provisional
Chris Christie	0	0.00%	0	0	0	0
Ron DeSantis	1	5.26%	1	0	0	0
Nikki R. Haley	1	5.26%	1	0	0	0
Vivek Ramaswamy	0	0.00%	0	0	0	0
Donald J. Trump	17	89.47%	14	1	2	0
Total Votes Cast	19	100.00%	16	1	2	0
Overvotes	0		0	0	0	0
Undervotes	0		0	0	0	0
Contest Totals	19		16	1	2	0

REP U.S. Senator

Vote For 1

	TOTAL	VOTE %	Election Day	Absentee Mail	Absentee Early Vote	Provisional
Matt Dolan	3	16.67%	3	0	0	0
Frank LaRose	8	44.44%	7	1	0	0
Bernie Moreno	7	38.89%	5	0	2	0
Total Votes Cast	18	100.00%	15	1	2	0
Overvotes	0		0	0	0	0
Undervotes	1		1	0	0	0
Contest Totals	19		16	1	2	0

0019 WILKESVILLE CORP

REP Representative to Congress (2nd District)

Vote For 1

	TOTAL	VOTE %	Election Day	Absentee Mail	Absentee Early Vote	Provisional
Niraj Antani	1	5.26%	1	0	0	0
Kim Georgeton	1	5.26%	1	0	0	0
Phil Heimlich	0	0.00%	0	0	0	0
Ron Hood	4	21.05%	4	0	0	0
Tom Hwang	0	0.00%	0	0	0	0
Larry Kidd	9	47.37%	9	0	0	0
Derek Myers	0	0.00%	0	0	0	0
Tim O'Hara	0	0.00%	0	0	0	0
Charles Tassell	0	0.00%	0	0	0	0
David J. Taylor	4	21.05%	1	1	2	0
Shane Wilkin	0	0.00%	0	0	0	0
Total Votes Cast	19	100.00%	16	1	2	0
Overvotes	0		0	0	0	0
Undervotes	0		0	0	0	0
Contest Totals	19		16	1	2	0

REP Justice of the Supreme Court FTC 1-1-25

Vote For 1

	TOTAL	VOTE %	Election Day	Absentee Mail	Absentee Early Vote	Provisional
Megan E. Shanahan	13	100.00%	11	0	2	0
Total Votes Cast	13	100.00%	11	0	2	0
Overvotes	0		0	0	0	0
Undervotes	6		5	1	0	0
Contest Totals	19		16	1	2	0

REP Justice of the Supreme Court FTC 1-2-25

Vote For 1

	TOTAL	VOTE %	Election Day	Absentee Mail	Absentee Early Vote	Provisional
Joseph T. Deters	15	100.00%	13	0	2	0
Total Votes Cast	15	100.00%	13	0	2	0
Overvotes	0		0	0	0	0
Undervotes	4		3	1	0	0
Contest Totals	19		16	1	2	0

REP Justice of the Supreme Court UTE 12-31-26

Vote For 1

	TOTAL	VOTE %	Election Day	Absentee Mail	Absentee Early Vote	Provisional
Daniel R. Hawkins	14	100.00%	12	0	2	0
Total Votes Cast	14	100.00%	12	0	2	0
Overvotes	0		0	0	0	0
Undervotes	5		4	1	0	0
Contest Totals	19		16	1	2	0

0019 WILKESVILLE CORP

REP Judge of the Court of Appeals (4th District) FTC 2-9-25

Vote For 1

	TOTAL	VOTE %	Election Day	Absentee Mail	Absentee Early Vote	Provisional
Jason P. Smith	16	100.00%	14	0	2	0
Total Votes Cast	16	100.00%	14	0	2	0
Overvotes	0		0	0	0	0
Undervotes	3		2	1	0	0
Contest Totals	19		16	1	2	0

REP Judge of the Court of Appeals (4th District) FTC 2-10-25

Vote For 1

	TOTAL	VOTE %	Election Day	Absentee Mail	Absentee Early Vote	Provisional
Mike Hess	15	100.00%	13	0	2	0
Total Votes Cast	15	100.00%	13	0	2	0
Overvotes	0		0	0	0	0
Undervotes	4		3	1	0	0
Contest Totals	19		16	1	2	0

REP Member of State Central Committee, Man (17th District)

Vote For 1

	TOTAL	VOTE %	Election Day	Absentee Mail	Absentee Early Vote	Provisional
David A. Glass	15	100.00%	13	0	2	0
Total Votes Cast	15	100.00%	13	0	2	0
Overvotes	0		0	0	0	0
Undervotes	4		3	1	0	0
Contest Totals	19		16	1	2	0

REP Member of State Central Committee, Woman (17th District)

Vote For 1

	TOTAL	VOTE %	Election Day	Absentee Mail	Absentee Early Vote	Provisional
Bonnie Ward	15	100.00%	13	0	2	0
Total Votes Cast	15	100.00%	13	0	2	0
Overvotes	0		0	0	0	0
Undervotes	4		3	1	0	0
Contest Totals	19		16	1	2	0

REP State Representative (92nd District)

Vote For 1

	TOTAL	VOTE %	Election Day	Absentee Mail	Absentee Early Vote	Provisional
Mark Johnson	16	100.00%	14	0	2	0
Total Votes Cast	16	100.00%	14	0	2	0
Overvotes	0		0	0	0	0
Undervotes	3		2	1	0	0
Contest Totals	19		16	1	2	0

0019 WILKESVILLE CORP

REP Judge of the Court of Common Pleas

Vote For 1

	TOTAL	VOTE %	Election Day	Absentee Mail	Absentee Early Vote	Provisional
James S. Payne	16	100.00%	14	0	2	0
Total Votes Cast	16	100.00%	14	0	2	0
Overvotes	0		0	0	0	0
Undervotes	3		2	1	0	0
Contest Totals	19		16	1	2	0

REP County Commissioner FTC 1-2-25

Vote For 1

	TOTAL	VOTE %	Election Day	Absentee Mail	Absentee Early Vote	Provisional
Kevin D. Cozad	11	61.11%	11	0	0	0
Mark D. Fout	7	38.89%	5	0	2	0
Total Votes Cast	18	100.00%	16	0	2	0
Overvotes	0		0	0	0	0
Undervotes	1		0	1	0	0
Contest Totals	19		16	1	2	0

REP County Commissioner FTC 1-3-25

Vote For 1

	TOTAL	VOTE %	Election Day	Absentee Mail	Absentee Early Vote	Provisional
Jeffery A. Harper III	7	38.89%	7	0	0	0
Charles W. Pittman	4	22.22%	4	0	0	0
William W. Wellman	7	38.89%	5	0	2	0
Total Votes Cast	18	100.00%	16	0	2	0
Overvotes	0		0	0	0	0
Undervotes	1		0	1	0	0
Contest Totals	19		16	1	2	0

REP Prosecuting Attorney

Vote For 1

	TOTAL	VOTE %	Election Day	Absentee Mail	Absentee Early Vote	Provisional
William Luther Archer Jr.	15	100.00%	13	0	2	0
Total Votes Cast	15	100.00%	13	0	2	0
Overvotes	0		0	0	0	0
Undervotes	4		3	1	0	0
Contest Totals	19		16	1	2	0

REP Clerk of the Court of Common Pleas

Vote For 1

	TOTAL	VOTE %	Election Day	Absentee Mail	Absentee Early Vote	Provisional
Jeremiah Randolph Griffith	17	100.00%	15	0	2	0
Total Votes Cast	17	100.00%	15	0	2	0
Overvotes	0		0	0	0	0
Undervotes	2		1	1	0	0
Contest Totals	19		16	1	2	0

0019 WILKESVILLE CORP

REP Sheriff

Vote For 1

	TOTAL	VOTE %	Election Day	Absentee Mail	Absentee Early Vote	Provisional
Ryan C. Cain	17	100.00%	15	0	2	0
Total Votes Cast	17	100.00%	15	0	2	0
Overvotes	0		0	0	0	0
Undervotes	2		1	1	0	0
Contest Totals	19		16	1	2	0

REP County Recorder

Vote For 1

	TOTAL	VOTE %	Election Day	Absentee Mail	Absentee Early Vote	Provisional
Erin D. Yates	17	100.00%	15	0	2	0
Total Votes Cast	17	100.00%	15	0	2	0
Overvotes	0		0	0	0	0
Undervotes	2		1	1	0	0
Contest Totals	19		16	1	2	0

REP County Treasurer

Vote For 1

	TOTAL	VOTE %	Election Day	Absentee Mail	Absentee Early Vote	Provisional
No Valid Petition Filed	0		0	0	0	0
Total Votes Cast	0		0	0	0	0
Overvotes	0		0	0	0	0
Undervotes	19		16	1	2	0
Contest Totals	19		16	1	2	0

REP County Engineer

Vote For 1

	TOTAL	VOTE %	Election Day	Absentee Mail	Absentee Early Vote	Provisional
Roy A. Depue	16	100.00%	14	0	2	0
Total Votes Cast	16	100.00%	14	0	2	0
Overvotes	0		0	0	0	0
Undervotes	3		2	1	0	0
Contest Totals	19		16	1	2	0

REP Coroner




Vote For 1

	TOTAL	VOTE %	Election Day	Absentee Mail	Absentee Early Vote	Provisional
No Valid Petition Filed	0		0	0	0	0
Total Votes Cast	0		0	0	0	0
Overvotes	0		0	0	0	0
Undervotes	19		16	1	2	0
Contest Totals	19		16	1	2	0



0020 WILKESVILLE TOWNSHIP

Statistics	TOTAL	Election Day	Absentee Mail	Absentee Early Vote	Provisional
Registered Voters - Total	462				
Registered Voters - DEMOCRATIC	31				
Registered Voters - REPUBLICAN	111				
Registered Voters - NONPARTISAN	320				
Ballots Cast - Total	85	50	23	12	0
Ballots Cast - DEMOCRATIC PARTY	14	12	0	2	0
Ballots Cast - REPUBLICAN PARTY	71	38	23	10	0
Ballots Cast - NONPARTISAN	0	0	0	0	0
Voter Turnout - Total	18.40%				
Voter Turnout - DEMOCRATIC PARTY	45.16%				
Voter Turnout - REPUBLICAN PARTY	63.96%				
Voter Turnout - NONPARTISAN	0.00%				




DEM Delegates-at-Large and Alternates-at-Large to the National Convention

Vote For 1	TOTAL	VOTE %	Election Day	Absentee Mail	Absentee Early Vote	Provisional
Joseph R. Biden Jr.	10	71.43% 	8	0	2	0
Dean Phillips	4	28.57% 	4	0	0	0
Total Votes Cast	14	100.00% 	12	0	2	0
Overvotes	0		0	0	0	0
Undervotes	0		0	0	0	0
Contest Totals	14		12	0	2	0

DEM U.S. Senator

Vote For 1	TOTAL	VOTE %	Election Day	Absentee Mail	Absentee Early Vote	Provisional
Sherrod Brown	14	100.00% 	12	0	2	0
Total Votes Cast	14	100.00% 	12	0	2	0
Overvotes	0		0	0	0	0
Undervotes	0		0	0	0	0
Contest Totals	14		12	0	2	0

DEM Representative to Congress (2nd District)

Vote For 1	TOTAL	VOTE %	Election Day	Absentee Mail	Absentee Early Vote	Provisional
Samantha Meadows	10	71.43% 	8	0	2	0
Withdrawn	4	28.57% 	4	0	0	0
Total Votes Cast	14	100.00% 	12	0	2	0
Overvotes	0		0	0	0	0
Undervotes	0		0	0	0	0
Contest Totals	14		12	0	2	0

0020 WILKESVILLE TOWNSHIP

DEM Justice of the Supreme Court FTC 1-1-25

Vote For 1

	TOTAL	VOTE %	Election Day	Absentee Mail	Absentee Early Vote	Provisional
Michael P. Donnelly	9	100.00%	8	0	1	0
Total Votes Cast	9	100.00%	8	0	1	0
Overvotes	0		0	0	0	0
Undervotes	5		4	0	1	0
Contest Totals	14		12	0	2	0

DEM Justice of the Supreme Court FTC 1-2-25

Vote For 1

	TOTAL	VOTE %	Election Day	Absentee Mail	Absentee Early Vote	Provisional
Melody J. Stewart	10	100.00%	9	0	1	0
Total Votes Cast	10	100.00%	9	0	1	0
Overvotes	0		0	0	0	0
Undervotes	4		3	0	1	0
Contest Totals	14		12	0	2	0

DEM Justice of the Supreme Court UTE 12-31-26

Vote For 1

	TOTAL	VOTE %	Election Day	Absentee Mail	Absentee Early Vote	Provisional
Lisa Forbes	6	54.55%	4	0	2	0
Terri Jamison	5	45.45%	5	0	0	0
Total Votes Cast	11	100.00%	9	0	2	0
Overvotes	0		0	0	0	0
Undervotes	3		3	0	0	0
Contest Totals	14		12	0	2	0

DEM Judge of the Court of Appeals (4th District) FTC 2-9-25

Vote For 1

	TOTAL	VOTE %	Election Day	Absentee Mail	Absentee Early Vote	Provisional
No Valid Petition Filed	0		0	0	0	0
Total Votes Cast	0		0	0	0	0
Overvotes	0		0	0	0	0
Undervotes	14		12	0	2	0
Contest Totals	14		12	0	2	0

DEM Judge of the Court of Appeals (4th District) FTC 2-10-25

Vote For 1

	TOTAL	VOTE %	Election Day	Absentee Mail	Absentee Early Vote	Provisional
No Valid Petition Filed	0		0	0	0	0
Total Votes Cast	0		0	0	0	0
Overvotes	0		0	0	0	0
Undervotes	14		12	0	2	0
Contest Totals	14		12	0	2	0

0020 WILKESVILLE TOWNSHIP

DEM State Representative (92nd District)

Vote For 1

	TOTAL	VOTE %	Election Day	Absentee Mail	Absentee Early Vote	Provisional
Arthur Donald Beatty	10	100.00%	9	0	1	0
Total Votes Cast	10	100.00%	9	0	1	0
Overvotes	0		0	0	0	0
Undervotes	4		3	0	1	0
Contest Totals	14		12	0	2	0

DEM Judge of the Court of Common Pleas

Vote For 1

	TOTAL	VOTE %	Election Day	Absentee Mail	Absentee Early Vote	Provisional
Laina Fetherolf Rogers	12	100.00%	11	0	1	0
Total Votes Cast	12	100.00%	11	0	1	0
Overvotes	0		0	0	0	0
Undervotes	2		1	0	1	0
Contest Totals	14		12	0	2	0

DEM County Commissioner FTC 1-2-25

Vote For 1

	TOTAL	VOTE %	Election Day	Absentee Mail	Absentee Early Vote	Provisional
No Valid Petition Filed	0		0	0	0	0
Total Votes Cast	0		0	0	0	0
Overvotes	0		0	0	0	0
Undervotes	14		12	0	2	0
Contest Totals	14		12	0	2	0

DEM County Commissioner FTC 1-3-25

Vote For 1

	TOTAL	VOTE %	Election Day	Absentee Mail	Absentee Early Vote	Provisional
Michael E. Betts	4	30.77%	3	0	1	0
Jeff Allan Fee	5	38.46%	5	0	0	0
Lynn Herrold	4	30.77%	3	0	1	0
Total Votes Cast	13	100.00%	11	0	2	0
Overvotes	0		0	0	0	0
Undervotes	1		1	0	0	0
Contest Totals	14		12	0	2	0

DEM Prosecuting Attorney

Vote For 1

	TOTAL	VOTE %	Election Day	Absentee Mail	Absentee Early Vote	Provisional
No Valid Petition Filed	0		0	0	0	0
Total Votes Cast	0		0	0	0	0
Overvotes	0		0	0	0	0
Undervotes	14		12	0	2	0
Contest Totals	14		12	0	2	0

0020 WILKESVILLE TOWNSHIP

DEM Clerk of the Court of Common Pleas

Vote For 1

	TOTAL	VOTE %	Election Day	Absentee Mail	Absentee Early Vote	Provisional
No Valid Petition Filed	0		0	0	0	0
Total Votes Cast	0		0	0	0	0
Overvotes	0		0	0	0	0
Undervotes	14		12	0	2	0
Contest Totals	14		12	0	2	0

DEM Sheriff

Vote For 1

	TOTAL	VOTE %	Election Day	Absentee Mail	Absentee Early Vote	Provisional
No Valid Petition Filed	0		0	0	0	0
Total Votes Cast	0		0	0	0	0
Overvotes	0		0	0	0	0
Undervotes	14		12	0	2	0
Contest Totals	14		12	0	2	0

DEM County Recorder

Vote For 1

	TOTAL	VOTE %	Election Day	Absentee Mail	Absentee Early Vote	Provisional
No Valid Petition Filed	0		0	0	0	0
Total Votes Cast	0		0	0	0	0
Overvotes	0		0	0	0	0
Undervotes	14		12	0	2	0
Contest Totals	14		12	0	2	0

DEM County Treasurer

Vote For 1

	TOTAL	VOTE %	Election Day	Absentee Mail	Absentee Early Vote	Provisional
Vicki Maxwell	11	100.00%	9	0	2	0
Total Votes Cast	11	100.00%	9	0	2	0
Overvotes	0		0	0	0	0
Undervotes	3		3	0	0	0
Contest Totals	14		12	0	2	0

DEM County Engineer

Vote For 1

	TOTAL	VOTE %	Election Day	Absentee Mail	Absentee Early Vote	Provisional
No Valid Petition Filed	0		0	0	0	0
Total Votes Cast	0		0	0	0	0
Overvotes	0		0	0	0	0
Undervotes	14		12	0	2	0
Contest Totals	14		12	0	2	0

0020 WILKESVILLE TOWNSHIP

DEM Coroner

Vote For 1

	TOTAL	VOTE %	Election Day	Absentee Mail	Absentee Early Vote	Provisional
No Valid Petition Filed	0		0	0	0	0
Total Votes Cast	0		0	0	0	0
Overvotes	0		0	0	0	0
Undervotes	14		12	0	2	0
Contest Totals	14		12	0	2	0

REP Delegates-at-Large and Alternates-at-Large to the National Convention

Vote For 1

	TOTAL	VOTE %	Election Day	Absentee Mail	Absentee Early Vote	Provisional
Chris Christie	0	0.00%	0	0	0	0
Ron DeSantis	3	4.62%	2	0	1	0
Nikki R. Haley	2	3.08%	2	0	0	0
Vivek Ramaswamy	0	0.00%	0	0	0	0
Donald J. Trump	60	92.31%	33	20	7	0
Total Votes Cast	65	100.00%	37	20	8	0
Overvotes	0		0	0	0	0
Undervotes	6		1	3	2	0
Contest Totals	71		38	23	10	0

REP District Delegates and District Alternates to the National Convention (2nd District)

Vote For 1

	TOTAL	VOTE %	Election Day	Absentee Mail	Absentee Early Vote	Provisional
Chris Christie	0	0.00%	0	0	0	0
Ron DeSantis	5	7.58%	4	0	1	0
Nikki R. Haley	2	3.03%	2	0	0	0
Vivek Ramaswamy	0	0.00%	0	0	0	0
Donald J. Trump	59	89.39%	32	20	7	0
Total Votes Cast	66	100.00%	38	20	8	0
Overvotes	0		0	0	0	0
Undervotes	5		0	3	2	0
Contest Totals	71		38	23	10	0

REP U.S. Senator

Vote For 1

	TOTAL	VOTE %	Election Day	Absentee Mail	Absentee Early Vote	Provisional
Matt Dolan	12	21.05%	7	4	1	0
Frank LaRose	14	24.56%	6	5	3	0
Bernie Moreno	31	54.39%	20	7	4	0
Total Votes Cast	57	100.00%	33	16	8	0
Overvotes	0		0	0	0	0
Undervotes	14		5	7	2	0
Contest Totals	71		38	23	10	0

0020 WILKESVILLE TOWNSHIP

REP Representative to Congress (2nd District)

Vote For 1

	TOTAL	VOTE %	Election Day	Absentee Mail	Absentee Early Vote	Provisional
Niraj Antani	1	1.59%	0	0	1	0
Kim Georgeton	0	0.00%	0	0	0	0
Phil Heimlich	2	3.17%	1	0	1	0
Ron Hood	1	1.59%	1	0	0	0
Tom Hwang	0	0.00%	0	0	0	0
Larry Kidd	30	47.62%	18	11	1	0
Derek Myers	1	1.59%	0	1	0	0
Tim O'Hara	4	6.35%	1	0	3	0
Charles Tassell	0	0.00%	0	0	0	0
David J. Taylor	17	26.98%	11	6	0	0
Shane Wilkin	7	11.11%	1	2	4	0
Total Votes Cast	63	100.00%	33	20	10	0
Overvotes	0		0	0	0	0
Undervotes	8		5	3	0	0
Contest Totals	71		38	23	10	0

REP Justice of the Supreme Court FTC 1-1-25

Vote For 1

	TOTAL	VOTE %	Election Day	Absentee Mail	Absentee Early Vote	Provisional
Megan E. Shanahan	48	100.00%	26	17	5	0
Total Votes Cast	48	100.00%	26	17	5	0
Overvotes	0		0	0	0	0
Undervotes	23		12	6	5	0
Contest Totals	71		38	23	10	0

REP Justice of the Supreme Court FTC 1-2-25

Vote For 1

	TOTAL	VOTE %	Election Day	Absentee Mail	Absentee Early Vote	Provisional
Joseph T. Deters	44	100.00%	22	17	5	0
Total Votes Cast	44	100.00%	22	17	5	0
Overvotes	0		0	0	0	0
Undervotes	27		16	6	5	0
Contest Totals	71		38	23	10	0

REP Justice of the Supreme Court UTE 12-31-26

Vote For 1

	TOTAL	VOTE %	Election Day	Absentee Mail	Absentee Early Vote	Provisional
Daniel R. Hawkins	44	100.00%	21	17	6	0
Total Votes Cast	44	100.00%	21	17	6	0
Overvotes	0		0	0	0	0
Undervotes	27		17	6	4	0
Contest Totals	71		38	23	10	0

0020 WILKESVILLE TOWNSHIP

REP Judge of the Court of Appeals (4th District) FTC 2-9-25

Vote For 1

	TOTAL	VOTE %	Election Day	Absentee Mail	Absentee Early Vote	Provisional
Jason P. Smith	44	100.00%	22	17	5	0
Total Votes Cast	44	100.00%	22	17	5	0
Overvotes	0		0	0	0	0
Undervotes	27		16	6	5	0
Contest Totals	71		38	23	10	0

REP Judge of the Court of Appeals (4th District) FTC 2-10-25

Vote For 1

	TOTAL	VOTE %	Election Day	Absentee Mail	Absentee Early Vote	Provisional
Mike Hess	43	100.00%	21	17	5	0
Total Votes Cast	43	100.00%	21	17	5	0
Overvotes	0		0	0	0	0
Undervotes	28		17	6	5	0
Contest Totals	71		38	23	10	0

REP Member of State Central Committee, Man (17th District)

Vote For 1

	TOTAL	VOTE %	Election Day	Absentee Mail	Absentee Early Vote	Provisional
David A. Glass	43	100.00%	22	16	5	0
Total Votes Cast	43	100.00%	22	16	5	0
Overvotes	0		0	0	0	0
Undervotes	28		16	7	5	0
Contest Totals	71		38	23	10	0

REP Member of State Central Committee, Woman (17th District)

Vote For 1

	TOTAL	VOTE %	Election Day	Absentee Mail	Absentee Early Vote	Provisional
Bonnie Ward	45	100.00%	24	16	5	0
Total Votes Cast	45	100.00%	24	16	5	0
Overvotes	0		0	0	0	0
Undervotes	26		14	7	5	0
Contest Totals	71		38	23	10	0

REP State Representative (92nd District)

Vote For 1

	TOTAL	VOTE %	Election Day	Absentee Mail	Absentee Early Vote	Provisional
Mark Johnson	46	100.00%	24	17	5	0
Total Votes Cast	46	100.00%	24	17	5	0
Overvotes	0		0	0	0	0
Undervotes	25		14	6	5	0
Contest Totals	71		38	23	10	0

0020 WILKESVILLE TOWNSHIP

REP Judge of the Court of Common Pleas

Vote For 1

	TOTAL	VOTE %	Election Day	Absentee Mail	Absentee Early Vote	Provisional
James S. Payne	45	100.00%	23	17	5	0
Total Votes Cast	45	100.00%	23	17	5	0
Overvotes	0		0	0	0	0
Undervotes	26		15	6	5	0
Contest Totals	71		38	23	10	0

REP County Commissioner FTC 1-2-25

Vote For 1

	TOTAL	VOTE %	Election Day	Absentee Mail	Absentee Early Vote	Provisional
Kevin D. Cozad	32	52.46%	17	13	2	0
Mark D. Fout	29	47.54%	15	8	6	0
Total Votes Cast	61	100.00%	32	21	8	0
Overvotes	0		0	0	0	0
Undervotes	10		6	2	2	0
Contest Totals	71		38	23	10	0

REP County Commissioner FTC 1-3-25

Vote For 1

	TOTAL	VOTE %	Election Day	Absentee Mail	Absentee Early Vote	Provisional
Jeffery A. Harper III	16	28.57%	6	8	2	0
Charles W. Pittman	13	23.21%	8	2	3	0
William W. Wellman	27	48.21%	17	7	3	0
Total Votes Cast	56	100.00%	31	17	8	0
Overvotes	0		0	0	0	0
Undervotes	15		7	6	2	0
Contest Totals	71		38	23	10	0

REP Prosecuting Attorney

Vote For 1

	TOTAL	VOTE %	Election Day	Absentee Mail	Absentee Early Vote	Provisional
William Luther Archer Jr.	45	100.00%	23	17	5	0
Total Votes Cast	45	100.00%	23	17	5	0
Overvotes	0		0	0	0	0
Undervotes	26		15	6	5	0
Contest Totals	71		38	23	10	0

REP Clerk of the Court of Common Pleas

Vote For 1

	TOTAL	VOTE %	Election Day	Absentee Mail	Absentee Early Vote	Provisional
Jeremiah Randolph Griffith	45	100.00%	23	17	5	0
Total Votes Cast	45	100.00%	23	17	5	0
Overvotes	0		0	0	0	0
Undervotes	26		15	6	5	0
Contest Totals	71		38	23	10	0

0020 WILKESVILLE TOWNSHIP

REP Sheriff

Vote For 1

	TOTAL	VOTE %	Election Day	Absentee Mail	Absentee Early Vote	Provisional
Ryan C. Cain	50	100.00%	29	17	4	0
Total Votes Cast	50	100.00%	29	17	4	0
Overvotes	0		0	0	0	0
Undervotes	21		9	6	6	0
Contest Totals	71		38	23	10	0

REP County Recorder

Vote For 1

	TOTAL	VOTE %	Election Day	Absentee Mail	Absentee Early Vote	Provisional
Erin D. Yates	48	100.00%	26	17	5	0
Total Votes Cast	48	100.00%	26	17	5	0
Overvotes	0		0	0	0	0
Undervotes	23		12	6	5	0
Contest Totals	71		38	23	10	0

REP County Treasurer

Vote For 1

	TOTAL	VOTE %	Election Day	Absentee Mail	Absentee Early Vote	Provisional
No Valid Petition Filed	0		0	0	0	0
Total Votes Cast	0		0	0	0	0
Overvotes	0		0	0	0	0
Undervotes	71		38	23	10	0
Contest Totals	71		38	23	10	0

REP County Engineer

Vote For 1

	TOTAL	VOTE %	Election Day	Absentee Mail	Absentee Early Vote	Provisional
Roy A. Depue	47	100.00%	25	17	5	0
Total Votes Cast	47	100.00%	25	17	5	0
Overvotes	0		0	0	0	0
Undervotes	24		13	6	5	0
Contest Totals	71		38	23	10	0

REP Coroner

Vote For 1

	TOTAL	VOTE %	Election Day	Absentee Mail	Absentee Early Vote	Provisional
No Valid Petition Filed	0		0	0	0	0
Total Votes Cast	0		0	0	0	0
Overvotes	0		0	0	0	0
Undervotes	71		38	23	10	0
Contest Totals	71		38	23	10	0