

**November 7, 2023 General Election
Official Certification of Results
Signature Form**

We, the undersigned Members of the Board of Elections of County indicated below, do hereby certify that the Official Results of the Election (county specific and most-populous, if applicable) submitted to the Secretary of State's Office are valid and accurate, and the number of absentee voters reconciles with the number of absentee ballots cast and counted.







Wyandot

County Name

IN WITNESS WHEREOF, we have subscribed our names officially on the date indicated below:

11/17/2023

Today's Date

 _____ Director	 _____ Deputy Director
 _____ Board Member	 _____ Board Member
 _____ Board Member	 _____ Board Member

The Board must complete and sign, scan, and email the signed form to Results@OhioSoS.gov along with the *Official Vote Total Summary Report with Group Detail*.

Election Summary - Group Detail

2023 General Election

November 7, 2023

Official Canvass

Wyandot County

Statistics

	TOTAL	Election Day	Absentee	Provisional
Election Day Precincts Reporting	23 of 23	23	0	0
Precincts Complete	0 of 23	0	0	0
Precincts Partially Reported	23 of 23	23	0	0
Absentee/ Early Precincts Reporting	23 of 23	0	23	23
Registered Voters - Total	14,938			
Ballots Cast - Total	7,812	5,672	2,046	94
Ballots Cast - Blank	4	0	3	1
Voter Turnout - Total	52.30%			

11-17-23

SRS

 11-17-2023

Election Summary - Group Detail
 2023 General Election
 November 7, 2023

Official Canvass

Wyandot County

Mayor Upper Sandusky City

Vote For 1

	TOTAL	VOTE %	Election Day	Absentee	Provisional
Rep Kyle McColly	1,408	66.38%	909	478	21
Mark A. Albert	713	33.62%	374	317	22
Total Votes Cast	2,121	100.00%	1,283	795	43
Contest Totals	2,183		1,316	821	46

Member of Council at Large Upper Sandusky City

Vote For 3

	TOTAL	VOTE %	Election Day	Absentee	Provisional
Rep Katherine P. Niederkohr	1,501	38.20%	945	529	27
Rep Julia Lemire	1,228	31.25%	782	432	14
Scott Moore	1,200	30.54%	705	481	14
Total Votes Cast	3,929	100.00%	2,432	1,442	55
Contest Totals	6,549		3,948	2,463	138

Judge of Municipal Court FTC 1-1-24

Vote For 1

	TOTAL	VOTE %	Election Day	Absentee	Provisional
Rep James M. Ruhlen	6,621	100.00%	4,884	1,660	77
Total Votes Cast	6,621	100.00%	4,884	1,660	77
Contest Totals	7,812		5,672	2,046	94

Mayor Carey Village

Vote For 1

	TOTAL	VOTE %	Election Day	Absentee	Provisional
Jennifer Rathburn	533	50.19%	407	119	7
Rep Chad D. Kin	529	49.81%	428	97	4
Total Votes Cast	1,062	100.00%	835	216	11
Contest Totals	1,107		872	223	12

Member of Council at Large Carey Village

Vote For 2

	TOTAL	VOTE %	Election Day	Absentee	Provisional
Write-In: NONQUALIFIED	45	53.57%	37	7	1
Write-In: Robert E Styer	39	46.43%	30	9	0
No Valid Petition Filed	0	0.00%	0	0	0
Write-In Totals	84	100.00%	67	16	1
Not Assigned	0	0.00%	0	0	0
Total Votes Cast	84	100.00%	67	16	1
Contest Totals	2,214		1,744	446	24

Mayor Harpster Village

Vote For 1

	TOTAL	VOTE %	Election Day	Absentee	Provisional
Thomas R. McBride	66	100.00%	62	3	1
Total Votes Cast	66	100.00%	62	3	1
Contest Totals	83		78	4	1

Election Summary - Group Detail
 2023 General Election
 November 7, 2023

Official Canvass

Wyandot County

Clerk-Treasurer Harpster Village

Vote For 1

	TOTAL	VOTE %	Election Day	Absentee	Provisional
Laura A. McBride	67	100.00%	64	2	1
Total Votes Cast	67	100.00%	64	2	1
Contest Totals	83		78	4	1

Member of Council Harpster Village

Vote For 2

	TOTAL	VOTE %	Election Day	Absentee	Provisional
Melinda Frederick	61	52.14%	59	2	0
Jodi Robinson	56	47.86%	53	3	0
Total Votes Cast	117	100.00%	112	5	0
Contest Totals	166		156	8	2

Mayor Kirby Village

Vote For 1

	TOTAL	VOTE %	Election Day	Absentee	Provisional
Timothy C. Stansbery	28	100.00%	19	9	0
Total Votes Cast	28	100.00%	19	9	0
Contest Totals	29		19	10	0

Clerk-Treasurer Kirby Village

Vote For 1

	TOTAL	VOTE %	Election Day	Absentee	Provisional
Darl Snyder	28	100.00%	19	9	0
Total Votes Cast	28	100.00%	19	9	0
Contest Totals	29		19	10	0

Member of Council Kirby Village

Vote For 2

	TOTAL	VOTE %	Election Day	Absentee	Provisional
Douglas Snyder	27	57.45%	19	8	0
Thomas Smith	20	42.55%	11	9	0
Total Votes Cast	47	100.00%	30	17	0
Contest Totals	58		38	20	0

Mayor Marseilles Village

Vote For 1

	TOTAL	VOTE %	Election Day	Absentee	Provisional
Ricky L. Arnold	36	100.00%	33	3	0
Total Votes Cast	36	100.00%	33	3	0
Contest Totals	37		34	3	0

Election Summary - Group Detail
 2023 General Election
 November 7, 2023

Official Canvass

Wyandot County

Clerk-Treasurer Marseilles Village

Vote For 1

	TOTAL	VOTE %	Election Day	Absentee	Provisional
Barbara E. Arnold	37	100.00%	34	3	0
Total Votes Cast	37	100.00%	34	3	0
Contest Totals	37		34	3	0

Member of Council Marseilles Village

Vote For 2

	TOTAL	VOTE %	Election Day	Absentee	Provisional
No Valid Petition Filed	0		0	0	0
No Valid Petition Filed	0		0	0	0
Total Votes Cast	0		0	0	0
Contest Totals	74		68	6	0

Mayor Nevada Village

Vote For 1

	TOTAL	VOTE %	Election Day	Absentee	Provisional
Harold Lambert	146	100.00%	111	32	3
Total Votes Cast	146	100.00%	111	32	3
Contest Totals	190		143	44	3

Clerk-Treasurer Nevada Village

Vote For 1

	TOTAL	VOTE %	Election Day	Absentee	Provisional
No Valid Petition Filed	0		0	0	0
Total Votes Cast	0		0	0	0
Contest Totals	190		143	44	3

Member of Council Nevada Village

Vote For 2

	TOTAL	VOTE %	Election Day	Absentee	Provisional
Gregory T. Durham	130	100.00%	98	29	3
No Valid Petition Filed	0	0.00%	0	0	0
Total Votes Cast	130	100.00%	98	29	3
Contest Totals	380		286	88	6

Member of Board of Public Affairs Nevada Village

Vote For 2

	TOTAL	VOTE %	Election Day	Absentee	Provisional
Steven Messmer	138	100.00%	108	27	3
No Valid Petition Filed	0	0.00%	0	0	0
Total Votes Cast	138	100.00%	108	27	3
Contest Totals	380		286	88	6

Election Summary - Group Detail
 2023 General Election
 November 7, 2023

Official Canvass

Wyandot County

Mayor Sycamore Village

Vote For 1

	TOTAL	VOTE %	Election Day	Absentee	Provisional
Anthony Mark Flood	251	100.00%	220	27	4
Total Votes Cast	251	100.00%	220	27	4
Contest Totals	291		250	36	5

Member of Council Sycamore Village

Vote For 2

	TOTAL	VOTE %	Election Day	Absentee	Provisional
Amy J. Dunn	218	50.11%	189	27	2
Michael Granata	217	49.89%	191	24	2
Total Votes Cast	435	100.00%	380	51	4
Contest Totals	582		500	72	10

Mayor Wharton Village

Vote For 1

	TOTAL	VOTE %	Election Day	Absentee	Provisional
No Valid Petition Filed	0		0	0	0
Total Votes Cast	0		0	0	0
Contest Totals	99		85	11	3

Clerk-Treasurer Wharton Village

Vote For 1

	TOTAL	VOTE %	Election Day	Absentee	Provisional
No Valid Petition Filed	0		0	0	0
Total Votes Cast	0		0	0	0
Contest Totals	99		85	11	3

Member of Council Wharton Village

Vote For 2

	TOTAL	VOTE %	Election Day	Absentee	Provisional
No Valid Petition Filed	0		0	0	0
No Valid Petition Filed	0		0	0	0
Total Votes Cast	0		0	0	0
Contest Totals	198		170	22	6

Member of Board of Public Affairs Wharton Village

Vote For 2

	TOTAL	VOTE %	Election Day	Absentee	Provisional
No Valid Petition Filed	0		0	0	0
No Valid Petition Filed	0		0	0	0
Total Votes Cast	0		0	0	0
Contest Totals	198		170	22	6

Election Summary - Group Detail
 2023 General Election
 November 7, 2023

Official Canvass

Wyandot County

Township Trustee Antrim Township

Vote For 1

	TOTAL	VOTE %	Election Day	Absentee	Provisional
Jeremy Mouser	348	100.00%	266	79	3
Total Votes Cast	348	100.00%	266	79	3
Contest Totals	422		327	91	4

Township Fiscal Officer Antrim Township

Vote For 1

	TOTAL	VOTE %	Election Day	Absentee	Provisional
Steven A. Heinlen	352	100.00%	273	77	2
Total Votes Cast	352	100.00%	273	77	2
Contest Totals	422		327	91	4

Township Trustee Crane Township

Vote For 1

	TOTAL	VOTE %	Election Day	Absentee	Provisional
Mark A. Walton	1,476	64.88%	902	543	31
Dylan Britton	799	35.12%	511	280	8
Total Votes Cast	2,275	100.00%	1,413	823	39
Contest Totals	2,581		1,596	936	49

Township Fiscal Officer Crane Township

Vote For 1

	TOTAL	VOTE %	Election Day	Absentee	Provisional
Debbie Bastel	2,152	100.00%	1,359	757	36
Total Votes Cast	2,152	100.00%	1,359	757	36
Contest Totals	2,581		1,596	936	49

Township Trustee Crawford Township

Vote For 1

	TOTAL	VOTE %	Election Day	Absentee	Provisional
Robert E. Boutwell	1,244	100.00%	985	247	12
Total Votes Cast	1,244	100.00%	985	247	12
Contest Totals	1,543		1,189	341	13

Township Fiscal Officer Crawford Township

Vote For 1

	TOTAL	VOTE %	Election Day	Absentee	Provisional
Troy Wagner	1,291	100.00%	1,018	261	12
Total Votes Cast	1,291	100.00%	1,018	261	12
Contest Totals	1,543		1,189	341	13

Township Trustee Eden Township

Vote For 1

	TOTAL	VOTE %	Election Day	Absentee	Provisional
Kenneth A. Beamer	313	100.00%	253	55	5
Total Votes Cast	313	100.00%	253	55	5
Contest Totals	396		315	75	6

Election Summary - Group Detail
 2023 General Election
 November 7, 2023

Official Canvass

Wyandot County

Township Fiscal Officer Eden Township

Vote For 1

	TOTAL	VOTE %	Election Day	Absentee	Provisional
Peggy Mooney	310	100.00%	253	52	5
Total Votes Cast	310	100.00%	253	52	5
Contest Totals	396		315	75	6

Township Trustee Jackson Township

Vote For 1

	TOTAL	VOTE %	Election Day	Absentee	Provisional
Robert R. Bristol	178	100.00%	134	44	0
Total Votes Cast	178	100.00%	134	44	0
Contest Totals	204		154	48	2

Township Fiscal Officer Jackson Township

Vote For 1

	TOTAL	VOTE %	Election Day	Absentee	Provisional
Tina L. Fox	178	100.00%	134	43	1
Total Votes Cast	178	100.00%	134	43	1
Contest Totals	204		154	48	2

Township Trustee Marseilles Township

Vote For 1

	TOTAL	VOTE %	Election Day	Absentee	Provisional
Benjamin W. McKinniss	112	100.00%	101	11	0
Total Votes Cast	112	100.00%	101	11	0
Contest Totals	125		110	15	0

Township Fiscal Officer Marseilles Township

Vote For 1

	TOTAL	VOTE %	Election Day	Absentee	Provisional
DeAnn R. Funkhouser	117	100.00%	106	11	0
Total Votes Cast	117	100.00%	106	11	0
Contest Totals	125		110	15	0

Township Trustee Mifflin Township

Vote For 1

	TOTAL	VOTE %	Election Day	Absentee	Provisional
Dustin Stansbery	258	100.00%	200	58	0
Total Votes Cast	258	100.00%	200	58	0
Contest Totals	298		228	70	0

Township Fiscal Officer Mifflin Township

Vote For 1

	TOTAL	VOTE %	Election Day	Absentee	Provisional
Susan Ohi	256	100.00%	201	55	0
Total Votes Cast	256	100.00%	201	55	0
Contest Totals	298		228	70	0

Election Summary - Group Detail
 2023 General Election
 November 7, 2023

Official Canvass

Wyandot County

Township Trustee Pitt Township

Vote For 1

	TOTAL	VOTE %	Election Day	Absentee	Provisional
Robert A. Brewer	382	100.00%	304	74	4
Total Votes Cast	382	100.00%	304	74	4
Contest Totals	431		341	85	5

Township Fiscal Officer Pitt Township

Vote For 1

	TOTAL	VOTE %	Election Day	Absentee	Provisional
Julie A. Herring	268	66.01%	211	53	4
Michelle Morral	138	33.99%	113	25	0
Total Votes Cast	406	100.00%	324	78	4
Contest Totals	431		341	85	5

Township Trustee Richland Township

Vote For 1

	TOTAL	VOTE %	Election Day	Absentee	Provisional
David Beck	270	100.00%	227	39	4
Total Votes Cast	270	100.00%	227	39	4
Contest Totals	340		281	55	4

Township Fiscal Officer Richland Township

Vote For 1

	TOTAL	VOTE %	Election Day	Absentee	Provisional
Troy Kear	174	58.00%	142	32	0
Ann Marie Weatherholtz	126	42.00%	108	15	3
Total Votes Cast	300	100.00%	250	47	3
Contest Totals	340		281	55	4

Township Trustee Ridge Township

Vote For 1

	TOTAL	VOTE %	Election Day	Absentee	Provisional
Todd E. Worst	138	82.14%	115	22	1
Kody R. Stickel	30	17.86%	28	2	0
Total Votes Cast	168	100.00%	143	24	1
Contest Totals	178		152	25	1

Township Fiscal Officer Ridge Township

Vote For 1

	TOTAL	VOTE %	Election Day	Absentee	Provisional
Nickie Coppler	159	100.00%	134	24	1
Total Votes Cast	159	100.00%	134	24	1
Contest Totals	178		152	25	1

Election Summary - Group Detail
 2023 General Election
 November 7, 2023

Township Trustee Salem Township

Vote For 1

	TOTAL	VOTE %	Election Day	Absentee	Provisional
Curt Gottfried	321	100.00%	222	97	2
Total Votes Cast	321	100.00%	222	97	2
Contest Totals	378		254	122	2

Township Fiscal Officer Salem Township

Vote For 1

	TOTAL	VOTE %	Election Day	Absentee	Provisional
Jessica R. Barnes	312	100.00%	215	95	2
Total Votes Cast	312	100.00%	215	95	2
Contest Totals	378		254	122	2

Township Trustee Sycamore Township

Vote For 1

	TOTAL	VOTE %	Election Day	Absentee	Provisional
No Valid Petition Filed	0		0	0	0
Total Votes Cast	0		0	0	0
Contest Totals	524		445	74	5

Township Fiscal Officer Sycamore Township

Vote For 1

	TOTAL	VOTE %	Election Day	Absentee	Provisional
Debra L. Boes	439	100.00%	374	61	4
Total Votes Cast	439	100.00%	374	61	4
Contest Totals	524		445	74	5

Township Trustee Tymochtee Township

Vote For 1

	TOTAL	VOTE %	Election Day	Absentee	Provisional
Bob Weyand	312	100.00%	228	83	1
Total Votes Cast	312	100.00%	228	83	1
Contest Totals	392		280	109	3

Township Trustee UTE 12-31-25 Tymochtee Township

Vote For 1

	TOTAL	VOTE %	Election Day	Absentee	Provisional
Steven Davidson	313	100.00%	233	78	2
Total Votes Cast	313	100.00%	233	78	2
Contest Totals	392		280	109	3

Township Fiscal Officer Tymochtee Township

Vote For 1

	TOTAL	VOTE %	Election Day	Absentee	Provisional
Bonnie L. Adelsperger	314	100.00%	225	87	2
Total Votes Cast	314	100.00%	225	87	2
Contest Totals	392		280	109	3

Election Summary - Group Detail
 2023 General Election
 November 7, 2023

Member of Governing Board of ESC Hancock County ESC
 Vote For 2

	TOTAL	VOTE %	Election Day	Absentee	Provisional
Terry Huffman	333	44.82%	268	61	4
Karen Flanagan	217	29.21%	183	34	0
Justin M. Shank	193	25.98%	169	23	1
Total Votes Cast	743	100.00%	620	118	5
Contest Totals	1,200		972	214	14

Member of Governing Board of ESC North Central Ohio ESC #3
 Vote For 1

	TOTAL	VOTE %	Election Day	Absentee	Provisional
Write-In: T. Dwain Sayre	32	51.61%	25	7	0
Write-In: NONQUALIFIED	30	48.39%	28	2	0
Write-In Totals	62	100.00%	53	9	0
Not Assigned	0	0.00%	0	0	0
Total Votes Cast	62	100.00%	53	9	0
Contest Totals	901		719	174	8

Member of Governing Board of ESC North Central Ohio ESC #7
 Vote For 1

	TOTAL	VOTE %	Election Day	Absentee	Provisional
Write-In: NONQUALIFIED	1	100.00%	0	1	0
Write-In Totals	1	100.00%	0	1	0
Not Assigned	0	0.00%	0	0	0
Total Votes Cast	1	100.00%	0	1	0
Contest Totals	94		77	16	1

Member of Board of Education Carey EVSD
 Vote For 2

	TOTAL	VOTE %	Election Day	Absentee	Provisional
Ray Conti	1,146	51.16%	905	233	8
Shawn Burgei	1,094	48.84%	861	227	6
Total Votes Cast	2,240	100.00%	1,766	460	14
Contest Totals	3,304		2,558	720	26

Member of Board of Education Kenton CSD
 Vote For 2

	TOTAL	VOTE %	Election Day	Absentee	Provisional
Brandon Ledley	13	100.00%	12	1	0
No Valid Petition Filed	0	0.00%	0	0	0
Total Votes Cast	13	100.00%	12	1	0
Contest Totals	26		24	2	0

Election Summary - Group Detail
 2023 General Election
 November 7, 2023

Official Canvass
 Wyandot County

Member of Board of Education Mohawk LSD

Vote For 3

	TOTAL	VOTE %	Election Day	Absentee	Provisional
Danielle Clouse	583	46.27%	474	106	3
Carl R. Long, Jr.	580	46.03%	456	121	3
Write-In: Shawn Detterman	82	6.51%	72	10	0
Write-In: NONQUALIFIED	16	1.27%	16	0	0
Write-In Totals	98	7.78%	88	10	0
Not Assigned	0	0.00%	0	0	0
Total Votes Cast	1,260	100.00%	1,017	237	6
Contest Totals	2,703		2,157	522	24

Member of Board of Education Ridgedale LSD

Vote For 2

	TOTAL	VOTE %	Election Day	Absentee	Provisional
Eric Park	58	53.21%	47	10	1
Edwin Ray Roush, Jr.	51	46.79%	43	7	1
Total Votes Cast	109	100.00%	90	17	2
Contest Totals	188		154	32	2

Member of Board of Education Riverdale LSD

Vote For 2

	TOTAL	VOTE %	Election Day	Absentee	Provisional
Tony Butler	325	50.54%	274	48	3
Jacob Fletcher	318	49.46%	264	53	1
Total Votes Cast	643	100.00%	538	101	4
Contest Totals	1,136		912	210	14

Member of Board of Education Upper Sandusky EVSD

Vote For 2

	TOTAL	VOTE %	Election Day	Absentee	Provisional
James A. Morris	3,284	100.00%	2,248	994	42
No Valid Petition Filed	0	0.00%	0	0	0
Total Votes Cast	3,284	100.00%	2,248	994	42
Contest Totals	8,144		5,444	2,576	124

Member of Board of Education Vanlue LSD

Vote For 2

	TOTAL	VOTE %	Election Day	Absentee	Provisional
Kenneth Walerius	19	57.58%	19	0	0
Andrew Mason	14	42.42%	12	2	0
Total Votes Cast	33	100.00%	31	2	0
Contest Totals	64		60	4	0

Election Summary - Group Detail
 2023 General Election
 November 7, 2023

Official Canvass

Wyandot County

Member of Board of Education Wynford LSD

Vote For 2

	TOTAL	VOTE %	Election Day	Absentee	Provisional
Mark Johnson	303	50.84%	239	61	3
Scott Langenderfer	293	49.16%	234	58	1
Total Votes Cast	596	100.00%	473	119	4
Contest Totals	960		754	200	6

State Issue 1

Vote For 1

	TOTAL	VOTE %	Election Day	Absentee	Provisional
No	4,762	61.30%	3,664	1,048	50
Yes	3,006	38.70%	1,977	986	43
Total Votes Cast	7,768	100.00%	5,641	2,034	93
Contest Totals	7,812		5,672	2,046	94

State Issue 2

Vote For 1

	TOTAL	VOTE %	Election Day	Absentee	Provisional
No	4,145	53.55%	3,074	1,046	25
Yes	3,595	46.45%	2,564	963	68
Total Votes Cast	7,740	100.00%	5,638	2,009	93
Contest Totals	7,812		5,672	2,046	94

Marseilles Township Tax Levy Fire

Vote For 1

	TOTAL	VOTE %	Election Day	Absentee	Provisional
For the Tax Levy	101	80.80%	87	14	0
Against the Tax Levy	24	19.20%	23	1	0
Total Votes Cast	125	100.00%	110	15	0
Contest Totals	125		110	15	0

Ridge Township Tax Levy Fire

Vote For 1

	TOTAL	VOTE %	Election Day	Absentee	Provisional
For the Tax Levy	133	75.14%	113	20	0
Against the Tax Levy	44	24.86%	38	5	1
Total Votes Cast	177	100.00%	151	25	1
Contest Totals	178		152	25	1

Richland Township Tax Levy Current Expenses

Vote For 1

	TOTAL	VOTE %	Election Day	Absentee	Provisional
For the Tax Levy	227	68.58%	192	33	2
Against the Tax Levy	104	31.42%	85	19	0
Total Votes Cast	331	100.00%	277	52	2
Contest Totals	340		281	55	4

Election Summary - Group Detail
 2023 General Election
 November 7, 2023

Official Canvass

Wyandot County

Upper Sandusky EVSD Income Tax

Vote For 1

	TOTAL	VOTE %	Election Day	Absentee	Provisional
Yes	2,501	62.84%	1,608	861	32
No	1,479	37.16%	1,061	393	25
Total Votes Cast	3,980	100.00%	2,669	1,254	57
Contest Totals	4,072		2,722	1,288	62

Carey EVSD Income Tax Carey EVSD

Vote For 1

	TOTAL	VOTE %	Election Day	Absentee	Provisional
Yes	1,047	64.71%	805	234	8
No	571	35.29%	451	115	5
Total Votes Cast	1,618	100.00%	1,256	349	13
Contest Totals	1,652		1,279	360	13

Riverdale Local School District Tax Levy

Vote For 1

	TOTAL	VOTE %	Election Day	Absentee	Provisional
Against the Tax Levy	294	52.69%	230	60	4
For the Tax Levy	264	47.31%	219	42	3
Total Votes Cast	558	100.00%	449	102	7
Contest Totals	568		456	105	7

Upper Sandusky Community Library Tax Levy

Vote For 1

	TOTAL	VOTE %	Election Day	Absentee	Provisional
For the Tax Levy	2,677	67.41%	1,749	889	39
Against the Tax Levy	1,294	32.59%	913	364	17
Total Votes Cast	3,971	100.00%	2,662	1,253	56
Contest Totals	4,072		2,722	1,288	62

Eden North Fire District Tax Levy

Vote For 1

	TOTAL	VOTE %	Election Day	Absentee	Provisional
For the Tax Levy	106	78.52%	79	24	3
Against the Tax Levy	29	21.48%	27	2	0
Total Votes Cast	135	100.00%	106	26	3
Contest Totals	139		109	27	3

Mohawk Fire and Rescue District Tax Levy

Vote For 1

	TOTAL	VOTE %	Election Day	Absentee	Provisional
For the Tax Levy	755	73.16%	601	148	6
Against the Tax Levy	277	26.84%	219	56	2
Total Votes Cast	1,032	100.00%	820	204	8
Contest Totals	1,055		834	210	11

Election Summary - Group Detail
 2023 General Election
 November 7, 2023

Official Canvass
 Wyandot County

Wyandot County Electric Aggregation

Vote For 1

	TOTAL	VOTE %	Election Day	Absentee	Provisional
No	1,883	55.20%	1,465	408	10
Yes	1,528	44.80%	1,140	378	10
Total Votes Cast	3,411	100.00%	2,605	786	20
Contest Totals	3,791		2,875	892	24

Wyandot County Gas Aggregation

Vote For 1

	TOTAL	VOTE %	Election Day	Absentee	Provisional
No	1,873	55.66%	1,460	403	10
Yes	1,492	44.34%	1,117	366	9
Total Votes Cast	3,365	100.00%	2,577	769	19
Contest Totals	3,791		2,875	892	24

Wyandot County Board of Health Tax Levy

Vote For 1

	TOTAL	VOTE %	Election Day	Absentee	Provisional
For the Tax Levy	4,813	63.88%	3,376	1,382	55
Against the Tax Levy	2,722	36.12%	2,100	593	29
Total Votes Cast	7,535	100.00%	5,476	1,975	84
Contest Totals	7,812		5,672	2,046	94

Village of Harpster Tax Levy Current Expenses

Vote For 1

	TOTAL	VOTE %	Election Day	Absentee	Provisional
For the Tax Levy	59	73.75%	54	4	1
Against the Tax Levy	21	26.25%	21	0	0
Total Votes Cast	80	100.00%	75	4	1
Contest Totals	83		78	4	1

Local Option Carey Brewing Station CAREY A

Vote For 1

	TOTAL	VOTE %	Election Day	Absentee	Provisional
Yes	224	78.32%	177	45	2
No	62	21.68%	42	18	2
Total Votes Cast	286	100.00%	219	63	4
Contest Totals	293		223	66	4